GK4 Kart Series Round 7

Honda Cadet — **Genk 1,360 Km**

Warm up — **14.11.2026 09:00**

Practice (5:00 Time) started at 8:59:56

Pos	No.	Name	NAT	Raceteam	Laps	Best Tm	Diff	Gap	In Lap	km/h
1	**22**	Ferre Van Calsteren (R)	BEL	DFK	**4**	**1:07.980**			4	72,021
2	**5**	Lucas Ost	BEL	DFK	**5**	**1:07.991**	**0.011**	0.011	5	72,010
3	**26**	Niyas Van Steenkiste	BEL	DFK	**5**	**1:07.997**	**0.017**	0.006	5	72,003
4	**69**	Léon Verkoyen (R)	BEL	DFK	**5**	**1:08.004**	**0.024**	0.007	5	71,996
5	**8**	Xavi Van Wel (R)	NLD	DFK	**5**	**1:08.070**	**0.090**	0.066	5	71,926
6	**13**	Bentley Rotthier (R)	BEL	Schepers Racing	**4**	**1:08.228**	**0.248**	0.158	4	71,759
7	**19**	Lewis Berghmans	BEL	DFK	**4**	**1:08.332**	**0.352**	0.104	4	71,650
8	**10**	Jari Conard	BEL	TD Racing	**5**	**1:08.459**	**0.479**	0.127	5	71,517
9	**95**	Xander-Ayden Clarinda (R)	NLD	DFK	**4**	**1:08.755**	**0.775**	0.296	4	71,209
10	**37**	Mirco Ortenzi (R)	BEL	JJ Racing	**4**	**1:09.128**	**1.148**	0.373	4	70,825
11	**12**	Jayden Aesseloos	BEL	JJ Racing	**4**	**1:09.172**	**1.192**	0.044	4	70,780
12	**79**	Lee Bosmans (R)	BEL	DFK	**4**	**1:09.200**	**1.220**	0.028	4	70,751
13	**7**	Marnix Bonten	NLD	DFK	**4**	**1:09.303**	**1.323**	0.103	4	70,646
14	**50**	Hannah Verboven (R)	BEL	DFK	**4**	**1:09.327**	**1.347**	0.024	4	70,622
15	**78**	Hendriks Nick (R)	NLD	YDA	**4**	**1:09.339**	**1.359**	0.012	4	70,610
16	**77**	Aiden Fasaei (R)	BEL		**4**	**1:09.523**	**1.543**	0.184	4	70,423
17	**6**	Adam Guven (R)	BEL	DFK	**4**	**1:09.793**	**1.813**	0.270	4	70,150
18	**11**	Jélano Aesseloos (R)	BEL	JJ Racing	**4**	**1:10.007**	**2.027**	0.214	3	69,936
19	**3**	Lio Wijns (R)	BEL	SMR	**4**	**1:10.044**	**2.064**	0.037	3	69,899
20	**2**	Louis Billet (R)	BEL	TD Racing	**4**	**1:10.117**	**2.137**	0.073	3	69,826
21	**17**	Leon Pelicaen	BEL	DFK	**4**	**1:13.780**	**5.800**	3.663	4	66,359
22	**44**	Ario Azimi (R)	NLD	JJ Racing	**4**	**1:14.935**	**6.955**	1.155	4	65,337
23	**21**	Milan Motedoro (R)	BEL	DFK	**3**	**1:27.901**	**19.921**	12.966	3	55,699
24	**33**	Enzo Azimi (R)	NLD	JJ Racing	**1**	**1:58.212**	**50.232**	30.311	1	41,417

Announcements

#7 Transponder low battery, please charge

GK4 Kart Series Round 7

Honda Cadet

Genk 1,360 Km

Warm up

14.11.2026 09:00

Practice (5:00 Time) started at 8:59:56

(22) Ferre Van Calsteren (R)

Lap	Time of Day	Lap Tm	Diff	S1 Tm	S2 Tm	S3 Tm
1	9:01:34.318	**1:17.515**	+9.535	33.836	22.162	21.517
2	9:02:44.132	**1:09.814**	+1.834	28.668	20.467	**20.679**
3	9:03:53.561	**1:09.429**	+1.449	28.232	20.326	20.871
4	9:05:01.541	**1:07.980**		**27.028**	**20.215**	20.737

(5) Lucas Ost

Lap	Time of Day	Lap Tm	Diff	S1 Tm	S2 Tm	S3 Tm
1	9:01:23.179	**1:14.761**	+6.770	31.336	21.737	21.688
2	9:02:33.080	**1:09.901**	+1.910	28.275	20.589	21.037
3	9:03:42.054	**1:08.974**	+0.983	27.861	20.292	20.821
4	9:04:51.619	**1:09.565**	+1.574	28.058	20.898	**20.609**
5	9:05:59.610	**1:07.991**		**27.166**	**20.050**	20.775

(26) Niyas Van Steenkiste

Lap	Time of Day	Lap Tm	Diff	S1 Tm	S2 Tm	S3 Tm
1	9:01:26.177	**1:17.393**	+9.396	33.408	22.015	21.970
2	9:02:36.573	**1:10.396**	+2.399	28.655	20.726	21.015
3	9:03:45.255	**1:08.682**	+0.685	27.898	20.076	20.708
4	9:04:53.708	**1:08.453**	+0.456	27.688	20.068	20.697
5	9:06:01.705	**1:07.997**		**27.446**	**20.048**	**20.503**

(69) Léon Verkoyen (R)

Lap	Time of Day	Lap Tm	Diff	S1 Tm	S2 Tm	S3 Tm
1	9:01:24.066	**1:16.022**	+8.018	32.716	21.685	21.621
2	9:02:33.863	**1:09.797**	+1.793	28.283	20.623	20.891
3	9:03:42.265	**1:08.402**	+0.398	27.453	20.294	**20.655**
4	9:04:51.350	**1:09.085**	+1.081	28.027	20.335	20.723
5	9:05:59.354	**1:08.004**		**27.357**	**19.959**	20.688

(8) Xavi Van Wel (R)

Lap	Time of Day	Lap Tm	Diff	S1 Tm	S2 Tm	S3 Tm
1	9:01:24.056	**1:15.889**	+7.819	32.232	21.741	21.916
2	9:02:33.953	**1:09.897**	+1.827	28.377	20.786	20.734
3	9:03:42.341	**1:08.388**	+0.318	27.492	20.441	20.455
4	9:04:51.982	**1:09.641**	+1.571	28.027	21.163	**20.451**
5	9:06:00.052	**1:08.070**		**27.193**	**20.103**	20.774

(13) Bentley Rotthier (R)

Lap	Time of Day	Lap Tm	Diff	S1 Tm	S2 Tm	S3 Tm
1	9:01:35.028	**1:17.515**	+9.287	33.395	22.023	22.097
2	9:02:46.864	**1:11.836**	+3.608	29.346	20.700	21.790
3	9:03:56.354	**1:09.490**	+1.262	28.319	20.261	20.910
4	9:05:04.582	**1:08.228**		**27.479**	**20.134**	**20.615**

(19) Lewis Berghmans

Lap	Time of Day	Lap Tm	Diff	S1 Tm	S2 Tm	S3 Tm
1	9:01:36.121	**1:18.779**	+10.447	34.733	22.059	21.987
2	9:02:47.710	**1:11.589**	+3.257	29.349	20.888	21.352
3	9:03:57.137	**1:09.427**	+1.095	28.383	20.301	20.743
4	9:05:05.469	**1:08.332**		**27.605**	**20.165**	**20.562**

(10) Jari Conard

Lap	Time of Day	Lap Tm	Diff	S1 Tm	S2 Tm	S3 Tm
1	9:01:24.371	**1:15.342**	+6.883	31.965	21.829	21.548
2	9:02:34.214	**1:09.843**	+1.384	28.373	20.587	20.883
3	9:03:42.737	**1:08.523**	+0.064	27.522	20.262	20.739
4	9:04:51.711	**1:08.974**	+0.515	27.886	20.476	**20.612**
5	9:06:00.170	**1:08.459**		**27.198**	**20.131**	21.130

(95) Xander-Ayden Clarinda (R)

Lap	Time of Day	Lap Tm	Diff	S1 Tm	S2 Tm	S3 Tm
1	9:01:32.178	**1:19.520**	+10.765	34.679	22.621	22.220
2	9:02:43.935	**1:11.757**	+3.002	29.588	20.866	21.303
3	9:03:54.011	**1:10.076**	+1.321	28.640	20.361	21.075
4	9:05:02.766	**1:08.755**		**27.602**	**20.195**	**20.958**

(37) Mirco Ortenzi (R)

Lap	Time of Day	Lap Tm	Diff	S1 Tm	S2 Tm	S3 Tm
1	9:01:33.204	**1:21.131**	+12.003	36.498	22.619	22.014
2	9:02:44.021	**1:10.817**	+1.689	29.381	20.460	**20.976**
3	9:03:54.377	**1:10.356**	+1.228	28.717	**20.333**	21.306
4	9:05:03.505	**1:09.128**		**27.712**	20.414	21.002

(12) Jayden Aesseloos

Lap	Time of Day	Lap Tm	Diff	S1 Tm	S2 Tm	S3 Tm
1	9:01:31.916	**1:18.307**	+9.135	33.084	22.816	22.407
2	9:02:42.974	**1:11.058**	+1.886	28.887	20.892	21.279
3	9:03:52.264	**1:09.290**	+0.118	27.820	20.721	**20.749**
4	9:05:01.436	**1:09.172**		**27.575**	**20.366**	21.231

(79) Lee Bosmans (R)

Lap	Time of Day	Lap Tm	Diff	S1 Tm	S2 Tm	S3 Tm
1	9:01:34.186	**1:20.723**	+11.523	35.215	22.903	22.605
2	9:02:45.836	**1:11.650**	+2.450	29.786	20.545	21.319
3	9:03:55.431	**1:09.595**	+0.395	28.202	20.294	21.099
4	9:05:04.631	**1:09.200**		**28.102**	**20.189**	**20.909**

(7) Marnix Bonten

Lap	Time of Day	Lap Tm	Diff	S1 Tm	S2 Tm	S3 Tm
1	9:01:32.127	**1:18.293**	+8.990	33.034	22.760	22.499
2	9:02:58.292	**1:26.165**	+16.862	43.521	21.147	21.497
3	9:04:08.085	**1:09.793**	+0.490	28.095	20.752	20.946
4	9:05:17.388	**1:09.303**		**27.909**	**20.490**	**20.904**

(50) Hannah Verboven (R)

Lap	Time of Day	Lap Tm	Diff	S1 Tm	S2 Tm	S3 Tm
1	9:01:34.226	**1:21.433**	+12.106	36.162	22.827	22.444
2	9:02:46.575	**1:12.349**	+3.022	30.010	20.690	21.649
3	9:03:57.061	**1:10.486**	+1.159	28.789	20.399	21.298
4	9:05:06.388	**1:09.327**		**28.120**	**20.185**	**21.022**

(78) Hendriks Nick (R)

Lap	Time of Day	Lap Tm	Diff	S1 Tm	S2 Tm	S3 Tm
1	9:01:31.622	**1:19.272**	+9.933	33.880	22.784	22.608
2	9:02:43.784	**1:12.162**	+2.823	29.834	20.985	21.343
3	9:03:53.891	**1:10.107**	+0.768	28.117	20.637	21.353
4	9:05:03.230	**1:09.339**		**28.005**	**20.478**	**20.856**

(77) Aiden Fasaei (R)

Lap	Time of Day	Lap Tm	Diff	S1 Tm	S2 Tm	S3 Tm
1	9:01:31.699	**1:18.909**	+9.386	33.652	22.828	22.429
2	9:02:42.138	**1:10.439**	+0.916	28.616	20.729	21.094
3	9:03:51.843	**1:09.705**	+0.182	27.749	20.974	**20.982**
4	9:05:01.366	**1:09.523**		**27.462**	**20.280**	21.781

(6) Adam Guven (R)

Lap	Time of Day	Lap Tm	Diff	S1 Tm	S2 Tm	S3 Tm
1	9:01:34.990	**1:21.508**	+11.715	35.972	23.218	22.318
2	9:02:48.109	**1:13.119**	+3.326	30.725	21.012	21.382
3	9:03:58.372	**1:10.263**	+0.470	28.553	20.588	21.122
4	9:05:08.165	**1:09.793**		**28.335**	**20.384**	**21.074**

(11) Jélano Aesseloos (R)

Lap	Time of Day	Lap Tm	Diff	S1 Tm	S2 Tm	S3 Tm
1	9:01:28.260	**1:17.783**	+7.776	32.401	22.867	22.515
2	9:02:40.786	**1:12.526**	+2.519	29.576	21.341	21.609
3	9:03:50.793	**1:10.007**		28.344	20.598	**21.065**
4	9:05:01.102	**1:10.309**	+0.302	**28.242**	**20.254**	21.813

(3) Lio Wijns (R)

Lap	Time of Day	Lap Tm	Diff	S1 Tm	S2 Tm	S3 Tm
1	9:01:28.399	**1:16.985**	+6.941	32.805	22.058	22.122
2	9:02:39.650	**1:11.251**	+1.207	28.978	20.847	**21.426**
3	9:03:49.694	**1:10.044**		28.037	20.533	21.474
4	9:05:00.224	**1:10.530**	+0.486	**27.971**	**20.507**	22.052

(2) Louis Billet (R)

Lap	Time of Day	Lap Tm	Diff	S1 Tm	S2 Tm	S3 Tm
1	9:01:29.615	**1:18.246**	+8.129	33.430	22.570	22.246
2	9:02:41.565	**1:11.950**	+1.833	28.934	21.259	21.757
3	9:03:51.682	**1:10.117**		28.117	**20.975**	**21.025**
4	9:05:02.709	**1:11.027**	+0.910	**28.090**	21.222	21.715

(17) Leon Pelicaen

Lap	Time of Day	Lap Tm	Diff	S1 Tm	S2 Tm	S3 Tm
1	9:01:42.738	**1:27.460**	+13.680	37.679	25.815	23.966
2	9:03:01.259	**1:18.521**	+4.741	32.714	22.949	22.858
3	9:04:16.690	**1:15.431**	+1.651	30.316	22.148	22.967
4	9:05:30.470	**1:13.780**		**30.027**	**21.887**	**21.866**

GK4 Kart Series Round 7

Honda Cadet — Genk 1,360 Km

Warm up — 14.11.2026 09:00

Practice (5:00 Time) started at 8:59:56

Lap	Time of Day	Lap Tm	Diff	S1 Tm	S2 Tm	S3 Tm
(44) Ario Azimi (R)						
1	9:02:00.283	**1:43.204**	+28.269	43.008	31.499	28.697
2	9:03:19.201	**1:18.918**	+3.983	32.597	23.196	23.125
3	9:04:36.175	**1:16.974**	+2.039	30.971	22.996	23.007
4	9:05:51.110	**1:14.935**		**30.259**	**22.070**	**22.606**
(21) Milan Motedoro (R)						
1	9:02:00.218	**1:43.364**	+15.463	42.956	30.743	29.665
2	9:03:34.726	**1:34.508**	+6.607	40.099	27.885	26.524
3	9:05:02.627	**1:27.901**		**37.479**	**25.125**	**25.297**
(33) Enzo Azimi (R)						
1	9:02:13.860	**1:58.212**		39.084	53.429	**25.699**

Lap	Time of Day	Lap Tm	Diff	S1 Tm	S2 Tm	S3 Tm

GK4 Kart Series Round 7

Honda Cadet — **Genk 1,360 Km**

Qualifying — **14.11.2026 10:00**

Qualifying (8:00 Time) started at 10:00:44

Pos	No.	Name	NAT	Raceteam	Laps	Best Tm	Diff	Gap	In Lap	km/h
1	**12**	Jayden Aesseloos	BEL	JJ Racing	**7**	**1:04.645**			7	75,737
2	**22**	Ferre Van Calsteren (R)	BEL	DFK	**7**	**1:04.858**	**0.213**	0.213	5	75,488
3	**69**	Léon Verkoyen (R)	BEL	DFK	**7**	**1:04.909**	**0.264**	0.051	7	75,429
4	**13**	Bentley Rotthier (R)	BEL	Schepers Racing	**7**	**1:05.002**	**0.357**	0.093	7	75,321
5	**5**	Lucas Ost	BEL	DFK	**7**	**1:05.105**	**0.460**	0.103	7	75,202
6	**3**	Lio Wijns (R)	BEL	SMR	**7**	**1:05.186**	**0.541**	0.081	7	75,108
7	**8**	Xavi Van Wel (R)	NLD	DFK	**7**	**1:05.382**	**0.737**	0.196	7	74,883
8	**95**	Xander-Ayden Clarinda (R)	NLD	DFK	**7**	**1:05.742**	**1.097**	0.360	6	74,473
9	**77**	Aiden Fasaei (R)	BEL		**7**	**1:05.955**	**1.310**	0.213	5	74,232
10	**2**	Louis Billet (R)	BEL	TD Racing	**7**	**1:05.995**	**1.350**	0.040	4	74,187
11	**37**	Mirco Ortenzi (R)	BEL	JJ Racing	**7**	**1:06.159**	**1.514**	0.164	6	74,004
12	**26**	Niyas Van Steenkiste (R)	BEL	DFK	**5**	**1:06.224**	**1.579**	0.065	5	73,931
13	**78**	Hendriks Nick (R)	NLD	YDA	**7**	**1:06.259**	**1.614**	0.035	7	73,892
14	**7**	Marnix Bonten	NLD	DFK	**7**	**1:06.293**	**1.648**	0.034	5	73,854
15	**6**	Adam Guven (R)	BEL	DFK	**7**	**1:06.301**	**1.656**	0.008	6	73,845
16	**11**	Jélano Aesseloos (R)	BEL	JJ Racing	**7**	**1:06.812**	**2.167**	0.511	7	73,280
17	**17**	Leon Pelicaen	BEL	DFK	**7**	**1:06.864**	**2.219**	0.052	7	73,223
18	**79**	Lee Bosmans (R)	BEL	DFK	**7**	**1:06.873**	**2.228**	0.009	7	73,213
19	**19**	Lewis Berghmans (R)	BEL	DFK	**7**	**1:07.617**	**2.972**	0.744	6	72,408
20	**50**	Hannah Verboven (R)	BEL	DFK	**7**	**1:08.576**	**3.931**	0.959	5	71,395
21	**44**	Ario Azimi (R)	NLD	JJ Racing	**7**	**1:09.312**	**4.667**	0.736	7	70,637
22	**10**	Jari Conard	BEL	TD Racing	**6**	**1:13.455**	**8.810**	4.143	2	66,653
23	**21**	Milan Montedoro (R)	BEL	DFK	**6**	**1:14.246**	**9.601**	0.791	6	65,943
24	**33**	Enzo Azimi (R)	NLD	JJ Racing	**4**	**1:15.018**	**10.373**	0.772	4	65,264

Announcements

These results are provisional until the conclusion of any judicial and technical matters!
#7 Transponder low battery, please charge
#95 Deleted fastest laptime / Overtaking under yellow
#7 Deleted fastest laptime / Overtaking under yellow

GK4 Kart Series Round 7

Honda Cadet

Genk 1,360 Km

Qualifying

14.11.2026 10:00

Qualifying (8:00 Time) started at 10:00:44

(12) Jayden Aesseloos

Lap	Time of Day	Lap Tm	Diff	S1 Tm	S2 Tm	S3 Tm
1	10:02:14.362	**1:13.828**	+9.183	32.061	20.914	20.853
2	10:03:21.704	**1:07.342**	+2.697	27.317	19.923	20.102
3	10:04:28.258	**1:06.554**	+1.909	26.829	19.612	20.113
4	10:05:33.775	**1:05.517**	+0.872	26.762	19.136	19.619
5	10:06:39.249	**1:05.474**	+0.829	26.348	19.178	19.948
6	10:07:44.353	**1:05.104**	+0.459	26.272	19.086	19.746
7	10:08:48.998	**1:04.645**		**26.050**	**18.990**	**19.605**

(22) Ferre Van Calsteren (R)

Lap	Time of Day	Lap Tm	Diff	S1 Tm	S2 Tm	S3 Tm
1	10:02:21.808	**1:16.175**	+11.317	34.004	21.429	20.742
2	10:03:29.735	**1:07.927**	+3.069	28.047	19.741	20.139
3	10:04:35.826	**1:06.091**	+1.233	26.824	19.290	19.977
4	10:05:42.076	**1:06.250**	+1.392	27.375	19.230	19.645
5	10:06:46.934	**1:04.858**		26.291	**19.082**	**19.485**
6	10:07:51.873	**1:04.939**	+0.081	**26.281**	19.172	19.486
7	10:08:59.171	**1:07.298**	+2.440	27.867	19.401	20.030

(69) Léon Verkoyen (R)

Lap	Time of Day	Lap Tm	Diff	S1 Tm	S2 Tm	S3 Tm
1	10:02:11.917	**1:14.690**	+9.781	32.535	21.548	20.607
2	10:03:19.129	**1:07.212**	+2.303	27.506	19.733	19.973
3	10:04:25.349	**1:06.220**	+1.311	26.817	19.571	19.832
4	10:05:30.876	**1:05.527**	+0.618	26.468	19.427	19.632
5	10:06:35.939	**1:05.063**	+0.154	26.270	19.043	19.750
6	10:07:41.971	**1:06.032**	+1.123	27.245	19.204	**19.583**
7	10:08:46.880	**1:04.909**		**26.258**	**19.013**	19.638

(13) Bentley Rotthier (R)

Lap	Time of Day	Lap Tm	Diff	S1 Tm	S2 Tm	S3 Tm
1	10:02:16.463	**1:15.936**	+10.934	32.848	21.906	21.182
2	10:03:24.211	**1:07.748**	+2.746	27.673	19.986	20.089
3	10:04:31.308	**1:07.097**	+2.095	26.666	19.605	20.826
4	10:05:37.001	**1:05.693**	+0.691	26.577	19.404	19.712
5	10:06:42.156	**1:05.155**	+0.153	26.302	19.247	**19.606**
6	10:07:47.871	**1:05.715**	+0.713	**26.188**	19.780	19.747
7	10:08:52.873	**1:05.002**		26.247	**19.049**	19.706

(5) Lucas Ost

Lap	Time of Day	Lap Tm	Diff	S1 Tm	S2 Tm	S3 Tm
1	10:02:15.664	**1:17.234**	+12.129	35.385	21.282	20.567
2	10:03:22.639	**1:06.975**	+1.870	27.330	19.617	20.028
3	10:04:28.461	**1:05.822**	+0.717	26.559	19.302	19.961
4	10:05:33.695	**1:05.234**	+0.129	26.450	**19.109**	19.675
5	10:06:39.936	**1:06.241**	+1.136	27.338	19.277	**19.626**
6	10:07:45.630	**1:05.694**	+0.589	26.436	19.556	19.702
7	10:08:50.735	**1:05.105**		**26.250**	19.124	19.731

(3) Lio Wijns (R)

Lap	Time of Day	Lap Tm	Diff	S1 Tm	S2 Tm	S3 Tm
1	10:02:17.250	**1:16.047**	+10.861	33.365	21.578	21.104
2	10:03:24.490	**1:07.240**	+2.054	27.465	19.682	20.093
3	10:04:31.235	**1:06.745**	+1.559	26.586	19.687	20.472
4	10:05:37.004	**1:05.769**	+0.583	26.482	19.367	19.920
5	10:06:42.701	**1:05.697**	+0.511	26.563	19.333	**19.801**
6	10:07:48.794	**1:06.093**	+0.907	**26.189**	19.644	20.260
7	10:08:53.980	**1:05.186**		26.245	**19.065**	19.876

(8) Xavi Van Wel (R)

Lap	Time of Day	Lap Tm	Diff	S1 Tm	S2 Tm	S3 Tm
1	10:02:11.806	**1:14.175**	+8.793	32.228	21.022	20.925
2	10:03:19.532	**1:07.726**	+2.344	27.972	19.781	19.973
3	10:04:26.052	**1:06.520**	+1.138	26.759	19.755	20.006
4	10:05:31.487	**1:05.435**	+0.053	26.465	19.220	**19.750**
5	10:06:37.029	**1:05.542**	+0.160	**26.345**	19.412	19.785
6	10:07:43.012	**1:05.983**	+0.601	26.822	19.357	19.804
7	10:08:48.394	**1:05.382**		26.430	**19.201**	19.751

(95) Xander-Ayden Clarinda (R)

Lap	Time of Day	Lap Tm	Diff	S1 Tm	S2 Tm	S3 Tm
1	10:02:27.590	**1:20.895**	+15.153	36.288	23.339	21.268
2	10:03:35.749	**1:08.159**	+2.417	27.819	19.773	20.567
3	10:04:42.665	**1:06.916**	+1.174	27.285	19.496	20.135
4	10:05:49.256	**1:06.591**	+0.849	26.955	19.554	20.082
5	10:06:54.831	**1:05.575**	-0.167	26.527	19.210	**19.838**
6	10:08:00.573	**1:05.742**		**26.459**	**19.182**	20.101
7	10:09:06.532	**1:05.959**	+0.217	26.676	19.338	19.945

(77) Aiden Fasaei (R)

Lap	Time of Day	Lap Tm	Diff	S1 Tm	S2 Tm	S3 Tm
1	10:02:59.006	**1:13.653**	+7.698	32.138	20.699	20.816
2	10:04:05.930	**1:06.924**	+0.969	27.202	19.723	19.999
3	10:05:13.073	**1:07.143**	+1.188	26.926	20.105	20.112
4	10:06:19.318	**1:06.245**	+0.290	26.868	19.413	19.964
5	10:07:25.273	**1:05.955**		26.701	19.337	**19.917**
6	10:08:31.382	**1:06.109**	+0.154	**26.664**	19.456	19.989
7	10:09:37.632	**1:06.250**	+0.295	26.770	**19.232**	20.248

(2) Louis Billet (R)

Lap	Time of Day	Lap Tm	Diff	S1 Tm	S2 Tm	S3 Tm
1	10:02:17.465	**1:15.145**	+9.150	32.560	21.509	21.076
2	10:03:25.128	**1:07.663**	+1.668	27.731	19.800	20.132
3	10:04:31.862	**1:06.734**	+0.739	27.048	19.476	20.210
4	10:05:37.857	**1:05.995**		26.868	**19.325**	**19.802**
5	10:06:43.868	**1:06.011**	+0.016	**26.747**	19.363	19.901
6	10:07:50.956	**1:07.088**	+1.093	26.977	19.476	20.635
7	10:08:57.822	**1:06.866**	+0.871	27.331	19.539	19.996

(37) Mirco Ortenzi (R)

Lap	Time of Day	Lap Tm	Diff	S1 Tm	S2 Tm	S3 Tm
1	10:02:26.128	**1:20.710**	+14.551	37.118	22.121	21.471
2	10:03:35.498	**1:09.370**	+3.211	28.254	20.318	20.798
3	10:04:43.579	**1:08.081**	+1.922	28.016	19.784	20.281
4	10:05:51.263	**1:07.684**	+1.525	26.809	19.646	21.229
5	10:06:57.546	**1:06.283**	+0.124	26.832	**19.389**	20.062
6	10:08:03.705	**1:06.159**		**26.555**	19.566	**20.038**
7	10:09:11.112	**1:07.407**	+1.248	27.474	19.711	20.222

(26) Niyas Van Steenkiste (R)

Lap	Time of Day	Lap Tm	Diff	S1 Tm	S2 Tm	S3 Tm
1	10:02:20.740	**1:17.108**	+10.884	33.475	22.071	21.562
2	10:03:29.637	**1:08.897**	+2.673	28.415	19.934	20.548
3	10:04:36.717	**1:07.080**	+0.856	27.042	19.909	20.129
4	10:05:44.329	**1:07.612**	+1.388	27.820	19.667	20.125
5	10:06:50.553	**1:06.224**		**26.576**	**19.599**	**20.049**

(78) Hendriks Nick (R)

Lap	Time of Day	Lap Tm	Diff	S1 Tm	S2 Tm	S3 Tm
1	10:02:20.944	**1:17.019**	+10.760	34.631	21.283	21.105
2	10:03:31.228	**1:10.284**	+4.025	29.066	20.815	20.403
3	10:04:39.012	**1:07.784**	+1.525	27.192	19.763	20.829
4	10:05:46.592	**1:07.580**	+1.321	27.342	19.883	20.355
5	10:06:53.539	**1:06.947**	+0.688	27.128	19.679	20.140
6	10:08:00.476	**1:06.937**	+0.678	27.079	19.570	20.288
7	10:09:06.735	**1:06.259**		**26.936**	**19.419**	**19.904**

(7) Marnix Bonten

Lap	Time of Day	Lap Tm	Diff	S1 Tm	S2 Tm	S3 Tm
1	10:02:28.464	**1:17.943**	+11.650	34.155	22.075	21.713
2	10:03:37.311	**1:08.847**	+2.554	28.066	20.208	20.573
3	10:04:44.346	**1:07.035**	+0.742	27.378	19.661	19.996
4	10:05:51.408	**1:07.062**	+0.769	26.801	19.525	20.736
5	10:06:57.701	**1:06.293**		26.883	**19.430**	19.980
6	10:08:03.828	**1:06.127**	-0.166	**26.733**	19.495	**19.899**
7	10:09:10.706	**1:06.878**	+0.585	27.111	19.641	20.126

(6) Adam Guven (R)

Lap	Time of Day	Lap Tm	Diff	S1 Tm	S2 Tm	S3 Tm
1	10:02:21.725	**1:17.123**	+10.822	34.705	21.254	21.164
2	10:03:31.707	**1:09.982**	+3.681	28.769	20.732	20.481
3	10:04:39.409	**1:07.702**	+1.401	27.446	19.940	20.316
4	10:05:48.112	**1:08.703**	+2.402	27.346	21.157	20.200
5	10:06:54.779	**1:06.667**	+0.366	26.802	19.642	20.223
6	10:08:01.080	**1:06.301**		**26.795**	19.459	20.047

GK4 Kart Series Round 7

Honda Cadet

Genk 1,360 Km

Qualifying

14.11.2026 10:00

Qualifying (8:00 Time) started at 10:00:44

Lap	Time of Day	Lap Tm	Diff	S1 Tm	S2 Tm	S3 Tm
7	10:09:07.449	**1:06.369**	+0.068	26.945	**19.447**	**19.977**

(11) Jélano Aesseloos (R)

Lap	Time of Day	Lap Tm	Diff	S1 Tm	S2 Tm	S3 Tm
1	10:02:30.434	**1:25.700**	+18.888	42.288	21.842	21.570
2	10:03:40.225	**1:09.791**	+2.979	28.445	20.372	20.974
3	10:04:47.421	**1:07.196**	+0.384	27.414	19.697	20.085
4	10:05:55.083	**1:07.662**	+0.850	27.413	20.143	20.106
5	10:07:02.237	**1:07.154**	+0.342	27.654	**19.499**	**20.001**
6	10:08:09.587	**1:07.350**	+0.538	27.147	19.919	20.284
7	10:09:16.399	**1:06.812**		**27.138**	19.588	20.086

(17) Leon Pelicaen

Lap	Time of Day	Lap Tm	Diff	S1 Tm	S2 Tm	S3 Tm
1	10:02:27.907	**1:22.669**	+15.805	37.555	22.968	22.146
2	10:03:38.109	**1:10.202**	+3.338	28.783	20.740	20.679
3	10:04:47.176	**1:09.067**	+2.203	28.082	20.512	20.473
4	10:05:55.748	**1:08.572**	+1.708	27.553	20.766	20.253
5	10:07:04.672	**1:08.924**	+2.060	28.025	20.561	20.338
6	10:08:12.291	**1:07.619**	+0.755	27.478	20.040	**20.101**
7	10:09:19.155	**1:06.864**		**27.079**	**19.648**	20.137

(79) Lee Bosmans (R)

Lap	Time of Day	Lap Tm	Diff	S1 Tm	S2 Tm	S3 Tm
1	10:02:29.064	**1:21.819**	+14.946	36.144	23.301	22.374
2	10:03:38.269	**1:09.205**	+2.332	28.464	20.200	20.541
3	10:04:46.713	**1:08.444**	+1.571	28.013	20.050	20.381
4	10:05:54.079	**1:07.366**	+0.493	27.544	19.628	20.194
5	10:07:02.158	**1:08.079**	+1.206	28.140	19.685	20.254
6	10:08:09.885	**1:07.727**	+0.854	27.677	19.721	20.329
7	10:09:16.758	**1:06.873**		**27.247**	**19.517**	**20.109**

(19) Lewis Berghmans (R)

Lap	Time of Day	Lap Tm	Diff	S1 Tm	S2 Tm	S3 Tm
1	10:02:40.484	**1:29.138**	+21.521	36.891	29.887	22.360
2	10:03:51.901	**1:11.417**	+3.800	29.046	20.888	21.483
3	10:05:00.619	**1:08.718**	+1.101	28.026	20.267	20.425
4	10:06:09.509	**1:08.890**	+1.273	27.269	20.820	20.801
5	10:07:17.178	**1:07.669**	+0.052	27.401	19.880	**20.388**
6	10:08:24.795	**1:07.617**		**27.203**	**19.702**	20.712
7	10:09:33.977	**1:09.182**	+1.565	28.077	20.332	20.773

(50) Hannah Verboven (R)

Lap	Time of Day	Lap Tm	Diff	S1 Tm	S2 Tm	S3 Tm
1	10:02:20.149	**1:18.729**	+10.153	34.867	22.037	21.825
2	10:03:46.452	**1:26.303**	+17.727	29.650	34.965	21.688
3	10:04:57.425	**1:10.973**	+2.397	29.232	20.508	21.233
4	10:06:06.674	**1:09.249**	+0.673	28.095	20.377	20.777
5	10:07:15.250	**1:08.576**		**27.652**	20.321	**20.603**
6	10:08:24.698	**1:09.448**	+0.872	27.681	**19.965**	21.802
7	10:09:34.225	**1:09.527**	+0.951	28.583	20.084	20.860

(44) Ario Azimi (R)

Lap	Time of Day	Lap Tm	Diff	S1 Tm	S2 Tm	S3 Tm
1	10:02:30.358	**1:20.332**	+11.020	35.248	22.831	22.253
2	10:03:43.039	**1:12.681**	+3.369	29.997	21.163	21.521
3	10:04:53.339	**1:10.300**	+0.988	28.430	20.523	21.347
4	10:06:03.369	**1:10.030**	+0.718	28.222	20.752	21.056
5	10:07:12.962	**1:09.593**	+0.281	**27.908**	20.548	21.137
6	10:08:24.624	**1:11.662**	+2.350	27.954	20.865	22.843
7	10:09:33.936	**1:09.312**		28.046	**20.222**	**21.044**

(10) Jari Conard

Lap	Time of Day	Lap Tm	Diff	S1 Tm	S2 Tm	S3 Tm
1	10:02:47.676	**1:48.734**	+35.279	1:03.661	23.110	21.963
2	10:04:01.131	**1:13.455**		30.711	**21.189**	**21.555**
3	10:05:16.039	**1:14.908**	+1.453	31.266	21.556	22.086
4	10:06:36.702	**1:20.663**	+7.208	33.758	23.246	23.659
5	10:07:50.872	**1:14.170**	+0.715	30.480	21.528	22.162
6	10:09:05.810	**1:14.938**	+1.483	**30.021**	21.639	23.278

(21) Milan Montedoro (R)

Lap	Time of Day	Lap Tm	Diff	S1 Tm	S2 Tm	S3 Tm
1	10:03:06.801	**1:38.565**	+24.319	39.462	30.335	28.768
2	10:04:33.170	**1:26.369**	+12.123	35.077	26.018	25.274
3	10:05:52.844	**1:19.674**	+5.428	32.772	23.269	23.633
4	10:07:08.543	**1:15.699**	+1.453	30.758	22.089	22.852
5	10:08:24.338	**1:15.795**	+1.549	30.362	22.657	22.776
6	10:09:38.584	**1:14.246**		**30.246**	**21.419**	**22.581**

(33) Enzo Azimi (R)

Lap	Time of Day	Lap Tm	Diff	S1 Tm	S2 Tm	S3 Tm
1	10:05:10.683	**1:19.078**	+4.060	33.924	22.661	22.493
2	10:06:29.109	**1:18.426**	+3.408	34.355	22.217	**21.854**
3	10:07:50.711	**1:21.602**	+6.584	36.515	22.757	22.330
4	10:09:05.729	**1:15.018**		**31.049**	**21.193**	22.776

GK4 Kart Series Round 7

Honda Cadet — **Genk 1,360 Km**

Heat 1 — **14.11.2026 11:30**

Race (8:00 and 2 Laps)

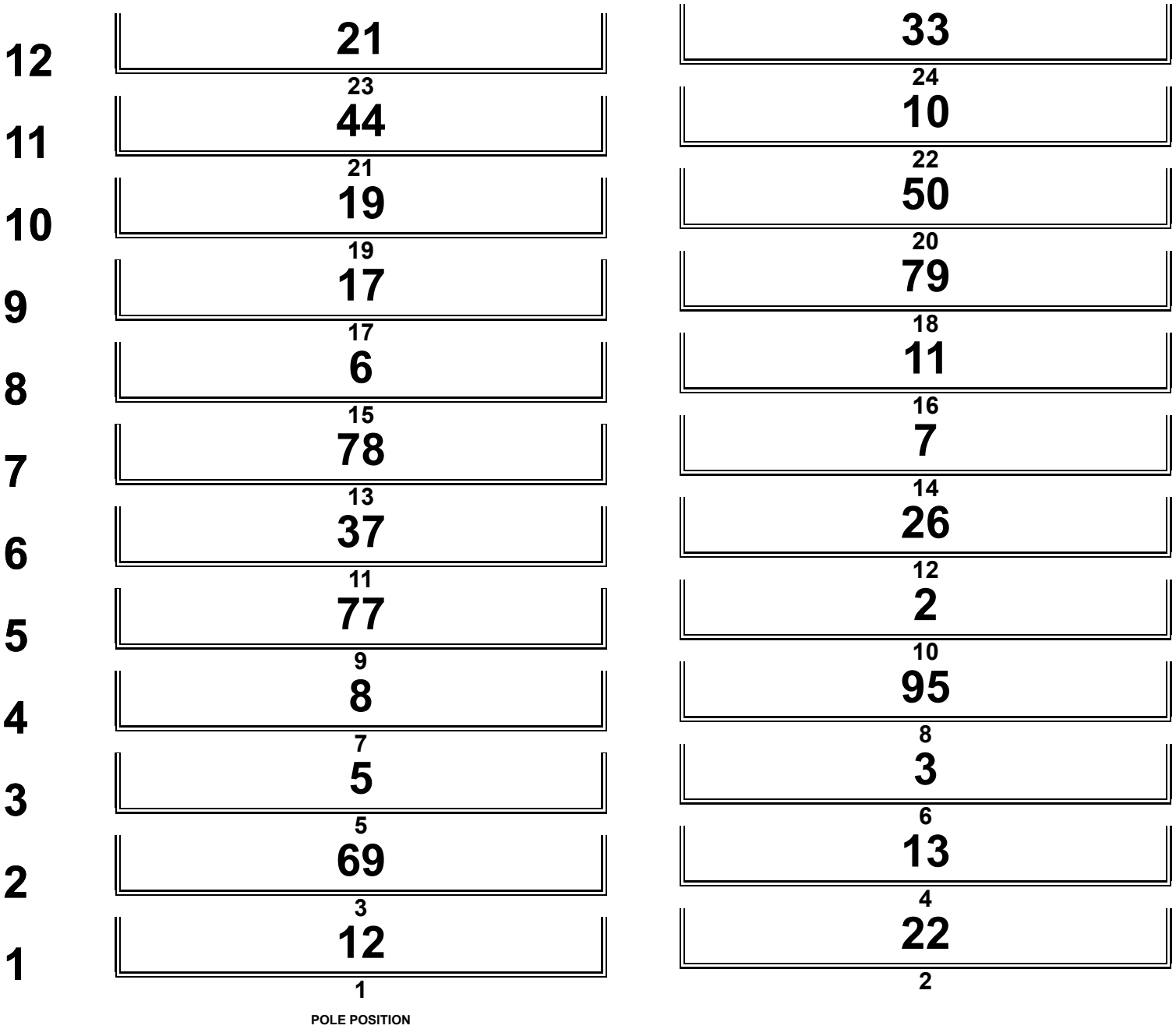

Official Timekeeping camp-company.de — **Orbits**

Timekeeping G. Kristensen:

Clerk of the course J. Van Walsum:

Chief Scrutineer Fons van Dun:

Printed: 14.11.2026 10:26:15

posted at: h

GK4 Kart Series Round 7

Honda Cadet — **Genk 1,360 Km**

Heat 1 — **14.11.2026 11:30**

Race (8:00 and 2 Laps) started at 11:37:58

Pos	No.	Name	NAT	Chassis	Raceteam	Laps	Total Tm	Diff	Best Tm	Points	Penalty
1	69	**Léon Verkoyen (R)**	BEL		DFK	10	10:57.248		1:04.435	0	
2	22	**Ferre Van Calsteren (R)**	BEL		DFK	10	10:57.366	0.118	1:04.550	2	
3	12	**Jayden Aesseloos**	BEL		JJ Racing	10	10:59.544	2.296	1:04.865	3	
4	13	**Bentley Rotthier (R)**	BEL		Schepers Racing	10	11:01.440	4.192	1:04.794	4	
5	5	**Lucas Ost**	BEL		DFK	10	11:01.465	4.217	1:04.826	5	
6	8	**Xavi Van Wel (R)**	NLD		DFK	10	11:01.862	4.614	1:05.218	6	
7	3	**Lio Wijns (R)**	BEL		SMR	10	11:02.238	4.990	1:05.135	7	
8	2	**Louis Billet (R)**	BEL		TD Racing	10	11:06.206	8.958	1:05.509	8	
9	95	**Xander-Ayden Clarinda (R)**	NLD		DFK	10	11:06.761	9.513	1:05.565	9	
10	77	**Aiden Fasaei (R)**	BEL			10	11:10.067	12.819	1:05.945	10	
11	37	**Mirco Ortenzi (R)**	BEL		JJ Racing	10	11:10.925	13.677	1:05.743	11	
12	10	**Jari Conard**	BEL		TD Racing	10	11:11.096	13.848	1:05.850	12	
13	26	**Niyas Van Steenkiste (R)**	BEL		DFK	10	11:11.675	14.427	1:05.660	13	
14	78	**Hendriks Nick (R)**	NLD		YDA	10	11:11.775	14.527	1:05.704	14	
15	17	**Leon Pelicaen**	BEL		DFK	10	11:16.436	19.188	1:06.100	15	
16	6	**Adam Guven (R)**	BEL		DFK	10	11:17.910	20.662	1:06.310	16	
17	19	**Lewis Berghmans (R)**	BEL		DFK	10	11:17.955	20.707	1:06.311	17	
18	50	**Hannah Verboven (R)**	BEL		DFK	10	11:21.903	24.655	1:06.560	18	
19	79	**Lee Bosmans (R)**	BEL		DFK	10	11:24.569	27.321	1:06.779	19	3 sec
20	7	**Marnix Bonten**	NLD		DFK	10	11:27.870	30.622	1:06.594	20	3 sec
21	44	**Ario Azimi (R)**	NLD		JJ Racing	10	11:43.412	46.164	1:08.869	21	
22	33	**Enzo Azimi (R)**	NLD		JJ Racing	10	12:00.621	1:03.373	1:10.153	22	
23	21	**Milan Montedoro (R)**	BEL		DFK	10	12:00.826	1:03.578	1:10.314	23	3 sec
24	11	**Jélano Aesseloos (R)**	BEL		JJ Racing	6	6:51.355	4 Laps	1:06.659	24	

Announcements

These results are provisional until the conclusion of any judicial and technical matters!
#7, 21, 79 Time penalty 3 sec. / Frontfairing

Margin of Victory	km/h	Best Lap Tm	km/h	Best Lap by
0.118	74,492	1:04.435	75,984	69 - Léon Verkoyen (R)

Official Timekeeping camp-company.de — **Orbits**

Timekeeping G. Kristensen:

Clerk of the course J. Van Walsum:

Chief Scrutineer Fons van Dun:

Printed: 14.11.2026 12:06:14

posted at: h

GK4 Kart Series Round 7

Honda Cadet

Genk 1,360 Km

Heat 1

14.11.2026 11:30

Race (8:00 and 2 Laps) started at 11:37:58

(69) Léon Verkoyen (R)

Lap	Time of Day	Lap Tm	Diff	S1 Tm	S2 Tm	S3 Tm
1	11:39:08.894	**1:09.813**	+5.378	30.380	19.544	19.889
2	11:40:14.869	**1:05.975**	+1.540	26.986	19.157	19.832
3	11:41:20.819	**1:05.950**	+1.515	26.673	19.436	19.841
4	11:42:25.698	**1:04.879**	+0.444	26.244	19.087	**19.548**
5	11:43:31.359	**1:05.661**	+1.226	26.436	19.353	19.872
6	11:44:36.269	**1:04.910**	+0.475	26.207	19.014	19.689
7	11:45:41.043	**1:04.774**	+0.339	26.108	19.016	19.650
8	11:46:45.478	**1:04.435**		**25.897**	**18.821**	19.717
9	11:47:50.344	**1:04.866**	+0.431	26.161	18.996	19.709
10	11:48:55.275	**1:04.931**	+0.496	26.234	18.969	19.728

(22) Ferre Van Calsteren (R)

Lap	Time of Day	Lap Tm	Diff	S1 Tm	S2 Tm	S3 Tm
1	11:39:08.454	**1:10.427**	+5.877	30.961	19.496	19.970
2	11:40:14.426	**1:05.972**	+1.422	26.526	19.257	20.189
3	11:41:20.198	**1:05.772**	+1.222	26.828	19.215	19.729
4	11:42:25.398	**1:05.200**	+0.650	26.385	19.099	19.716
5	11:43:31.429	**1:06.031**	+1.481	26.984	19.451	19.596
6	11:44:36.341	**1:04.912**	+0.362	26.222	19.131	19.559
7	11:45:41.117	**1:04.776**	+0.226	26.116	19.126	**19.534**
8	11:46:45.667	**1:04.550**		**25.906**	19.020	19.624
9	11:47:50.456	**1:04.789**	+0.239	26.103	19.054	19.632
10	11:48:55.393	**1:04.937**	+0.387	26.303	**18.980**	19.654

(12) Jayden Aesseloos

Lap	Time of Day	Lap Tm	Diff	S1 Tm	S2 Tm	S3 Tm
1	11:39:08.594	**1:10.530**	+5.665	31.106	19.405	20.019
2	11:40:14.482	**1:05.888**	+1.023	26.600	19.250	20.038
3	11:41:20.356	**1:05.874**	+1.009	26.855	19.311	19.708
4	11:42:25.462	**1:05.106**	+0.241	26.416	19.017	19.673
5	11:43:31.296	**1:05.834**	+0.969	26.611	19.272	19.951
6	11:44:36.514	**1:05.218**	+0.353	26.694	**18.978**	**19.546**
7	11:45:41.379	**1:04.865**		**26.136**	19.105	19.624
8	11:46:46.629	**1:05.250**	+0.385	26.203	19.218	19.829
9	11:47:52.354	**1:05.725**	+0.860	26.363	19.431	19.931
10	11:48:57.571	**1:05.217**	+0.352	26.385	18.984	19.848

(13) Bentley Rotthier (R)

Lap	Time of Day	Lap Tm	Diff	S1 Tm	S2 Tm	S3 Tm
1	11:39:08.704	**1:09.768**	+4.974	30.384	19.471	19.913
2	11:40:14.547	**1:05.843**	+1.049	26.738	19.251	19.854
3	11:41:20.552	**1:06.005**	+1.211	26.878	19.296	19.831
4	11:42:25.656	**1:05.104**	+0.310	26.315	19.113	19.676
5	11:43:31.952	**1:06.296**	+1.502	26.690	20.001	19.605
6	11:44:36.903	**1:04.951**	+0.157	26.339	19.093	**19.519**
7	11:45:41.697	**1:04.794**		26.117	**19.076**	19.601
8	11:46:47.212	**1:05.515**	+0.721	**26.071**	19.730	19.714
9	11:47:52.785	**1:05.573**	+0.779	26.264	19.198	20.111
10	11:48:59.467	**1:06.682**	+1.888	27.122	19.372	20.188

(5) Lucas Ost

Lap	Time of Day	Lap Tm	Diff	S1 Tm	S2 Tm	S3 Tm
1	11:39:09.172	**1:09.680**	+4.854	30.297	19.410	19.973
2	11:40:15.098	**1:05.926**	+1.100	27.018	19.165	19.743
3	11:41:21.022	**1:05.924**	+1.098	26.663	19.362	19.899
4	11:42:25.966	**1:04.944**	+0.118	26.340	19.067	**19.537**
5	11:43:31.813	**1:05.847**	+1.021	26.442	19.677	19.728
6	11:44:36.706	**1:04.893**	+0.067	26.395	**18.936**	19.562
7	11:45:41.532	**1:04.826**		26.238	18.941	19.647
8	11:46:46.739	**1:05.207**	+0.381	**25.998**	19.568	19.641
9	11:47:52.783	**1:06.044**	+1.218	26.199	19.778	20.067
10	11:48:59.492	**1:06.709**	+1.883	27.004	19.530	20.175

(8) Xavi Van Wel (R)

Lap	Time of Day	Lap Tm	Diff	S1 Tm	S2 Tm	S3 Tm
1	11:39:10.082	**1:10.026**	+4.808	30.435	19.550	20.041
2	11:40:15.774	**1:05.692**	+0.474	26.456	19.314	19.922
3	11:41:21.781	**1:06.007**	+0.789	26.410	19.550	20.047
4	11:42:27.671	**1:05.890**	+0.672	26.404	19.185	20.301
5	11:43:33.063	**1:05.392**	+0.174	26.510	19.131	**19.751**
6	11:44:38.281	**1:05.218**		26.299	**19.034**	19.885
7	11:45:43.574	**1:05.293**	+0.075	**26.276**	19.098	19.919
8	11:46:49.185	**1:05.611**	+0.393	26.404	19.332	19.875
9	11:47:54.563	**1:05.378**	+0.160	26.290	19.223	19.865
10	11:48:59.889	**1:05.326**	+0.108	26.497	19.067	19.762

(3) Lio Wijns (R)

Lap	Time of Day	Lap Tm	Diff	S1 Tm	S2 Tm	S3 Tm
1	11:39:09.479	**1:09.957**	+4.822	30.474	19.471	20.012
2	11:40:15.529	**1:06.050**	+0.915	26.814	19.350	19.886
3	11:41:21.655	**1:06.126**	+0.991	26.560	19.547	20.019
4	11:42:27.674	**1:06.019**	+0.884	26.534	19.339	20.146
5	11:43:33.696	**1:06.022**	+0.887	26.925	19.151	19.946
6	11:44:38.916	**1:05.220**	+0.085	26.350	19.047	19.823
7	11:45:44.352	**1:05.436**	+0.301	26.288	19.095	20.053
8	11:46:49.647	**1:05.295**	+0.160	26.447	**19.026**	**19.822**
9	11:47:54.782	**1:05.135**		**26.184**	19.120	19.831
10	11:49:00.265	**1:05.483**	+0.348	26.583	19.063	19.837

(2) Louis Billet (R)

Lap	Time of Day	Lap Tm	Diff	S1 Tm	S2 Tm	S3 Tm
1	11:39:11.263	**1:10.663**	+5.154	30.795	19.638	20.230
2	11:40:17.440	**1:06.177**	+0.668	26.825	19.514	19.838
3	11:41:23.275	**1:05.835**	+0.326	26.848	19.138	19.849
4	11:42:28.943	**1:05.668**	+0.159	26.597	**19.133**	19.938
5	11:43:34.697	**1:05.754**	+0.245	26.694	19.187	19.873
6	11:44:40.240	**1:05.543**	+0.034	26.585	19.154	**19.804**
7	11:45:45.749	**1:05.509**		**26.554**	19.139	19.816
8	11:46:51.500	**1:05.751**	+0.242	26.690	19.160	19.901
9	11:47:57.847	**1:06.347**	+0.838	26.772	19.560	20.015
10	11:49:04.233	**1:06.386**	+0.877	27.037	19.428	19.921

(95) Xander-Ayden Clarinda (R)

Lap	Time of Day	Lap Tm	Diff	S1 Tm	S2 Tm	S3 Tm
1	11:39:10.974	**1:10.723**	+5.158	30.826	19.778	20.119
2	11:40:16.777	**1:05.803**	+0.238	26.594	19.253	19.956
3	11:41:22.692	**1:05.915**	+0.350	26.620	19.420	19.875
4	11:42:28.507	**1:05.815**	+0.250	26.645	19.249	19.921
5	11:43:34.298	**1:05.791**	+0.226	26.696	19.235	19.860
6	11:44:39.863	**1:05.565**		26.542	19.251	**19.772**
7	11:45:45.672	**1:05.809**	+0.244	**26.476**	19.238	20.095
8	11:46:51.714	**1:06.042**	+0.477	26.955	**19.207**	19.880
9	11:47:57.998	**1:06.284**	+0.719	26.700	19.609	19.975
10	11:49:04.788	**1:06.790**	+1.225	27.059	19.668	20.063

(77) Aiden Fasaei (R)

Lap	Time of Day	Lap Tm	Diff	S1 Tm	S2 Tm	S3 Tm
1	11:39:10.812	**1:10.133**	+4.188	30.323	19.725	20.085
2	11:40:18.198	**1:07.386**	+1.441	27.274	20.081	20.031
3	11:41:24.164	**1:05.966**	+0.021	**26.674**	**19.213**	20.079
4	11:42:30.200	**1:06.036**	+0.091	26.679	19.344	**20.013**
5	11:43:36.145	**1:05.945**		26.680	19.229	20.036
6	11:44:42.512	**1:06.367**	+0.422	26.682	19.464	20.221
7	11:45:48.786	**1:06.274**	+0.329	26.773	19.422	20.079
8	11:46:55.067	**1:06.281**	+0.336	26.845	19.327	20.109
9	11:48:01.544	**1:06.477**	+0.532	26.902	19.405	20.170
10	11:49:08.094	**1:06.550**	+0.605	26.982	19.500	20.068

(37) Mirco Ortenzi (R)

Lap	Time of Day	Lap Tm	Diff	S1 Tm	S2 Tm	S3 Tm
1	11:39:12.282	**1:11.416**	+5.673	31.145	19.847	20.424
2	11:40:20.179	**1:07.897**	+2.154	27.606	19.973	20.318
3	11:41:26.749	**1:06.570**	+0.827	27.199	19.402	19.969
4	11:42:33.075	**1:06.326**	+0.583	26.576	19.731	20.019
5	11:43:38.958	**1:05.883**	+0.140	26.770	19.244	**19.869**
6	11:44:45.374	**1:06.416**	+0.673	**26.415**	19.936	20.065
7	11:45:51.303	**1:05.929**	+0.186	26.511	19.359	20.059
8	11:46:57.283	**1:05.980**	+0.237	26.585	19.419	19.976
9	11:48:03.209	**1:05.926**	+0.183	26.509	19.379	20.038
10	11:49:08.952	**1:05.743**		26.634	**19.185**	19.924

GK4 Kart Series Round 7

Honda Cadet

Genk 1,360 Km

Heat 1

14.11.2026 11:30

Race (8:00 and 2 Laps) started at 11:37:58

(10) Jari Conard

Lap	Time of Day	Lap Tm	Diff	S1 Tm	S2 Tm	S3 Tm
1	11:39:13.515	**1:11.113**	+5.263	30.982	19.855	20.276
2	11:40:20.436	**1:06.921**	+1.071	26.740	19.610	20.571
3	11:41:26.895	**1:06.459**	+0.609	27.092	19.449	19.918
4	11:42:32.787	**1:05.892**	+0.042	26.588	19.368	19.936
5	11:43:38.721	**1:05.934**	+0.084	26.810	19.272	**19.852**
6	11:44:45.093	**1:06.372**	+0.522	26.495	19.856	20.021
7	11:45:50.943	**1:05.850**		**26.470**	19.363	20.017
8	11:46:56.969	**1:06.026**	+0.176	26.731	19.362	19.933
9	11:48:03.077	**1:06.108**	+0.258	26.691	19.352	20.065
10	11:49:09.123	**1:06.046**	+0.196	26.924	**19.192**	19.930

(26) Niyas Van Steenkiste (R)

Lap	Time of Day	Lap Tm	Diff	S1 Tm	S2 Tm	S3 Tm
1	11:39:12.629	**1:11.732**	+6.072	31.424	19.981	20.327
2	11:40:19.853	**1:07.224**	+1.564	27.057	19.886	20.281
3	11:41:26.503	**1:06.650**	+0.990	27.281	19.276	20.093
4	11:42:32.649	**1:06.146**	+0.486	26.594	19.409	20.143
5	11:43:38.657	**1:06.008**	+0.348	26.787	19.292	**19.929**
6	11:44:46.418	**1:07.761**	+2.101	26.873	20.078	20.810
7	11:45:52.244	**1:05.826**	+0.166	26.562	19.303	19.961
8	11:46:58.134	**1:05.890**	+0.230	**26.439**	19.344	20.107
9	11:48:04.042	**1:05.908**	+0.248	26.480	19.368	20.060
10	11:49:09.702	**1:05.660**		26.506	**19.195**	19.959

(78) Hendriks Nick (R)

Lap	Time of Day	Lap Tm	Diff	S1 Tm	S2 Tm	S3 Tm
1	11:39:11.935	**1:10.650**	+4.946	30.184	19.921	20.545
2	11:40:19.738	**1:07.803**	+2.099	27.592	19.850	20.361
3	11:41:26.363	**1:06.625**	+0.921	26.989	19.396	20.240
4	11:42:32.664	**1:06.301**	+0.597	26.566	19.403	20.332
5	11:43:39.181	**1:06.517**	+0.813	27.351	**19.253**	**19.913**
6	11:44:46.353	**1:07.172**	+1.468	26.642	19.914	20.616
7	11:45:52.057	**1:05.704**		26.393	19.290	20.021
8	11:46:58.063	**1:06.006**	+0.302	26.435	19.416	20.155
9	11:48:03.970	**1:05.907**	+0.203	26.460	19.302	20.145
10	11:49:09.802	**1:05.832**	+0.128	**26.333**	19.273	20.226

(17) Leon Pelicaen

Lap	Time of Day	Lap Tm	Diff	S1 Tm	S2 Tm	S3 Tm
1	11:39:14.063	**1:12.114**	+6.014	31.759	19.847	20.508
2	11:40:20.854	**1:06.791**	+0.691	27.070	19.602	20.119
3	11:41:27.394	**1:06.540**	+0.440	26.932	19.473	20.135
4	11:42:33.494	**1:06.100**		26.731	**19.392**	**19.977**
5	11:43:39.912	**1:06.418**	+0.318	26.990	19.415	20.013
6	11:44:46.908	**1:06.996**	+0.896	26.786	19.490	20.720
7	11:45:53.107	**1:06.199**	+0.099	**26.672**	19.468	20.059
8	11:46:59.915	**1:06.808**	+0.708	26.896	19.670	20.242
9	11:48:07.289	**1:07.374**	+1.274	27.143	19.840	20.391
10	11:49:14.463	**1:07.174**	+1.074	27.201	19.704	20.269

(6) Adam Guven (R)

Lap	Time of Day	Lap Tm	Diff	S1 Tm	S2 Tm	S3 Tm
1	11:39:15.149	**1:13.374**	+7.064	32.526	20.066	20.782
2	11:40:22.241	**1:07.092**	+0.782	27.242	19.598	20.252
3	11:41:29.103	**1:06.862**	+0.552	27.275	19.403	20.184
4	11:42:36.028	**1:06.925**	+0.615	26.862	19.719	20.344
5	11:43:42.398	**1:06.370**	+0.060	**26.617**	19.366	20.387
6	11:44:49.123	**1:06.725**	+0.415	26.831	19.383	20.511
7	11:45:55.742	**1:06.619**	+0.309	26.902	19.390	20.327
8	11:47:02.912	**1:07.170**	+0.860	27.074	20.029	**20.067**
9	11:48:09.222	**1:06.310**		26.836	**19.290**	20.184
10	11:49:15.937	**1:06.715**	+0.405	26.946	19.472	20.297

(19) Lewis Berghmans (R)

Lap	Time of Day	Lap Tm	Diff	S1 Tm	S2 Tm	S3 Tm
1	11:39:16.172	**1:13.793**	+7.482	32.756	20.528	20.509
2	11:40:23.404	**1:07.232**	+0.921	27.064	19.937	20.231
3	11:41:30.234	**1:06.830**	+0.519	26.980	19.427	20.423
4	11:42:36.591	**1:06.357**	+0.046	26.759	19.648	**19.950**
5	11:43:43.066	**1:06.475**	+0.164	26.995	**19.290**	20.190
6	11:44:49.377	**1:06.311**		**26.656**	19.461	20.194
7	11:45:55.763	**1:06.386**	+0.075	26.842	19.498	20.046
8	11:47:02.861	**1:07.098**	+0.787	26.946	19.925	20.227
9	11:48:09.573	**1:06.712**	+0.401	27.058	19.530	20.124
10	11:49:15.982	**1:06.409**	+0.098	26.868	19.418	20.123

(50) Hannah Verboven (R)

Lap	Time of Day	Lap Tm	Diff	S1 Tm	S2 Tm	S3 Tm
1	11:39:16.403	**1:14.087**	+7.527	33.087	20.432	20.568
2	11:40:23.723	**1:07.320**	+0.760	27.319	19.706	20.295
3	11:41:30.975	**1:07.252**	+0.692	**26.892**	19.477	20.883
4	11:42:38.448	**1:07.473**	+0.913	27.516	19.722	20.235
5	11:43:45.567	**1:07.119**	+0.559	27.186	19.608	20.325
6	11:44:52.286	**1:06.719**	+0.159	26.933	19.541	20.245
7	11:45:59.416	**1:07.130**	+0.570	26.978	19.804	20.348
8	11:47:06.120	**1:06.704**	+0.144	26.892	19.555	20.257
9	11:48:13.370	**1:07.250**	+0.690	26.992	19.750	20.508
10	11:49:19.930	**1:06.560**		26.978	**19.429**	**20.153**

(79) Lee Bosmans (R)

Lap	Time of Day	Lap Tm	Diff	S1 Tm	S2 Tm	S3 Tm
1	11:39:15.751	**1:13.391**	+6.612	32.688	20.160	20.543
2	11:40:22.729	**1:06.978**	+0.199	27.380	**19.433**	20.165
3	11:41:30.933	**1:08.204**	+1.425	27.328	19.720	21.156
4	11:42:38.132	**1:07.199**	+0.420	27.259	19.763	20.177
5	11:43:45.129	**1:06.997**	+0.218	27.353	19.526	20.118
6	11:44:51.908	**1:06.779**		27.139	19.442	20.198
7	11:45:58.763	**1:06.855**	+0.076	**27.135**	19.472	20.248
8	11:47:05.756	**1:06.993**	+0.214	27.214	19.536	20.243
9	11:48:12.544	**1:06.788**	+0.009	27.192	19.481	**20.115**
10	11:49:19.596	**1:07.052**	+0.273	27.309	19.490	20.253

(7) Marnix Bonten

Lap	Time of Day	Lap Tm	Diff	S1 Tm	S2 Tm	S3 Tm
1	11:39:12.043	**1:10.661**	+4.067	30.410	19.871	20.380
2	11:40:19.715	**1:07.672**	+1.078	27.268	19.874	20.530
3	11:41:35.345	**1:15.630**	+9.036	35.162	20.140	20.328
4	11:42:42.134	**1:06.789**	+0.195	26.942	19.661	20.186
5	11:43:49.608	**1:07.474**	+0.880	26.906	19.543	21.025
6	11:44:56.202	**1:06.594**		26.904	19.555	**20.135**
7	11:46:02.804	**1:06.602**	+0.008	26.842	19.582	20.178
8	11:47:09.596	**1:06.792**	+0.198	**26.748**	19.760	20.284
9	11:48:16.253	**1:06.657**	+0.063	26.753	19.639	20.265
10	11:49:22.897	**1:06.644**	+0.050	26.817	**19.502**	20.325

(44) Ario Azimi (R)

Lap	Time of Day	Lap Tm	Diff	S1 Tm	S2 Tm	S3 Tm
1	11:39:17.734	**1:15.022**	+6.153	33.016	20.943	21.063
2	11:40:27.256	**1:09.522**	+0.653	27.965	20.303	21.254
3	11:41:36.741	**1:09.485**	+0.616	28.234	20.128	21.123
4	11:42:45.651	**1:08.910**	+0.041	**27.545**	20.356	**21.009**
5	11:43:54.520	**1:08.869**		27.827	**19.966**	21.076
6	11:45:03.965	**1:09.445**	+0.576	27.934	20.159	21.352
7	11:46:13.202	**1:09.237**	+0.368	28.002	20.170	21.065
8	11:47:22.368	**1:09.166**	+0.297	27.894	20.203	21.069
9	11:48:31.577	**1:09.209**	+0.340	27.919	20.114	21.176
10	11:49:41.439	**1:09.862**	+0.993	27.972	20.395	21.495

(33) Enzo Azimi (R)

Lap	Time of Day	Lap Tm	Diff	S1 Tm	S2 Tm	S3 Tm
1	11:39:20.090	**1:17.055**	+6.902	33.981	21.700	21.374
2	11:40:31.431	**1:11.341**	+1.188	28.796	20.953	21.592
3	11:41:42.743	**1:11.312**	+1.159	28.899	21.130	21.283
4	11:42:53.844	**1:11.101**	+0.948	28.833	20.987	**21.281**
5	11:44:04.590	**1:10.746**	+0.593	28.534	20.555	21.657
6	11:45:15.079	**1:10.489**	+0.336	**28.194**	21.008	21.287
7	11:46:25.661	**1:10.582**	+0.429	28.248	20.677	21.657
8	11:47:36.859	**1:11.198**	+1.045	28.697	21.120	21.381
9	11:48:48.495	**1:11.636**	+1.483	29.495	**20.349**	21.792
10	11:49:58.648	**1:10.153**		28.307	20.527	21.319

GK4 Kart Series Round 7

Honda Cadet — Genk 1,360 Km

Heat 1 — 14.11.2026 11:30

Race (8:00 and 2 Laps) started at 11:37:58

Lap	Time of Day	Lap Tm	Diff	S1 Tm	S2 Tm	S3 Tm
(21) Milan Montedoro (R)						
1	11:39:18.705	**1:15.664**	+5.350	33.063	21.139	21.462
2	11:40:29.019	**1:10.314**		**28.270**	20.687	21.357
3	11:41:39.850	**1:10.831**	+0.517	28.577	20.726	21.528
4	11:42:50.459	**1:10.609**	+0.295	28.461	20.564	21.584
5	11:44:01.917	**1:11.458**	+1.144	28.681	20.862	21.915
6	11:45:12.916	**1:10.999**	+0.685	28.741	20.734	21.524
7	11:46:23.526	**1:10.610**	+0.296	28.632	20.623	21.355
8	11:47:34.451	**1:10.925**	+0.611	28.622	20.523	21.780
9	11:48:44.974	**1:10.523**	+0.209	28.653	20.551	**21.319**
10	11:49:55.853	**1:10.879**	+0.565	28.791	**20.404**	21.684
(11) Jélano Aesseloos (R)						
1	11:39:15.068	**1:13.370**	+6.711	32.708	20.073	20.589
2	11:40:22.024	**1:06.956**	+0.297	27.091	19.543	20.322
3	11:41:28.841	**1:06.817**	+0.158	27.237	19.408	20.172
4	11:42:35.950	**1:07.109**	+0.450	27.016	19.961	**20.132**
5	11:43:42.609	**1:06.659**		**26.812**	19.430	20.417
6	11:44:49.382	**1:06.773**	+0.114	26.832	**19.335**	20.606

GK4 Kart Series Round 7

Lapchart

Honda Cadet

Genk 1,360 Km

Heat 1

14.11.2026 11:30

Race (8:00 and 2 Laps) started at 11:37:58

Competitors		Laps										
		0	1	2	3	4	5	6	7	8	9	10
Ferre Van Calsteren (R) (22)	1	22	22	22	22	22	12	69	69	69	69	69
Jayden Aesseloos (12)	2	12	12	12	12	12	69	22	22	22	22	22
Bentley Rotthier (R) (13)	3	13	13	13	13	13	22	12	12	12	12	12
Léon Verkoyen (R) (69)	4	69	69	69	69	69	5	5	5	5	5	13
Lucas Ost (5)	5	5	5	5	5	5	13	13	13	13	13	5
Lio Wijns (R) (3)	6	3	3	3	3	8	8	8	8	8	8	8
Xavi Van Wel (R) (8)	7	8	8	8	8	3	3	3	3	3	3	3
Xander-Ayden Clarinda (R) (95)	8	95	77	95	95	95	95	95	95	2	2	2
Louis Billet (R) (2)	9	2	95	2	2	2	2	2	2	95	95	95
Aiden Fasaei (R) (77)	10	77	2	77	77	77	77	77	77	77	77	77
Mirco Ortenzi (R) (37)	11	37	78	7	78	26	26	10	10	10	10	37
Niyas Van Steenkiste (R) (26)	12	26	7	78	26	78	10	37	37	37	37	10
Hendriks Nick (R) (78)	13	78	37	26	37	10	37	78	78	78	78	26
Marnix Bonten (7)	14	7	26	37	10	37	78	26	26	26	26	78
Jélano Aesseloos (R) (11)	15	11	10	10	17	17	17	17	17	17	17	17
Adam Guven (R) (6)	16	6	17	17	11	11	6	6	6	19	6	6
Leon Pelicaen (17)	17	17	11	11	6	6	11	19	19	6	19	19
Hannah Verboven (R) (50)	18	50	6	6	19	19	19	11	79	79	79	79
Lee Bosmans (R) (79)	19	79	79	79	79	79	79	79	50	50	50	50
Lewis Berghmans (R) (19)	20	19	19	19	50	50	50	50	7	7	7	7
Jari Conard (10)	21	10	50	50	7	7	7	7	44	44	44	44
Ario Azimi (R) (44)	22	44	44	44	44	44	44	44	21	21	21	21
Enzo Azimi (R) (33)	23	33	21	21	21	21	21	21	33	33	33	33
Milan Montedoro (R) (21)	24	21	33	33	33	33	33	33				

GK4 Kart Series Round 7

Honda Cadet — **Genk 1,360 Km**

Heat 2 — **14.11.2026 13:55**

Race (8:00 and 2 Laps)

12	21	11
11	23 44	24 33
10	21 79	22 7
9	19 19	20 50
8	17 17	18 6
7	15 26	16 78
6	13 37	14 10
5	11 95	12 77
4	9 3	10 2
3	7 5	8 8
2	5 12	6 13
1	3 69	4 22
	1	2
	POLE POSITION	

Timekeeping G. Kristensen:

Clerk of the course J. Van Walsum:

Chief Scrutineer Fons van Dun:

Printed: 14.11.2026 12:07:08

posted at: h

GK4 Kart Series Round 7

Honda Cadet — **Genk 1,360 Km**

Heat 2 — **14.11.2026 13:55**

Race (8:00 and 2 Laps) started at 13:59:22

Pos	No.	Name	NAT	Chassis	Raceteam	Laps	Total Tm	Diff	Best Tm	Points	Penalty
1	69	**Léon Verkoyen (R)**	BEL		DFK	10	11:02.463		1:05.180	0	
2	22	**Ferre Van Calsteren (R)**	BEL		DFK	10	11:02.638	0.175	1:05.243	2	
3	13	**Bentley Rotthier (R)**	BEL		Schepers Racing	10	11:02.749	0.286	1:05.091	3	
4	8	**Xavi Van Wel (R)**	NLD		DFK	10	11:05.068	2.605	1:05.581	4	
5	3	**Lio Wijns (R)**	BEL		SMR	10	11:05.237	2.774	1:05.429	5	
6	2	**Louis Billet (R)**	BEL		TD Racing	10	11:06.210	3.747	1:05.564	6	
7	10	**Jari Conard**	BEL		TD Racing	10	11:11.611	9.148	1:06.031	7	
8	77	**Aiden Fasaei (R)**	BEL			10	11:11.679	9.216	1:06.222	8	
9	95	**Xander-Ayden Clarinda (R)**	NLD		DFK	10	11:13.422	10.959	1:05.958	9	
10	78	**Hendriks Nick (R)**	NLD		YDA	10	11:13.823	11.360	1:06.051	10	
11	37	**Mirco Ortenzi (R)**	BEL		JJ Racing	10	11:15.392	12.929	1:06.493	11	
12	26	**Niyas Van Steenkiste (R)**	BEL		DFK	10	11:15.599	13.136	1:06.224	12	
13	7	**Marnix Bonten**	NLD		DFK	10	11:20.065	17.602	1:06.651	13	
14	6	**Adam Guven (R)**	BEL		DFK	10	11:23.755	21.292	1:07.000	14	
15	11	**Jélano Aesseloos (R)**	BEL		JJ Racing	10	11:23.889	21.426	1:06.423	15	
16	19	**Lewis Berghmans (R)**	BEL		DFK	10	11:23.903	21.440	1:06.757	16	
17	12	**Jayden Aesseloos**	BEL		JJ Racing	10	11:26.102	23.639	1:06.037	17	
18	50	**Hannah Verboven (R)**	BEL		DFK	10	11:27.137	24.674	1:07.108	18	
19	17	**Leon Pelicaen**	BEL		DFK	10	11:27.368	24.905	1:07.008	19	
20	5	**Lucas Ost**	BEL		DFK	10	11:42.599	40.136	1:05.454	20	5 sec
21	21	**Milan Montedoro (R)**	BEL		DFK	10	11:51.470	49.007	1:10.016	21	
22	44	**Ario Azimi (R)**	NLD		JJ Racing	10	11:51.991	49.528	1:09.790	22	
23	33	**Enzo Azimi (R)**	NLD		JJ Racing	10	12:07.614	1:05.151	1:11.264	23	
24	79	**Lee Bosmans (R)**	BEL		DFK	1	1:17.550	9 Laps	1:13.020	24	

Announcements

These results are provisional until the conclusion of any judicial and technical matters!
#7 Without transponder / Please fix for the next race
#5 Time penalty 5 sec. / Causing a collision

Margin of Victory	km/h	Best Lap Tm	km/h	Best Lap by
0.175	73,906	1:05.091	75,218	13 - Bentley Rotthier (R)

GK4 Kart Series Round 7

Honda Cadet

Genk 1,360 Km

Heat 2

14.11.2026 13:55

Race (8:00 and 2 Laps) started at 13:59:22

(69) Léon Verkoyen (R)

Lap	Time of Day	Lap Tm	Diff	S1 Tm	S2 Tm	S3 Tm
1	14:00:33.880	**1:11.722**	+6.542	31.521	19.993	20.208
2	14:01:40.125	**1:06.245**	+1.065	27.024	19.333	19.888
3	14:02:46.115	**1:05.990**	+0.810	26.889	19.353	**19.748**
4	14:03:51.965	**1:05.850**	+0.670	26.689	19.254	19.907
5	14:04:57.539	**1:05.574**	+0.394	26.550	19.154	19.870
6	14:06:03.007	**1:05.468**	+0.288	26.556	**19.077**	19.835
7	14:07:08.646	**1:05.639**	+0.459	26.582	19.150	19.907
8	14:08:13.986	**1:05.340**	+0.160	26.367	19.155	19.818
9	14:09:19.166	**1:05.180**		**26.276**	19.140	19.764
10	14:10:24.509	**1:05.343**	+0.163	26.350	19.156	19.837

(22) Ferre Van Calsteren (R)

Lap	Time of Day	Lap Tm	Diff	S1 Tm	S2 Tm	S3 Tm
1	14:00:33.662	**1:11.616**	+6.373	30.987	20.123	20.506
2	14:01:39.855	**1:06.193**	+0.950	26.763	19.425	20.005
3	14:02:45.854	**1:05.999**	+0.756	26.898	19.251	19.850
4	14:03:51.914	**1:06.060**	+0.817	26.753	19.292	20.015
5	14:04:57.781	**1:05.867**	+0.624	26.974	**19.112**	19.781
6	14:06:03.163	**1:05.382**	+0.139	26.528	19.139	**19.715**
7	14:07:08.760	**1:05.597**	+0.354	26.669	19.201	19.727
8	14:08:14.094	**1:05.334**	+0.091	26.366	19.238	19.730
9	14:09:19.337	**1:05.243**		**26.307**	19.167	19.769
10	14:10:24.684	**1:05.347**	+0.104	26.338	19.172	19.837

(13) Bentley Rotthier (R)

Lap	Time of Day	Lap Tm	Diff	S1 Tm	S2 Tm	S3 Tm
1	14:00:33.699	**1:10.773**	+5.682	30.653	19.876	20.244
2	14:01:39.967	**1:06.268**	+1.177	27.074	19.316	19.878
3	14:02:46.619	**1:06.652**	+1.561	27.178	19.482	19.992
4	14:03:52.283	**1:05.664**	+0.573	26.530	19.502	**19.632**
5	14:04:58.419	**1:06.136**	+1.045	26.949	19.393	19.794
6	14:06:03.839	**1:05.420**	+0.329	26.516	19.196	19.708
7	14:07:09.309	**1:05.470**	+0.379	26.525	19.225	19.720
8	14:08:14.564	**1:05.255**	+0.164	26.392	19.115	19.748
9	14:09:19.655	**1:05.091**		26.302	**19.069**	19.720
10	14:10:24.795	**1:05.140**	+0.049	**26.218**	19.148	19.774

(8) Xavi Van Wel (R)

Lap	Time of Day	Lap Tm	Diff	S1 Tm	S2 Tm	S3 Tm
1	14:00:34.465	**1:10.954**	+5.373	30.644	20.001	20.309
2	14:01:40.684	**1:06.219**	+0.638	26.861	19.397	19.961
3	14:02:46.791	**1:06.107**	+0.526	26.796	19.430	19.881
4	14:03:52.563	**1:05.772**	+0.191	26.635	19.408	**19.729**
5	14:04:58.643	**1:06.080**	+0.499	26.770	19.474	19.836
6	14:06:04.279	**1:05.636**	+0.055	26.482	19.250	19.904
7	14:07:09.860	**1:05.581**		26.486	19.235	19.860
8	14:08:15.716	**1:05.856**	+0.275	26.593	19.335	19.928
9	14:09:21.375	**1:05.659**	+0.078	26.559	**19.177**	19.923
10	14:10:27.114	**1:05.739**	+0.158	**26.414**	19.343	19.982

(3) Lio Wijns (R)

Lap	Time of Day	Lap Tm	Diff	S1 Tm	S2 Tm	S3 Tm
1	14:00:34.731	**1:10.795**	+5.366	30.659	19.832	20.304
2	14:01:40.949	**1:06.218**	+0.789	26.856	19.407	19.955
3	14:02:47.038	**1:06.089**	+0.660	26.838	19.282	19.969
4	14:03:52.989	**1:05.951**	+0.522	26.634	19.454	**19.863**
5	14:04:58.866	**1:05.877**	+0.448	26.626	19.336	19.915
6	14:06:04.622	**1:05.756**	+0.327	26.574	19.279	19.903
7	14:07:10.051	**1:05.429**		**26.389**	**19.164**	19.876
8	14:08:15.859	**1:05.808**	+0.379	26.562	19.287	19.959
9	14:09:21.470	**1:05.611**	+0.182	26.504	19.239	19.868
10	14:10:27.283	**1:05.813**	+0.384	26.491	19.420	19.902

(2) Louis Billet (R)

Lap	Time of Day	Lap Tm	Diff	S1 Tm	S2 Tm	S3 Tm
1	14:00:35.324	**1:11.439**	+5.875	30.899	20.302	20.238
2	14:01:41.648	**1:06.324**	+0.760	26.895	19.455	19.974
3	14:02:47.480	**1:05.832**	+0.268	26.767	19.286	**19.779**
4	14:03:53.469	**1:05.989**	+0.425	26.705	19.335	19.949
5	14:04:59.033	**1:05.564**		26.522	**19.171**	19.871
6	14:06:04.827	**1:05.794**	+0.230	26.757	19.203	19.834
7	14:07:10.546	**1:05.719**	+0.155	**26.520**	19.347	19.852
8	14:08:16.259	**1:05.713**	+0.149	26.642	19.237	19.834
9	14:09:22.094	**1:05.835**	+0.271	26.606	19.346	19.883
10	14:10:28.256	**1:06.162**	+0.598	26.830	19.318	20.014

(10) Jari Conard

Lap	Time of Day	Lap Tm	Diff	S1 Tm	S2 Tm	S3 Tm
1	14:00:36.219	**1:11.328**	+5.297	29.919	20.393	21.016
2	14:01:42.748	**1:06.529**	+0.498	26.987	19.504	20.038
3	14:02:49.049	**1:06.301**	+0.270	26.772	19.538	**19.991**
4	14:03:55.973	**1:06.924**	+0.893	27.013	19.633	20.278
5	14:05:02.441	**1:06.468**	+0.437	26.955	19.375	20.138
6	14:06:08.657	**1:06.216**	+0.185	26.799	**19.330**	20.087
7	14:07:14.983	**1:06.326**	+0.295	26.778	19.446	20.102
8	14:08:21.247	**1:06.264**	+0.233	26.756	19.360	20.148
9	14:09:27.278	**1:06.031**		**26.577**	19.426	20.028
10	14:10:33.657	**1:06.379**	+0.348	26.709	19.435	20.235

(77) Aiden Fasaei (R)

Lap	Time of Day	Lap Tm	Diff	S1 Tm	S2 Tm	S3 Tm
1	14:00:35.886	**1:11.502**	+5.280	30.882	20.025	20.595
2	14:01:42.180	**1:06.294**	+0.072	26.858	19.412	20.024
3	14:02:48.402	**1:06.222**		26.831	19.354	20.037
4	14:03:54.841	**1:06.439**	+0.217	26.868	19.474	20.097
5	14:05:01.328	**1:06.487**	+0.265	26.951	19.447	20.089
6	14:06:07.596	**1:06.268**	+0.046	26.895	**19.327**	20.046
7	14:07:13.904	**1:06.308**	+0.086	**26.774**	19.382	20.152
8	14:08:20.446	**1:06.542**	+0.320	26.952	19.407	20.183
9	14:09:26.930	**1:06.484**	+0.262	27.094	19.395	**19.995**
10	14:10:33.725	**1:06.795**	+0.573	26.969	19.432	20.394

(95) Xander-Ayden Clarinda (R)

Lap	Time of Day	Lap Tm	Diff	S1 Tm	S2 Tm	S3 Tm
1	14:00:36.639	**1:12.082**	+6.124	31.501	20.255	20.326
2	14:01:43.444	**1:06.805**	+0.847	26.990	19.455	20.360
3	14:02:49.402	**1:05.958**		**26.547**	19.467	**19.944**
4	14:03:56.047	**1:06.645**	+0.687	26.863	19.692	20.090
5	14:05:02.805	**1:06.758**	+0.800	27.226	19.452	20.080
6	14:06:09.052	**1:06.247**	+0.289	26.777	19.507	19.963
7	14:07:15.861	**1:06.809**	+0.851	26.765	19.453	20.591
8	14:08:22.459	**1:06.598**	+0.640	26.937	19.530	20.131
9	14:09:28.774	**1:06.315**	+0.357	26.817	**19.366**	20.132
10	14:10:35.468	**1:06.694**	+0.736	26.886	19.529	20.279

(78) Hendriks Nick (R)

Lap	Time of Day	Lap Tm	Diff	S1 Tm	S2 Tm	S3 Tm
1	14:00:36.297	**1:11.118**	+5.067	30.802	19.840	20.476
2	14:01:43.175	**1:06.878**	+0.827	27.015	19.661	20.202
3	14:02:49.226	**1:06.051**		26.711	**19.350**	**19.990**
4	14:03:55.921	**1:06.695**	+0.644	26.702	19.634	20.359
5	14:05:02.569	**1:06.648**	+0.597	27.179	19.474	19.995
6	14:06:08.971	**1:06.402**	+0.351	26.833	19.453	20.116
7	14:07:15.854	**1:06.883**	+0.832	26.676	19.467	20.740
8	14:08:23.015	**1:07.161**	+1.110	27.058	19.651	20.452
9	14:09:29.470	**1:06.455**	+0.404	**26.674**	19.511	20.270
10	14:10:35.869	**1:06.399**	+0.348	26.862	19.502	20.035

(37) Mirco Ortenzi (R)

Lap	Time of Day	Lap Tm	Diff	S1 Tm	S2 Tm	S3 Tm
1	14:00:37.069	**1:12.255**	+5.762	31.340	20.452	20.463
2	14:01:43.957	**1:06.888**	+0.395	26.929	19.574	20.385
3	14:02:50.450	**1:06.493**		**26.626**	19.565	20.302
4	14:03:57.101	**1:06.651**	+0.158	26.884	19.537	**20.230**
5	14:05:03.858	**1:06.757**	+0.264	26.917	19.559	20.281
6	14:06:10.889	**1:07.031**	+0.538	26.970	19.504	20.557
7	14:07:17.677	**1:06.788**	+0.295	26.948	19.578	20.262
8	14:08:24.312	**1:06.635**	+0.142	26.879	19.524	20.232
9	14:09:30.812	**1:06.500**	+0.007	26.773	**19.417**	20.310
10	14:10:37.438	**1:06.626**	+0.133	26.720	19.625	20.281

GK4 Kart Series Round 7

Honda Cadet

Genk 1,360 Km

Heat 2

14.11.2026 13:55

Race (8:00 and 2 Laps) started at 13:59:22

(26) Niyas Van Steenkiste (R)

Lap	Time of Day	Lap Tm	Diff	S1 Tm	S2 Tm	S3 Tm
1	14:00:37.555	**1:12.308**	+6.084	31.000	20.898	20.410
2	14:01:45.161	**1:07.606**	+1.382	27.160	19.846	20.600
3	14:02:52.114	**1:06.953**	+0.729	27.175	19.633	20.145
4	14:03:58.749	**1:06.635**	+0.411	26.829	19.468	20.338
5	14:05:04.973	**1:06.224**		26.724	19.450	**20.050**
6	14:06:11.217	**1:06.244**	+0.020	26.770	**19.294**	20.180
7	14:07:17.960	**1:06.743**	+0.519	26.738	19.629	20.376
8	14:08:24.512	**1:06.552**	+0.328	26.766	19.531	20.255
9	14:09:30.951	**1:06.439**	+0.215	**26.710**	19.486	20.243
10	14:10:37.645	**1:06.694**	+0.470	26.781	19.674	20.239

(7) Marnix Bonten

Lap	Time of Day	Lap Tm	Diff	S1 Tm	S2 Tm	S3 Tm
1	14:03:59.894	**2:13.538**	+1:06.887			
2	14:05:06.545	**1:06.651**				
3	14:06:14.249	**1:07.704**	+1.053			
4	14:07:21.257	**1:07.008**	+0.357			
5	14:08:28.282	**1:07.025**	+0.374			
6	14:09:35.300	**1:07.018**	+0.367			
7	14:10:42.111	**1:06.811**	+0.160			

(6) Adam Guven (R)

Lap	Time of Day	Lap Tm	Diff	S1 Tm	S2 Tm	S3 Tm
1	14:00:38.492	**1:12.677**	+5.677	30.817	21.061	20.799
2	14:01:47.143	**1:08.651**	+1.651	27.206	21.018	20.427
3	14:02:54.154	**1:07.011**	+0.011	27.053	19.679	20.279
4	14:04:01.154	**1:07.000**		27.093	**19.579**	20.328
5	14:05:08.160	**1:07.006**	+0.006	26.884	19.682	20.440
6	14:06:15.816	**1:07.656**	+0.656	27.818	19.640	**20.198**
7	14:07:23.095	**1:07.279**	+0.279	**26.857**	19.777	20.645
8	14:08:31.003	**1:07.908**	+0.908	27.454	20.084	20.370
9	14:09:38.289	**1:07.286**	+0.286	26.976	20.074	20.236
10	14:10:45.801	**1:07.512**	+0.512	27.228	19.588	20.696

(11) Jélano Aesseloos (R)

Lap	Time of Day	Lap Tm	Diff	S1 Tm	S2 Tm	S3 Tm
1	14:00:40.744	**1:13.764**	+7.341	31.604	21.109	21.051
2	14:01:48.705	**1:07.961**	+1.538	27.453	19.725	20.783
3	14:02:55.483	**1:06.778**	+0.355	27.019	19.543	20.216
4	14:04:02.534	**1:07.051**	+0.628	26.863	20.016	20.172
5	14:05:09.842	**1:07.308**	+0.885	26.871	19.618	20.819
6	14:06:16.265	**1:06.423**		26.989	**19.395**	**20.039**
7	14:07:23.441	**1:07.176**	+0.753	**26.732**	19.529	20.915
8	14:08:31.103	**1:07.662**	+1.239	27.261	20.059	20.342
9	14:09:38.826	**1:07.723**	+1.300	26.999	20.423	20.301
10	14:10:45.935	**1:07.109**	+0.686	26.890	19.532	20.687

(19) Lewis Berghmans (R)

Lap	Time of Day	Lap Tm	Diff	S1 Tm	S2 Tm	S3 Tm
1	14:00:37.493	**1:11.424**	+4.667	30.458	20.430	20.536
2	14:01:45.248	**1:07.755**	+0.998	27.132	19.880	20.743
3	14:02:52.575	**1:07.327**	+0.570	27.057	20.063	20.207
4	14:04:00.421	**1:07.846**	+1.089	27.372	20.170	20.304
5	14:05:07.717	**1:07.296**	+0.539	27.039	19.772	20.485
6	14:06:15.321	**1:07.604**	+0.847	27.577	19.696	20.331
7	14:07:23.143	**1:07.822**	+1.065	27.180	19.857	20.785
8	14:08:30.786	**1:07.643**	+0.886	27.333	19.923	20.387
9	14:09:39.192	**1:08.406**	+1.649	27.148	21.060	**20.198**
10	14:10:45.949	**1:06.757**		**26.870**	**19.624**	20.263

(12) Jayden Aesseloos

Lap	Time of Day	Lap Tm	Diff	S1 Tm	S2 Tm	S3 Tm
1	14:00:33.584	**1:10.837**	+4.800	30.336	19.950	20.551
2	14:01:39.827	**1:06.243**	+0.206	26.698	19.390	20.155
3	14:02:45.898	**1:06.071**	+0.034	27.076	19.245	**19.750**
4	14:03:51.935	**1:06.037**		**26.617**	**19.226**	20.194
5	14:05:00.887	**1:08.952**	+2.915	27.008	19.276	22.668
6	14:06:18.105	**1:17.218**	+11.181	37.465	19.541	20.212
7	14:07:25.444	**1:07.339**	+1.302	27.165	19.753	20.421
8	14:08:32.907	**1:07.463**	+1.426	27.178	19.716	20.569
9	14:09:40.495	**1:07.588**	+1.551	27.238	19.742	20.608
10	14:10:48.148	**1:07.653**	+1.616	27.277	19.882	20.494

(50) Hannah Verboven (R)

Lap	Time of Day	Lap Tm	Diff	S1 Tm	S2 Tm	S3 Tm
1	14:00:38.741	**1:12.722**	+5.614	31.026	21.000	20.696
2	14:01:47.471	**1:08.730**	+1.622	27.305	20.890	20.535
3	14:02:54.702	**1:07.231**	+0.123	27.165	19.742	20.324
4	14:04:01.852	**1:07.150**	+0.042	27.094	**19.584**	20.472
5	14:05:10.045	**1:08.193**	+1.085	27.332	19.722	21.139
6	14:06:18.675	**1:08.630**	+1.522	28.355	19.971	20.304
7	14:07:26.525	**1:07.850**	+0.742	27.354	19.988	20.508
8	14:08:34.037	**1:07.512**	+0.404	27.524	19.712	**20.276**
9	14:09:41.145	**1:07.108**		**26.947**	19.693	20.468
10	14:10:49.183	**1:08.038**	+0.930	27.826	19.803	20.409

(17) Leon Pelicaen

Lap	Time of Day	Lap Tm	Diff	S1 Tm	S2 Tm	S3 Tm
1	14:00:39.699	**1:14.012**	+7.004	31.976	21.395	20.641
2	14:01:48.163	**1:08.464**	+1.456	27.585	20.008	20.871
3	14:02:55.171	**1:07.008**		27.209	19.572	20.227
4	14:04:02.986	**1:07.815**	+0.807	**27.073**	20.602	**20.140**
5	14:05:10.536	**1:07.550**	+0.542	27.076	19.667	20.807
6	14:06:19.111	**1:08.575**	+1.567	28.183	19.936	20.456
7	14:07:26.657	**1:07.546**	+0.538	27.131	19.995	20.420
8	14:08:33.686	**1:07.029**	+0.021	27.222	19.584	20.223
9	14:09:41.074	**1:07.388**	+0.380	27.123	**19.486**	20.779
10	14:10:49.414	**1:08.340**	+1.332	27.972	19.880	20.488

(5) Lucas Ost

Lap	Time of Day	Lap Tm	Diff	S1 Tm	S2 Tm	S3 Tm
1	14:00:34.136	**1:10.672**	+5.218	30.422	20.073	20.177
2	14:01:40.411	**1:06.275**	+0.821	27.044	19.309	19.922
3	14:02:46.709	**1:06.298**	+0.844	26.955	19.381	19.962
4	14:03:52.163	**1:05.454**		**26.531**	**19.281**	**19.642**
5	14:05:22.441	**1:30.278**	+24.824	26.863	19.320	44.095
6	14:06:33.968	**1:11.527**	+6.073	31.701	19.739	20.087
7	14:07:40.445	**1:06.477**	+1.023	26.890	19.527	20.060
8	14:08:47.089	**1:06.644**	+1.190	27.018	19.583	20.043
9	14:09:53.388	**1:06.299**	+0.845	26.913	19.325	20.061
10	14:10:59.645	**1:06.257**	+0.803	26.779	19.414	20.064

(21) Milan Montedoro (R)

Lap	Time of Day	Lap Tm	Diff	S1 Tm	S2 Tm	S3 Tm
1	14:00:40.893	**1:13.935**	+3.919	31.530	21.020	21.385
2	14:01:50.915	**1:10.022**	+0.006	**28.314**	20.374	21.334
3	14:03:01.020	**1:10.105**	+0.089	28.358	20.457	21.290
4	14:04:11.435	**1:10.415**	+0.399	28.414	20.617	21.384
5	14:05:21.969	**1:10.534**	+0.518	28.516	20.812	21.206
6	14:06:32.441	**1:10.472**	+0.456	28.446	20.491	21.535
7	14:07:42.457	**1:10.016**		28.542	**20.227**	21.247
8	14:08:52.751	**1:10.294**	+0.278	28.633	20.547	**21.114**
9	14:10:03.143	**1:10.392**	+0.376	28.409	20.498	21.485
10	14:11:13.516	**1:10.373**	+0.357	28.327	20.573	21.473

(44) Ario Azimi (R)

Lap	Time of Day	Lap Tm	Diff	S1 Tm	S2 Tm	S3 Tm
1	14:00:41.671	**1:15.025**	+5.235	32.248	21.512	21.265
2	14:01:51.461	**1:09.790**		28.114	20.344	21.332
3	14:03:01.629	**1:10.168**	+0.378	28.217	20.595	21.356
4	14:04:11.732	**1:10.103**	+0.313	**28.081**	20.788	21.234
5	14:05:22.616	**1:10.884**	+1.094	28.431	20.925	21.528
6	14:06:32.808	**1:10.192**	+0.402	28.151	20.550	21.491
7	14:07:42.975	**1:10.167**	+0.377	28.695	**20.336**	21.136
8	14:08:53.050	**1:10.075**	+0.285	28.522	20.442	**21.111**
9	14:10:03.709	**1:10.659**	+0.869	28.896	20.452	21.311
10	14:11:14.037	**1:10.328**	+0.538	28.131	20.608	21.589

(33) Enzo Azimi (R)

Lap	Time of Day	Lap Tm	Diff	S1 Tm	S2 Tm	S3 Tm
1	14:00:43.054	**1:16.202**	+4.938	33.168	21.566	**21.468**

GK4 Kart Series Round 7

Honda Cadet — **Genk 1,360 Km**

Heat 2 — **14.11.2026 13:55**

Race (8:00 and 2 Laps) started at 13:59:22

Lap	Time of Day	Lap Tm	Diff	S1 Tm	S2 Tm	S3 Tm
2	14:01:55.084	**1:12.030**	+0.766	28.921	21.151	21.958
3	14:03:06.611	**1:11.527**	+0.263	**28.498**	20.997	22.032
4	14:04:18.619	**1:12.008**	+0.744	28.913	21.393	21.702
5	14:05:30.158	**1:11.539**	+0.275	28.854	20.857	21.828
6	14:06:42.630	**1:12.472**	+1.208	28.809	21.635	22.028
7	14:07:53.970	**1:11.340**	+0.076	28.756	**20.818**	21.766
8	14:09:06.374	**1:12.404**	+1.140	29.010	21.497	21.897
9	14:10:18.396	**1:12.022**	+0.758	29.179	21.171	21.672
10	14:11:29.660	**1:11.264**		28.525	20.819	21.920

(79) Lee Bosmans (R)

Lap	Time of Day	Lap Tm	Diff	S1 Tm	S2 Tm	S3 Tm
1	14:00:39.596	**1:13.020**		31.006	21.270	**20.744**







GK4 Kart Series Round 7

Lapchart

Honda Cadet **Genk 1,360 Km**

Heat 2 **14.11.2026 13:55**

Race (8:00 and 2 Laps) started at 13:59:22

Competitors		Laps										
		0	1	2	3	4	5	6	7	8	9	10
Ferre Van Calsteren (R) (22)	1	22	12	12	22	22	69	69	69	69	69	69
Léon Verkoyen (R) (69)	2	69	22	22	12	12	22	22	22	22	22	22
Jayden Aesseloos (12)	3	12	13	13	69	69	13	13	13	13	13	13
Bentley Rotthier (R) (13)	4	13	69	69	13	5	8	8	8	8	8	8
Lucas Ost (5)	5	5	5	5	5	13	3	3	3	3	3	3
Xavi Van Wel (R) (8)	6	8	8	8	8	8	2	2	2	2	2	2
Louis Billet (R) (2)	7	2	3	3	3	3	12	77	77	77	77	10
Lio Wijns (R) (3)	8	3	2	2	2	2	77	10	10	10	10	77
Aiden Fasaei (R) (77)	9	77	77	77	77	77	10	78	78	95	95	95
Xander-Ayden Clarinda (R) (95)	10	95	10	10	10	78	78	95	95	78	78	78
Mirco Ortenzi (R) (37)	11	37	78	78	78	10	95	37	37	37	37	37
Jari Conard (10)	12	10	95	95	95	95	37	26	26	26	26	26
Hendriks Nick (R) (78)	13	78	37	37	37	37	26	19	6	19	6	6
Niyas Van Steenkiste (R) (26)	14	26	19	26	26	26	19	6	19	6	11	11
Leon Pelicaen (17)	15	17	26	19	19	19	6	11	11	11	19	19
Adam Guven (R) (6)	16	6	6	6	6	6	11	12	12	12	12	12
Hannah Verboven (R) (50)	17	50	50	50	50	50	50	50	50	17	17	50
Lewis Berghmans (R) (19)	18	19	79	17	17	11	17	17	17	50	50	17
Lee Bosmans (R) (79)	19	79	17	11	11	17	21	21	5	5	5	5
Ario Azimi (R) (44)	20	44	11	21	21	21	5	44	21	21	21	21
Enzo Azimi (R) (33)	21	33	21	44	44	44	44	5	44	44	44	44
Milan Montedoro (R) (21)	22	21	44	33	33	33	33	33	33	33	33	33
Jélano Aesseloos (R) (11)	23	11	33	7	7	7	7	7	7			
Marnix Bonten (7)	24	7	7									





GK4 Kart Series Round 7

Honda Cadet — **Genk 1,360 Km**

Final — **14.11.2026 16:05**

Race (9:00 and 2 Laps)

12	21	33
	23	24
11	79	44
	21	22
10	50	11
	19	20
9	7	17
	17	18
8	6	19
	15	16
7	5	26
	13	14
6	37	78
	11	12
5	10	12
	9	10
4	95	77
	7	8
3	3	2
	5	6
2	13	8
	3	4
1	69	22
	1	2

POLE POSITION

GK4 Kart Series Round 7

Honda Cadet — **Genk 1,360 Km**

Final — **14.11.2026 16:05**

Race (9:00 and 2 Laps) started at 16:12:07

Pos	No.	Name	NAT	Chassis	Raceteam	Laps	Total Tm	Diff	Best Tm	Points	Penalty
1	22	Ferre Van Calsteren (R)	BEL		DFK	11	12:12.452		1:05.779	80	
2	3	Lio Wijns (R)	BEL		SMR	11	12:14.740	2.288	1:05.735	76	
3	13	Bentley Rotthier (R)	BEL		Schepers Racing	11	12:14.814	2.362	1:05.762	73	
4	69	Léon Verkoyen (R)	BEL		DFK	11	12:14.895	2.443	1:05.762	71	
5	12	Jayden Aesseloos	BEL		JJ Racing	11	12:20.744	8.292	1:05.928	80	
6	10	Jari Conard	BEL		TD Racing	11	12:20.823	8.371	1:06.297	76	
7	5	Lucas Ost	BEL		DFK	11	12:21.567	9.115	1:06.080	73	
8	2	Louis Billet (R)	BEL		TD Racing	11	12:21.720	9.268	1:06.361	70	
9	77	Aiden Fasaei (R)	BEL			11	12:21.889	9.437	1:06.385	69	
10	95	Xander-Ayden Clarinda (R)	NLD		DFK	11	12:25.726	13.274	1:06.796	68	
11	37	Mirco Ortenzi (R)	BEL		JJ Racing	11	12:27.065	14.613	1:06.304	67	
12	7	Marnix Bonten	NLD		DFK	11	12:27.335	14.883	1:06.441	71	
13	6	Adam Guven (R)	BEL		DFK	11	12:29.366	16.914	1:06.674	66	
14	26	Niyas Van Steenkiste (R)	BEL		DFK	11	12:29.408	16.956	1:06.713	65	
15	11	Jélano Aesseloos (R)	BEL		JJ Racing	11	12:30.504	18.052	1:06.631	64	
16	19	Lewis Berghmans (R)	BEL		DFK	11	12:30.591	18.139	1:06.827	63	
17	78	Hendriks Nick (R)	NLD		YDA	11	12:32.006	19.554	1:06.983	62	3 sec
18	17	Leon Pelicaen	BEL		DFK	11	12:32.493	20.041	1:07.220	70	
19	79	Lee Bosmans (R)	BEL		DFK	11	12:32.752	20.300	1:07.080	61	
20	50	Hannah Verboven (R)	BEL		DFK	11	12:42.967	30.515	1:07.200	60	
21	44	Ario Azimi (R)	NLD		JJ Racing	11	13:05.022	52.570	1:09.796	59	
22	21	Milan Montedoro (R)	BEL		DFK	11	13:06.449	53.997	1:09.355	58	3 sec
23	33	Enzo Azimi (R)	NLD		JJ Racing	11	13:18.024	1:05.572	1:11.015	57	
24	8	Xavi Van Wel (R)	NLD		DFK	9	10:02.058	2 Laps	1:05.853	56	

Announcements

These results are provisional until the conclusion of any judicial and technical matters!
#21, 78 time penalty 3 sec. (front fairing)

Margin of Victory	km/h	Best Lap Tm	km/h	Best Lap by
2.288	73,528	1:05.735	74,481	3 - Lio Wijns (R)

Official Timekeeping camp-company.de — **Orbits**

Timekeeping G. Kristensen:

Clerk of the course J. Van Walsum:

Chief Scrutineer Fons van Dun:

Printed: 14.11.2026 16:42:53

posted at: h

GK4 Kart Series Round 7

Honda Cadet — **Genk 1,360 Km**

Final — **14.11.2026 16:05**

Race (9:00 and 2 Laps) started at 16:12:07

Pos	No.	Name	NAT	Chassis	Raceteam	Laps	Total Tm	Diff	Best Tm	Points	Penalty
Formula Honda Cadet											
1	12	**Jayden Aesseloos**	BEL		JJ Racing	11	12:20.744		1:05.928	80	
2	10	**Jari Conard**	BEL		TD Racing	11	12:20.823	0.079	1:06.297	76	
3	5	**Lucas Ost**	BEL		DFK	11	12:21.567	0.823	1:06.080	73	
4	7	**Marnix Bonten**	NLD		DFK	11	12:27.335	6.591	1:06.441	71	
5	17	**Leon Pelicaen**	BEL		DFK	11	12:32.493	11.749	1:07.220	70	
Formula Honda Cadet Rookie											
1	22	**Ferre Van Calsteren (R)**	BEL		DFK	11	12:12.452		1:05.779	80	
2	3	**Lio Wijns (R)**	BEL		SMR	11	12:14.740	2.288	1:05.735	76	
3	13	**Bentley Rotthier (R)**	BEL		Schepers Racing	11	12:14.814	2.362	1:05.762	73	
4	69	**Léon Verkoyen (R)**	BEL		DFK	11	12:14.895	2.443	1:05.762	71	
5	2	**Louis Billet (R)**	BEL		TD Racing	11	12:21.720	9.268	1:06.361	70	
6	77	**Aiden Fasaei (R)**	BEL			11	12:21.889	9.437	1:06.385	69	
7	95	**Xander-Ayden Clarinda (R)**	NLD		DFK	11	12:25.726	13.274	1:06.796	68	
8	37	**Mirco Ortenzi (R)**	BEL		JJ Racing	11	12:27.065	14.613	1:06.304	67	
9	6	**Adam Guven (R)**	BEL		DFK	11	12:29.366	16.914	1:06.674	66	
10	26	**Niyas Van Steenkiste (R)**	BEL		DFK	11	12:29.408	16.956	1:06.713	65	
11	11	**Jélano Aesseloos (R)**	BEL		JJ Racing	11	12:30.504	18.052	1:06.631	64	
12	19	**Lewis Berghmans (R)**	BEL		DFK	11	12:30.591	18.139	1:06.827	63	
13	78	**Hendriks Nick (R)**	NLD		YDA	11	12:32.006	19.554	1:06.983	62	3 sec
14	79	**Lee Bosmans (R)**	BEL		DFK	11	12:32.752	20.300	1:07.080	61	
15	50	**Hannah Verboven (R)**	BEL		DFK	11	12:42.967	30.515	1:07.200	60	
16	44	**Ario Azimi (R)**	NLD		JJ Racing	11	13:05.022	52.570	1:09.796	59	
17	21	**Milan Montedoro (R)**	BEL		DFK	11	13:06.449	53.997	1:09.355	58	3 sec
18	33	**Enzo Azimi (R)**	NLD		JJ Racing	11	13:18.024	1:05.572	1:11.015	57	
19	8	**Xavi Van Wel (R)**	NLD		DFK	9	10:02.058	2 Laps	1:05.853	56	

Announcements

These results are provisional until the conclusion of any judicial and technical matters!
#21, 78 time penalty 3 sec. (front fairing)

Margin of Victory	km/h	Best Lap Tm	km/h	Best Lap by
2.288	73,528	1:05.735	74,481	3 - Lio Wijns (R)

Official Timekeeping camp-company.de — **Orbits**

Timekeeping G. Kristensen:

Clerk of the course J. Van Walsum:

Chief Scrutineer Fons van Dun:

Printed: 14.11.2026 16:43:33

posted at: h

GK4 Kart Series Round 7

Honda Cadet — **Genk 1,360 Km**

Final — **14.11.2026 16:05**

Race (9:00 and 2 Laps) started at 16:12:07

(95) Xander-Ayden Clarinda (R)

Lap	Time of Day	Lap Tm	Diff	S1 Tm	S2 Tm	S3 Tm
1	16:13:22.581	**1:12.902**	+6.106	31.669	20.543	20.690
2	16:14:29.654	**1:07.073**	+0.277	27.006	19.756	20.311
3	16:15:36.538	**1:06.884**	+0.088	26.995	19.658	**20.231**
4	16:16:43.334	**1:06.796**		**26.894**	**19.551**	20.351
5	16:17:50.437	**1:07.103**	+0.307	26.987	19.630	20.486
6	16:18:57.768	**1:07.331**	+0.535	27.048	19.798	20.485
7	16:20:04.993	**1:07.225**	+0.429	27.284	19.698	20.243
8	16:21:12.106	**1:07.113**	+0.317	27.017	19.802	20.294
9	16:22:19.098	**1:06.992**	+0.196	27.075	19.663	20.254
10	16:23:26.121	**1:07.023**	+0.227	27.147	19.583	20.293
11	16:24:33.326	**1:07.205**	+0.409	27.159	19.742	20.304

GK4 Kart Series Round 7

Lapchart

Honda Cadet

Genk 1,360 Km

Final

14.11.2026 16:05

Race (9:00 and 2 Laps) started at 16:12:07

Competitors		Laps											
		0	1	2	3	4	5	6	7	8	9	10	11
Léon Verkoyen (R) (69)	1	69	22	13	13	13	13	22	22	22	22	22	22
Ferre Van Calsteren (R) (22)	2	22	13	22	22	22	22	69	69	69	13	3	3
Xavi Van Wel (R) (8)	3	8	8	69	69	69	69	13	13	13	3	13	13
Bentley Rotthier (R) (13)	4	13	69	8	8	8	8	8	8	3	8	69	69
Louis Billet (R) (2)	5	2	3	3	3	3	3	3	3	8	69	12	12
Lio Wijns (R) (3)	6	3	2	2	2	2	2	2	5	12	12	10	10
Aiden Fasaei (R) (77)	7	77	77	77	10	5	12	12	12	5	5	5	5
Xander-Ayden Clarinda (R) (95)	8	95	10	10	5	12	5	5	2	10	10	2	2
Jayden Aesseloos (12)	9	12	78	5	12	10	10	10	10	2	2	77	77
Jari Conard (10)	10	10	5	12	77	77	77	77	77	77	77	95	95
Hendriks Nick (R) (78)	11	78	12	78	78	78	78	95	95	95	95	37	37
Mirco Ortenzi (R) (37)	12	37	95	95	95	95	95	78	78	7	7	7	7
Lucas Ost (5)	13	5	7	7	7	7	7	7	7	78	37	78	78
Niyas Van Steenkiste (R) (26)	14	26	37	26	26	19	19	19	37	37	78	6	6
Lewis Berghmans (R) (19)	15	19	19	19	19	37	37	37	19	6	6	26	26
Adam Guven (R) (6)	16	6	26	37	37	26	6	6	6	26	19	11	11
Marnix Bonten (7)	17	7	6	6	6	6	26	26	26	19	26	19	19
Leon Pelicaen (17)	18	17	11	11	11	11	11	11	11	11	11	17	17
Hannah Verboven (R) (50)	19	50	17	17	17	17	17	17	17	17	17	79	79
Jélano Aesseloos (R) (11)	20	11	50	50	50	50	50	50	79	79	79	50	50
Ario Azimi (R) (44)	21	44	79	79	79	79	79	79	50	50	50	21	21
Lee Bosmans (R) (79)	22	79	44	44	44	44	44	44	44	21	21	44	44
Milan Montedoro (R) (21)	23	21	21	21	21	21	21	21	21	44	44	33	33
Enzo Azimi (R) (33)	24	33	33	33	33	33	33	33	33	33	33		

GK4 Kart Series Round 7

Formula Honda Junior-Senior — **Genk 1,360 Km**

Training 1 — **15.11.2026 09:38**

Practice (10:00 Time) started at 9:40:20

Pos	No.	Name	NAT	Raceteam	Laps	Best Tm	Diff	Gap	In Lap	km/h
1	**211**	Matti Aernouts	BEL	DFK	**8**	**1:19.620**			7	61,492
2	**212**	Warre Crets	BEL	DFK	**8**	**1:20.127**	**0.507**	0.507	5	61,103
3	**270**	Ravi Claessens	BEL	DFK	**8**	**1:20.321**	**0.701**	0.194	6	60,955
4	**133**	Vince Janter	BEL	DFK	**8**	**1:20.430**	**0.810**	0.109	6	60,873
5	**231**	Sam Oosterlynck	BEL	V.D. Racing	**8**	**1:20.846**	**1.226**	0.416	7	60,560
6	**213**	Liam Roelandts	BEL	DFK	**8**	**1:20.963**	**1.343**	0.117	7	60,472
7	**102**	Karol Kotwis	POL	DFK	**8**	**1:21.382**	**1.762**	0.419	4	60,161
8	**157**	Senne Van der Aa	BEL	DFK	**7**	**1:21.519**	**1.899**	0.137	5	60,060
9	**234**	Tessa De Hondt	BEL	DFK	**8**	**1:21.547**	**1.927**	0.028	4	60,039
10	**108**	Stefan Asenov	BEL	DFK	**8**	**1:21.801**	**2.181**	0.254	6	59,853
11	**291**	Lex Aelbrecht	BEL		**7**	**1:21.919**	**2.299**	0.118	6	59,766
12	**153**	Yelena Mary	BEL	DFK	**8**	**1:21.971**	**2.351**	0.052	7	59,728
13	**277**	Andreas Deleus	BEL	DFK	**8**	**1:22.018**	**2.398**	0.047	6	59,694
14	**255**	Thijs den Ouden	NLD	KWM	**6**	**1:22.261**	**2.641**	0.243	5	59,518
15	**298**	Ruben Soete	BEL	DFK	**7**	**1:22.288**	**2.668**	0.027	5	59,498
16	**122**	Ferre Van Calsteren	BEL	DFK	**7**	**1:22.338**	**2.718**	0.050	7	59,462
17	**177**	Jordi Van Gorkom	NLD	SignMind Academy b	**7**	**1:22.622**	**3.002**	0.284	5	59,258
18	**274**	Davey Van der Pijl	NLD	SignMind Academy B	**7**	**1:22.968**	**3.348**	0.346	7	59,011
19	**144**	Jacky van Schie	NLD	KWM	**7**	**1:23.865**	**4.245**	0.897	6	58,380
20	**185**	Sebe Vanderperren	BEL	DFK	**7**	**1:23.949**	**4.329**	0.084	6	58,321
21	**181**	Seppe Verheyen	BEL	DFK	**7**	**1:24.108**	**4.488**	0.159	6	58,211
22	**222**	Jasper Eerdekens	BEL	TD Racing	**7**	**1:24.770**	**5.150**	0.662	6	57,756
23	**209**	Gijs Frank	NLD	DFK	**7**	**1:25.259**	**5.639**	0.489	5	57,425
24	**214**	Genayro Gunneweg	NLD	SignMind Academy b	**7**	**1:25.768**	**6.148**	0.509	5	57,084
25	**183**	Benoit Clauwaert	BEL	DFK	**7**	**1:25.926**	**6.306**	0.158	6	56,979
26	**184**	Daan Vermeer	NLD	SignMind Academy b	**7**	**1:26.092**	**6.472**	0.166	6	56,869
27	**106**	Mike van Verseveld	NLD	SignMind Academy b	**7**	**1:26.658**	**7.038**	0.566	5	56,498
28	**120**	Xavi Arts	NLD	DFK	**7**	**1:26.768**	**7.148**	0.110	5	56,426
29	**266**	Niek van Katwijk	NLD	DFK	**2**	**1:29.074**	**9.454**	2.306	2	54,966
30	**208**	Milo Van Enkhuijzen	NLD	DFK	**1**	**1:33.027**	**13.407**	3.953	1	52,630
31	**207**	Daksh Choudhary	BEL	DFK					0	-
32	**224**	Alessio Van Kerkhoven	BEL	SMR					0	-

GK4 Kart Series Round 7

Formula Honda Junior-Senior — Genk 1,360 Km

Training 1 — 15.11.2026 09:38

Practice (10:00 Time) started at 9:40:20

(211) Matti Aernouts

Lap	Time of Day	Lap Tm	Diff	S1 Tm	S2 Tm	S3 Tm
1	9:42:03.544	**1:27.071**	+7.451	36.314	25.872	24.885
2	9:43:25.048	**1:21.504**	+1.884	32.293	24.525	24.686
3	9:44:45.511	**1:20.463**	+0.843	31.690	24.122	24.651
4	9:46:07.350	**1:21.839**	+2.219	32.238	24.781	24.820
5	9:47:28.042	**1:20.692**	+1.072	31.598	24.530	24.564
6	9:48:48.842	**1:20.800**	+1.180	31.939	23.993	24.868
7	9:50:08.462	**1:19.620**		**31.447**	**23.917**	**24.256**
8	9:51:28.173	**1:19.711**	+0.091	31.528	23.926	24.257

(212) Warre Crets

Lap	Time of Day	Lap Tm	Diff	S1 Tm	S2 Tm	S3 Tm
1	9:42:09.929	**1:25.492**	+5.365	33.905	25.524	26.063
2	9:43:31.271	**1:21.342**	+1.215	32.803	24.301	24.238
3	9:44:54.438	**1:23.167**	+3.040	32.886	26.102	**24.179**
4	9:46:15.020	**1:20.582**	+0.455	32.110	24.249	24.223
5	9:47:35.147	**1:20.127**		31.590	**24.031**	24.506
6	9:48:55.656	**1:20.509**	+0.382	32.084	24.148	24.277
7	9:50:16.348	**1:20.692**	+0.565	**31.466**	24.657	24.569
8	9:51:36.795	**1:20.447**	+0.320	32.030	24.079	24.338

(270) Ravi Claessens

Lap	Time of Day	Lap Tm	Diff	S1 Tm	S2 Tm	S3 Tm
1	9:42:09.843	**1:25.695**	+5.374	34.080	25.405	26.210
2	9:43:32.225	**1:22.382**	+2.061	33.233	24.355	24.794
3	9:44:53.216	**1:20.991**	+0.670	32.053	24.229	24.709
4	9:46:14.381	**1:21.165**	+0.844	32.297	24.130	24.738
5	9:47:34.929	**1:20.548**	+0.227	31.801	24.026	24.721
6	9:48:55.250	**1:20.321**		32.004	**23.938**	**24.379**
7	9:50:16.186	**1:20.936**	+0.615	**31.487**	24.444	25.005
8	9:51:36.619	**1:20.433**	+0.112	31.892	24.020	24.521

(133) Vince Janter

Lap	Time of Day	Lap Tm	Diff	S1 Tm	S2 Tm	S3 Tm
1	9:42:01.782	**1:27.874**	+7.444	36.671	25.795	25.408
2	9:43:25.671	**1:23.889**	+3.459	33.690	25.567	24.632
3	9:44:47.589	**1:21.918**	+1.488	32.835	24.474	24.609
4	9:46:08.546	**1:20.957**	+0.527	32.363	24.128	24.466
5	9:47:29.226	**1:20.680**	+0.250	31.966	**24.099**	24.615
6	9:48:49.656	**1:20.430**		31.946	24.140	24.344
7	9:50:10.296	**1:20.640**	+0.210	31.900	24.438	**24.302**
8	9:51:31.057	**1:20.761**	+0.331	**31.781**	24.275	24.705

(231) Sam Oosterlynck

Lap	Time of Day	Lap Tm	Diff	S1 Tm	S2 Tm	S3 Tm
1	9:42:04.625	**1:26.586**	+5.740	35.121	26.008	25.457
2	9:43:26.923	**1:22.298**	+1.452	32.273	24.793	25.232
3	9:44:49.071	**1:22.148**	+1.302	32.764	25.043	**24.341**
4	9:46:10.390	**1:21.319**	+0.473	32.316	24.332	24.671
5	9:47:31.816	**1:21.426**	+0.580	32.433	24.423	24.570
6	9:48:53.969	**1:22.153**	+1.307	32.850	24.896	24.407
7	9:50:14.815	**1:20.846**		32.047	**24.309**	24.490
8	9:51:35.848	**1:21.033**	+0.187	**31.968**	24.459	24.606

(213) Liam Roelandts

Lap	Time of Day	Lap Tm	Diff	S1 Tm	S2 Tm	S3 Tm
1	9:42:00.034	**1:25.031**	+4.068	34.745	25.161	25.125
2	9:43:22.104	**1:22.070**	+1.107	32.434	24.772	24.864
3	9:44:44.122	**1:22.018**	+1.055	32.261	24.949	24.808
4	9:46:06.255	**1:22.133**	+1.170	32.218	24.569	25.346
5	9:47:28.224	**1:21.969**	+1.006	32.397	24.570	25.002
6	9:48:49.429	**1:21.205**	+0.242	32.121	**24.243**	24.841
7	9:50:10.392	**1:20.963**		**31.741**	24.485	**24.737**
8	9:51:31.542	**1:21.150**	+0.187	31.866	24.533	24.751

(102) Karol Kotwis

Lap	Time of Day	Lap Tm	Diff	S1 Tm	S2 Tm	S3 Tm
1	9:42:07.237	**1:24.504**	+3.122	34.131	25.513	24.860
2	9:43:29.764	**1:22.527**	+1.145	32.449	24.920	25.158
3	9:44:51.725	**1:21.961**	+0.579	32.407	24.678	24.876
4	9:46:13.107	**1:21.382**		**32.225**	**24.532**	**24.625**
5	9:47:35.223	**1:22.116**	+0.734	32.272	24.711	25.133
6	9:48:57.913	**1:22.690**	+1.308	32.841	24.825	25.024
7	9:50:20.342	**1:22.429**	+1.047	32.467	24.892	25.070
8	9:51:43.361	**1:23.019**	+1.637	32.654	25.124	25.241

(157) Senne Van der Aa

Lap	Time of Day	Lap Tm	Diff	S1 Tm	S2 Tm	S3 Tm
1	9:42:06.760	**1:30.038**	+8.519	36.705	28.024	25.309
2	9:43:30.725	**1:23.965**	+2.446	33.169	25.288	25.508
3	9:44:53.802	**1:23.077**	+1.558	33.208	25.120	24.749
4	9:46:16.720	**1:22.918**	+1.399	32.992	24.898	25.028
5	9:47:38.239	**1:21.519**		**32.385**	24.613	**24.521**
6	9:48:59.984	**1:21.745**	+0.226	32.395	24.648	24.702
7	9:50:21.813	**1:21.829**	+0.310	32.545	**24.513**	24.771

(234) Tessa De Hondt

Lap	Time of Day	Lap Tm	Diff	S1 Tm	S2 Tm	S3 Tm
1	9:42:02.492	**1:28.301**	+6.754	36.741	26.066	25.494
2	9:43:26.343	**1:23.851**	+2.304	33.273	25.688	**24.890**
3	9:44:48.554	**1:22.211**	+0.664	32.541	24.547	25.123
4	9:46:10.101	**1:21.547**		32.432	**24.204**	24.911
5	9:47:32.471	**1:22.370**	+0.823	32.638	24.722	25.010
6	9:48:54.838	**1:22.367**	+0.820	32.515	24.927	24.925
7	9:50:16.725	**1:21.887**	+0.340	**32.207**	24.704	24.976
8	9:51:38.705	**1:21.980**	+0.433	32.463	24.334	25.183

(108) Stefan Asenov

Lap	Time of Day	Lap Tm	Diff	S1 Tm	S2 Tm	S3 Tm
1	9:41:59.817	**1:25.171**	+3.370	34.880	25.198	25.093
2	9:43:23.008	**1:23.191**	+1.390	32.901	25.117	25.173
3	9:44:45.075	**1:22.067**	+0.266	32.277	24.837	24.953
4	9:46:07.630	**1:22.555**	+0.754	32.529	24.883	25.143
5	9:47:29.843	**1:22.213**	+0.412	32.158	24.780	25.275
6	9:48:51.644	**1:21.801**		32.278	**24.726**	**24.797**
7	9:50:13.583	**1:21.939**	+0.138	32.144	24.802	24.993
8	9:51:35.618	**1:22.035**	+0.234	**32.089**	24.737	25.209

(291) Lex Aelbrecht

Lap	Time of Day	Lap Tm	Diff	S1 Tm	S2 Tm	S3 Tm
1	9:42:10.807	**1:26.906**	+4.987	34.614	25.880	26.412
2	9:43:36.127	**1:25.320**	+3.401	34.034	25.926	25.360
3	9:45:36.204	**2:00.077**	+38.158	1:10.113	24.887	25.077
4	9:46:58.338	**1:22.134**	+0.215	32.500	24.605	25.029
5	9:48:20.291	**1:21.953**	+0.034	**32.281**	24.681	**24.991**
6	9:49:42.210	**1:21.919**		32.353	**24.507**	25.059
7	9:51:05.512	**1:23.302**	+1.383	33.380	24.627	25.295

(153) Yelena Mary

Lap	Time of Day	Lap Tm	Diff	S1 Tm	S2 Tm	S3 Tm
1	9:41:57.123	**1:24.866**	+2.895	33.975	25.216	25.675
2	9:43:21.212	**1:24.089**	+2.118	33.785	24.966	25.338
3	9:44:44.619	**1:23.407**	+1.436	32.862	25.357	25.188
4	9:46:08.745	**1:24.126**	+2.155	33.350	25.013	25.763
5	9:47:31.475	**1:22.730**	+0.759	32.683	24.732	25.315
6	9:48:54.285	**1:22.810**	+0.839	33.280	24.928	**24.602**
7	9:50:16.256	**1:21.971**		**32.270**	24.620	25.081
8	9:51:38.288	**1:22.032**	+0.061	32.532	**24.521**	24.979

(277) Andreas Deleus

Lap	Time of Day	Lap Tm	Diff	S1 Tm	S2 Tm	S3 Tm
1	9:41:57.192	**1:24.259**	+2.241	33.858	25.062	25.339
2	9:43:20.366	**1:23.174**	+1.156	32.989	24.775	25.410
3	9:44:43.259	**1:22.893**	+0.875	32.635	25.017	25.241
4	9:46:06.349	**1:23.090**	+1.072	32.777	25.088	25.225
5	9:47:28.798	**1:22.449**	+0.431	32.433	24.924	25.092
6	9:48:50.816	**1:22.018**		**32.242**	24.815	**24.961**
7	9:50:13.056	**1:22.240**	+0.222	32.381	**24.720**	25.139
8	9:51:35.520	**1:22.464**	+0.446	32.397	24.781	25.286

(255) Thijs den Ouden

Lap	Time of Day	Lap Tm	Diff	S1 Tm	S2 Tm	S3 Tm
1	9:42:19.522	**1:31.004**	+8.743	37.829	27.219	25.956
2	9:43:44.293	**1:24.771**	+2.510	33.902	25.792	25.077







GK4 Kart Series Round 7

Formula Honda Junior-Senior

Genk 1,360 Km

Training 1

15.11.2026 09:38

Practice (10:00 Time) started at 9:40:20

(298) Ruben Soete

Lap	Time of Day	Lap Tm	Diff	S1 Tm	S2 Tm	S3 Tm
1	9:42:09.711	**1:27.073**	+4.785	35.128	25.734	26.211
2	9:43:34.185	**1:24.474**	+2.186	33.651	25.244	25.579
3	9:44:58.181	**1:23.996**	+1.708	33.663	25.096	25.237
4	9:46:21.280	**1:23.099**	+0.811	32.800	**24.963**	25.336
5	9:47:43.568	**1:22.288**		**32.484**	25.052	**24.752**
6	9:49:06.796	**1:23.228**	+0.940	32.764	25.073	25.391
7	9:50:30.956	**1:24.160**	+1.872	33.183	25.358	25.619

(122) Ferre Van Calsteren

Lap	Time of Day	Lap Tm	Diff	S1 Tm	S2 Tm	S3 Tm
1	9:42:05.476	**1:29.427**	+7.089	37.474	26.359	25.594
2	9:43:30.826	**1:25.350**	+3.012	33.343	26.103	25.904
3	9:44:56.186	**1:25.360**	+3.022	34.146	26.073	25.141
4	9:46:19.858	**1:23.672**	+1.334	32.934	25.050	25.688
5	9:47:42.461	**1:22.603**	+0.265	32.685	24.764	25.154
6	9:49:06.040	**1:23.579**	+1.241	32.829	25.401	25.349
7	9:50:28.378	**1:22.338**		**32.646**	**24.750**	**24.942**

(177) Jordi Van Gorkom

Lap	Time of Day	Lap Tm	Diff	S1 Tm	S2 Tm	S3 Tm
1	9:42:22.301	**1:26.764**	+4.142	34.399	26.655	25.710
2	9:43:52.715	**1:30.414**	+7.792	34.273	30.884	25.257
3	9:45:16.939	**1:24.224**	+1.602	33.204	25.698	25.322
4	9:46:40.677	**1:23.738**	+1.116	33.302	25.269	25.167
5	9:48:03.299	**1:22.622**		32.731	**24.950**	**24.941**
6	9:49:26.543	**1:23.244**	+0.622	32.962	25.324	24.958
7	9:50:49.994	**1:23.451**	+0.829	**32.656**	25.357	25.438

(274) Davey Van der Pijl

Lap	Time of Day	Lap Tm	Diff	S1 Tm	S2 Tm	S3 Tm
1	9:42:23.239	**1:26.772**	+3.804	34.091	26.073	26.608
2	9:43:48.030	**1:24.791**	+1.823	33.549	25.840	25.402
3	9:45:11.138	**1:23.108**	+0.140	32.748	25.150	25.210
4	9:46:34.606	**1:23.468**	+0.500	33.470	25.143	**24.855**
5	9:47:58.274	**1:23.668**	+0.700	33.042	25.155	25.471
6	9:49:45.006	**1:46.732**	+23.764	**32.618**	24.859	49.255
7	9:51:07.974	**1:22.968**		33.189	**24.827**	24.952

(144) Jacky van Schie

Lap	Time of Day	Lap Tm	Diff	S1 Tm	S2 Tm	S3 Tm
1	9:42:21.980	**1:31.458**	+7.593	37.850	27.462	26.146
2	9:43:53.958	**1:31.978**	+8.113	34.496	31.975	25.507
3	9:45:18.763	**1:24.805**	+0.940	33.948	25.567	25.290
4	9:46:43.602	**1:24.839**	+0.974	33.395	25.691	25.753
5	9:48:14.354	**1:30.752**	+6.887	**33.127**	**25.174**	32.451
6	9:49:38.219	**1:23.865**		33.465	25.390	**25.010**
7	9:51:02.610	**1:24.391**	+0.526	34.069	25.226	25.096

(185) Sebe Vanderperren

Lap	Time of Day	Lap Tm	Diff	S1 Tm	S2 Tm	S3 Tm
1	9:41:59.461	**1:26.069**	+2.120	34.086	25.600	26.383
2	9:43:25.002	**1:25.541**	+1.592	34.057	25.409	26.075
3	9:44:52.493	**1:27.491**	+3.542	34.971	25.279	27.241
4	9:46:20.028	**1:27.535**	+3.586	35.453	25.415	26.667
5	9:47:45.799	**1:25.771**	+1.822	33.854	25.750	26.167
6	9:49:09.748	**1:23.949**		33.147	25.326	**25.476**
7	9:50:34.363	**1:24.615**	+0.666	**32.940**	**25.257**	26.418

(181) Seppe Verheyen

Lap	Time of Day	Lap Tm	Diff	S1 Tm	S2 Tm	S3 Tm
1	9:42:02.959	**1:28.513**	+4.405	36.353	26.092	26.068
2	9:43:28.372	**1:25.413**	+1.305	33.817	25.831	25.765
3	9:44:52.997	**1:24.625**	+0.517	33.500	25.484	25.641
4	9:46:17.592	**1:24.595**	+0.487	34.083	**25.265**	**25.247**
5	9:47:41.914	**1:24.322**	+0.214	33.443	25.423	25.456
6	9:49:06.022	**1:24.108**		**33.244**	25.305	25.559
7	9:50:31.169	**1:25.147**	+1.039	33.816	25.373	25.958

(222) Jasper Eerdekens

Lap	Time of Day	Lap Tm	Diff	S1 Tm	S2 Tm	S3 Tm
1	9:42:09.624	**1:31.795**	+7.025	36.237	28.934	26.624
2	9:43:36.508	**1:26.884**	+2.114	35.185	25.724	25.975
3	9:45:26.511	**1:50.003**	+25.233	33.673	50.497	25.833
4	9:46:52.037	**1:25.526**	+0.756	33.844	25.967	25.715
5	9:48:17.008	**1:24.971**	+0.201	33.600	25.429	25.942
6	9:49:41.778	**1:24.770**		**33.074**	25.610	26.086
7	9:51:06.818	**1:25.040**	+0.270	34.172	**25.342**	**25.526**

(209) Gijs Frank

Lap	Time of Day	Lap Tm	Diff	S1 Tm	S2 Tm	S3 Tm
1	9:42:04.766	**1:28.413**	+3.154	36.017	26.525	25.871
2	9:43:30.609	**1:25.843**	+0.584	**33.837**	26.022	25.984
3	9:44:57.554	**1:26.945**	+1.686	34.009	27.135	25.801
4	9:46:23.403	**1:25.849**	+0.590	33.916	26.149	25.784
5	9:47:48.662	**1:25.259**		34.079	25.760	**25.420**
6	9:49:14.183	**1:25.521**	+0.262	33.989	**25.722**	25.810
7	9:50:40.130	**1:25.947**	+0.688	34.085	25.790	26.072

(214) Genayro Gunneweg

Lap	Time of Day	Lap Tm	Diff	S1 Tm	S2 Tm	S3 Tm
1	9:42:17.154	**1:29.522**	+3.754	36.726	26.632	26.164
2	9:43:43.876	**1:26.722**	+0.954	35.035	26.010	25.677
3	9:45:10.429	**1:26.553**	+0.785	35.047	25.894	**25.612**
4	9:46:37.112	**1:26.683**	+0.915	34.979	25.842	25.862
5	9:48:02.880	**1:25.768**		34.289	**25.728**	25.751
6	9:49:28.691	**1:25.811**	+0.043	34.430	25.764	25.617
7	9:50:54.692	**1:26.001**	+0.233	**34.020**	26.006	25.975

(183) Benoit Clauwaert

Lap	Time of Day	Lap Tm	Diff	S1 Tm	S2 Tm	S3 Tm
1	9:42:12.400	**1:30.958**	+5.032	36.432	27.805	26.721
2	9:43:40.144	**1:27.744**	+1.818	34.674	26.562	26.508
3	9:45:07.795	**1:27.651**	+1.725	34.924	26.362	26.365
4	9:46:34.960	**1:27.165**	+1.239	34.552	26.301	26.312
5	9:48:01.834	**1:26.874**	+0.948	34.227	**26.001**	26.646
6	9:49:27.760	**1:25.926**		**34.052**	26.118	**25.756**
7	9:50:54.526	**1:26.766**	+0.840	34.421	26.137	26.208

(184) Daan Vermeer

Lap	Time of Day	Lap Tm	Diff	S1 Tm	S2 Tm	S3 Tm
1	9:42:23.942	**1:32.631**	+6.539	38.268	27.149	27.214
2	9:43:51.240	**1:27.298**	+1.206	34.780	26.271	26.247
3	9:45:18.638	**1:27.398**	+1.306	34.500	26.548	26.350
4	9:46:45.351	**1:26.713**	+0.621	34.518	26.072	**26.123**
5	9:48:12.045	**1:26.694**	+0.602	33.911	26.146	26.637
6	9:49:38.137	**1:26.092**		**33.868**	**26.025**	26.199
7	9:51:05.687	**1:27.550**	+1.458	34.814	26.038	26.698

(106) Mike van Verseveld

Lap	Time of Day	Lap Tm	Diff	S1 Tm	S2 Tm	S3 Tm
1	9:42:20.780	**1:32.563**	+5.905	38.013	27.535	27.015
2	9:43:49.766	**1:28.986**	+2.328	35.065	27.077	26.844
3	9:45:16.932	**1:27.166**	+0.508	34.334	26.481	**26.351**
4	9:46:44.083	**1:27.151**	+0.493	34.498	26.184	26.469
5	9:48:10.741	**1:26.658**		**34.163**	**26.031**	26.464
6	9:49:38.043	**1:27.302**	+0.644	34.416	26.412	26.474
7	9:51:05.101	**1:27.058**	+0.400	34.244	26.326	26.488

(120) Xavi Arts

Lap	Time of Day	Lap Tm	Diff	S1 Tm	S2 Tm	S3 Tm
1	9:42:09.779	**1:32.859**	+6.091	36.844	29.015	27.000
2	9:43:37.677	**1:27.898**	+1.130	35.227	26.588	26.083
3	9:45:04.774	**1:27.097**	+0.329	34.370	26.040	26.687
4	9:46:31.958	**1:27.184**	+0.416	34.258	**26.028**	26.898
5	9:47:58.726	**1:26.768**		34.591	26.071	26.106
6	9:49:25.648	**1:26.922**	+0.154	**34.254**	26.470	26.198
7	9:50:52.449	**1:26.801**	+0.033	34.612	26.214	**25.975**

(266) Niek van Katwijk

GK4 Kart Series Round 7

Formula Honda Junior-Senior — Genk 1,360 Km

Training 1 — 15.11.2026 09:38

Practice (10:00 Time) started at 9:40:20

Lap	Time of Day	Lap Tm	Diff	S1 Tm	S2 Tm	S3 Tm	Lap	Time of Day	Lap Tm	Diff	S1 Tm	S2 Tm	S3 Tm
1	9:42:11.464	**1:35.954**	+6.880	37.746	29.744	28.464							
2	9:43:40.538	**1:29.074**		**35.309**	27.112	**26.653**							

(208) Milo Van Enkhuijzen

1	9:44:58.364	**1:33.027**		39.533	**27.222**	**26.272**							

GK4 Kart Series Round 7

Formula Honda Junior-Senior — **Genk 1,360 Km**

Training 2 — **15.11.2026 10:53**

Practice (10:00 Time) started at 10:52:53

Pos	No.	Name	NAT	Raceteam	Laps	Best Tm	Diff	Gap	In Lap	km/h
1	**212**	Warre Crets	BEL	DFK	**8**	**1:18.824**			4	62,113
2	**211**	Matti Aernouts	BEL	DFK	**8**	**1:19.168**	**0.344**	0.344	4	61,843
3	**270**	Ravi Claessens	BEL	DFK	**8**	**1:19.313**	**0.489**	0.145	7	61,730
4	**133**	Vince Janter	BEL	DFK	**8**	**1:19.497**	**0.673**	0.184	8	61,587
5	**209**	Gijs Frank	NLD	DFK	**8**	**1:19.683**	**0.859**	0.186	5	61,443
6	**231**	Sam Oosterlynck	BEL	V.D. Racing	**8**	**1:19.688**	**0.864**	0.005	8	61,440
7	**102**	Karol Kotwis	POL	DFK	**8**	**1:19.721**	**0.897**	0.033	7	61,414
8	**291**	Lex Aelbrecht	BEL		**8**	**1:20.018**	**1.194**	0.297	8	61,186
9	**157**	Senne Van der Aa	BEL	DFK	**8**	**1:20.039**	**1.215**	0.021	4	61,170
10	**234**	Tessa De Hondt	BEL	DFK	**8**	**1:20.254**	**1.430**	0.215	7	61,006
11	**185**	Sebe Vanderperren	BEL	DFK	**8**	**1:20.333**	**1.509**	0.079	7	60,946
12	**153**	Yelena Mary	BEL	DFK	**8**	**1:20.428**	**1.604**	0.095	2	60,874
13	**298**	Ruben Soete	BEL	DFK	**7**	**1:20.622**	**1.798**	0.194	5	60,728
14	**213**	Liam Roelandts	BEL	DFK	**8**	**1:20.623**	**1.799**	0.001	4	60,727
15	**277**	Andreas Deleus	BEL	DFK	**8**	**1:20.721**	**1.897**	0.098	7	60,653
16	**108**	Stefan Asenov	BEL	DFK	**8**	**1:20.965**	**2.141**	0.244	5	60,471
17	**255**	Thijs den Ouden	NLD	KWM	**7**	**1:21.327**	**2.503**	0.362	5	60,201
18	**274**	Davey Van der Pijl	NLD	SignMind Academy B	**7**	**1:21.390**	**2.566**	0.063	7	60,155
19	**177**	Jordi Van Gorkom	NLD	SignMind Academy b	**7**	**1:21.408**	**2.584**	0.018	5	60,142
20	**144**	Jacky van Schie	NLD	KWM	**7**	**1:21.816**	**2.992**	0.408	5	59,842
21	**122**	Ferre Van Calsteren	BEL	DFK	**7**	**1:21.971**	**3.147**	0.155	5	59,728
22	**208**	Milo Van Enkhuijzen	NLD	DFK	**7**	**1:21.975**	**3.151**	0.004	5	59,726
23	**181**	Seppe Verheyen	BEL	DFK	**7**	**1:22.044**	**3.220**	0.069	5	59,675
24	**183**	Benoit Clauwaert	BEL	DFK	**7**	**1:22.265**	**3.441**	0.221	7	59,515
25	**184**	Daan Vermeer	NLD	SignMind Academy b	**7**	**1:22.429**	**3.605**	0.164	7	59,397
26	**214**	Genayro Gunneweg	NLD	SignMind Academy b	**7**	**1:23.115**	**4.291**	0.686	6	58,906
27	**266**	Niek van Katwijk	NLD	DFK	**7**	**1:23.492**	**4.668**	0.377	5	58,640
28	**222**	Jasper Eerdekens	BEL	TD Racing	**5**	**1:23.531**	**4.707**	0.039	4	58,613
29	**106**	Mike van Verseveld	NLD	SignMind Academy b	**7**	**1:24.104**	**5.280**	0.573	5	58,214
30	**120**	Xavi Arts	NLD	DFK	**6**	**1:24.514**	**5.690**	0.410	6	57,931

GK4 Kart Series Round 7

Formula Honda Junior-Senior

Genk 1,360 Km

Training 2

15.11.2026 10:53

Practice (10:00 Time) started at 10:52:53

(212) Warre Crets

Lap	Time of Day	Lap Tm	Diff	S1 Tm	S2 Tm	S3 Tm
1	10:54:33.019	**1:22.315**	+3.491	33.380	24.686	24.249
2	10:55:53.444	**1:20.425**	+1.601	32.020	24.078	24.327
3	10:57:13.136	**1:19.692**	+0.868	31.764	23.819	24.109
4	10:58:31.960	**1:18.824**		**31.248**	**23.782**	**23.794**
5	10:59:51.289	**1:19.329**	+0.505	31.406	23.897	24.026
6	11:01:11.038	**1:19.749**	+0.925	31.740	23.947	24.062
7	11:02:30.513	**1:19.475**	+0.651	31.689	23.883	23.903
8	11:03:50.059	**1:19.546**	+0.722	31.671	23.928	23.947

(211) Matti Aernouts

Lap	Time of Day	Lap Tm	Diff	S1 Tm	S2 Tm	S3 Tm
1	10:54:40.504	**1:23.361**	+4.193	33.568	24.711	25.082
2	10:56:00.969	**1:20.465**	+1.297	31.531	24.421	24.513
3	10:57:20.798	**1:19.829**	+0.661	31.877	**23.715**	24.237
4	10:58:39.966	**1:19.168**		**31.262**	23.775	**24.131**
5	10:59:59.542	**1:19.576**	+0.408	31.296	24.050	24.230
6	11:01:19.309	**1:19.767**	+0.599	31.469	24.010	24.288
7	11:02:38.833	**1:19.524**	+0.356	31.320	23.985	24.219
8	11:04:01.336	**1:22.503**	+3.335	31.476	26.849	24.178

(270) Ravi Claessens

Lap	Time of Day	Lap Tm	Diff	S1 Tm	S2 Tm	S3 Tm
1	10:54:26.079	**1:20.653**	+1.340	32.258	23.966	24.429
2	10:55:46.022	**1:19.943**	+0.630	31.318	24.223	24.402
3	10:57:05.612	**1:19.590**	+0.277	31.481	23.936	24.173
4	10:58:24.995	**1:19.383**	+0.070	31.368	23.856	24.159
5	10:59:44.548	**1:19.553**	+0.240	31.481	23.839	24.233
6	11:01:04.159	**1:19.611**	+0.298	31.546	23.884	24.181
7	11:02:23.472	**1:19.313**		**31.300**	**23.717**	24.296
8	11:03:43.072	**1:19.600**	+0.287	31.714	23.754	**24.132**

(133) Vince Janter

Lap	Time of Day	Lap Tm	Diff	S1 Tm	S2 Tm	S3 Tm
1	10:54:30.288	**1:23.441**	+3.944	33.350	25.186	24.905
2	10:55:50.718	**1:20.430**	+0.933	32.005	24.222	24.203
3	10:57:11.551	**1:20.833**	+1.336	31.993	24.371	24.469
4	10:58:31.813	**1:20.262**	+0.765	31.936	24.013	24.313
5	10:59:51.608	**1:19.795**	+0.298	31.656	23.953	24.186
6	11:01:11.684	**1:20.076**	+0.579	31.632	24.099	24.345
7	11:02:31.566	**1:19.882**	+0.385	**31.475**	24.106	24.301
8	11:03:51.063	**1:19.497**		31.485	**23.893**	**24.119**

(209) Gijs Frank

Lap	Time of Day	Lap Tm	Diff	S1 Tm	S2 Tm	S3 Tm
1	10:54:33.967	**1:25.506**	+5.823	35.293	25.563	24.650
2	10:55:54.651	**1:20.684**	+1.001	31.761	24.269	24.654
3	10:57:16.416	**1:21.765**	+2.082	32.428	24.905	24.432
4	10:58:36.243	**1:19.827**	+0.144	31.901	**23.864**	24.062
5	10:59:55.926	**1:19.683**		**31.282**	24.245	24.156
6	11:01:16.454	**1:20.528**	+0.845	31.916	24.281	24.331
7	11:02:36.263	**1:19.809**	+0.126	31.479	24.226	24.104
8	11:03:55.978	**1:19.715**	+0.032	31.762	23.946	**24.007**

(231) Sam Oosterlynck

Lap	Time of Day	Lap Tm	Diff	S1 Tm	S2 Tm	S3 Tm
1	10:54:31.041	**1:23.009**	+3.321	33.684	24.701	24.624
2	10:55:53.030	**1:21.989**	+2.301	32.414	24.942	24.633
3	10:57:14.127	**1:21.097**	+1.409	32.600	24.222	24.275
4	10:58:34.530	**1:20.403**	+0.715	**31.626**	24.552	24.225
5	10:59:54.674	**1:20.144**	+0.456	31.881	24.195	24.068
6	11:01:14.719	**1:20.045**	+0.357	31.746	24.309	23.990
7	11:02:34.808	**1:20.089**	+0.401	31.722	24.135	24.232
8	11:03:54.496	**1:19.688**		31.836	**24.020**	**23.832**

(102) Karol Kotwis

Lap	Time of Day	Lap Tm	Diff	S1 Tm	S2 Tm	S3 Tm
1	10:54:34.297	**1:23.441**	+3.720	33.386	25.554	24.501
2	10:55:54.774	**1:20.477**	+0.756	31.631	24.333	24.513
3	10:57:15.698	**1:20.924**	+1.203	32.099	24.430	24.395
4	10:58:35.777	**1:20.079**	+0.358	31.644	24.108	24.327
5	10:59:55.893	**1:20.116**	+0.395	31.602	24.031	24.483
6	11:01:16.354	**1:20.461**	+0.740	31.854	24.222	24.385
7	11:02:36.075	**1:19.721**		**31.351**	24.351	**24.019**
8	11:03:55.922	**1:19.847**	+0.126	31.563	**24.025**	24.259

(291) Lex Aelbrecht

Lap	Time of Day	Lap Tm	Diff	S1 Tm	S2 Tm	S3 Tm
1	10:54:36.440	**1:27.623**	+7.605	35.158	26.976	25.489
2	10:56:01.267	**1:24.827**	+4.809	32.582	26.739	25.506
3	10:57:24.104	**1:22.837**	+2.819	32.531	25.557	24.749
4	10:58:46.074	**1:21.970**	+1.952	32.208	24.978	24.784
5	11:00:06.928	**1:20.854**	+0.836	31.815	24.069	24.970
6	11:01:27.280	**1:20.352**	+0.334	32.100	23.956	**24.296**
7	11:02:47.574	**1:20.294**	+0.276	**31.699**	24.101	24.494
8	11:04:07.592	**1:20.018**		31.699	**23.910**	24.409

(157) Senne Van der Aa

Lap	Time of Day	Lap Tm	Diff	S1 Tm	S2 Tm	S3 Tm
1	10:54:35.981	**1:26.046**	+6.007	35.377	25.642	25.027
2	10:55:57.304	**1:21.323**	+1.284	32.487	24.472	24.364
3	10:57:18.017	**1:20.713**	+0.674	31.951	24.436	24.326
4	10:58:38.056	**1:20.039**		**31.595**	**24.182**	**24.262**
5	10:59:58.885	**1:20.829**	+0.790	32.018	24.209	24.602
6	11:01:21.392	**1:22.507**	+2.468	32.668	24.552	25.287
7	11:02:41.792	**1:20.400**	+0.361	31.774	24.188	24.438
8	11:04:03.551	**1:21.759**	+1.720	32.324	25.049	24.386

(234) Tessa De Hondt

Lap	Time of Day	Lap Tm	Diff	S1 Tm	S2 Tm	S3 Tm
1	10:54:32.767	**1:25.081**	+4.827	35.256	24.890	24.935
2	10:55:54.992	**1:22.225**	+1.971	32.478	24.871	24.876
3	10:57:16.571	**1:21.579**	+1.325	32.635	24.578	24.366
4	10:58:37.191	**1:20.620**	+0.366	31.881	24.172	24.567
5	10:59:57.747	**1:20.556**	+0.302	31.946	**24.126**	24.484
6	11:01:18.716	**1:20.969**	+0.715	31.836	24.334	24.799
7	11:02:38.970	**1:20.254**		31.780	24.250	**24.224**
8	11:04:05.976	**1:27.006**	+6.752	**31.561**	30.723	24.722

(185) Sebe Vanderperren

Lap	Time of Day	Lap Tm	Diff	S1 Tm	S2 Tm	S3 Tm
1	10:54:30.757	**1:24.580**	+4.247	33.702	25.385	25.493
2	10:55:54.497	**1:23.740**	+3.407	32.545	25.066	26.129
3	10:57:16.029	**1:21.532**	+1.199	32.481	24.566	24.485
4	10:58:36.813	**1:20.784**	+0.451	31.842	24.564	24.378
5	10:59:58.679	**1:21.866**	+1.533	32.267	24.935	24.664
6	11:01:21.085	**1:22.406**	+2.073	32.455	24.512	25.439
7	11:02:41.418	**1:20.333**		**31.665**	**24.356**	**24.312**
8	11:04:03.657	**1:22.239**	+1.906	32.381	25.169	24.689

(153) Yelena Mary

Lap	Time of Day	Lap Tm	Diff	S1 Tm	S2 Tm	S3 Tm
1	10:54:27.044	**1:22.406**	+1.978	33.267	24.466	24.673
2	10:55:47.472	**1:20.428**		32.023	**23.973**	24.432
3	10:57:08.683	**1:21.211**	+0.783	32.302	24.185	24.724
4	10:58:29.338	**1:20.655**	+0.227	32.335	24.027	**24.293**
5	10:59:50.162	**1:20.824**	+0.396	31.950	24.168	24.706
6	11:01:12.176	**1:22.014**	+1.586	33.456	24.032	24.526
7	11:02:32.780	**1:20.604**	+0.176	31.982	24.087	24.535
8	11:03:53.330	**1:20.550**	+0.122	**31.808**	24.331	24.411

(298) Ruben Soete

Lap	Time of Day	Lap Tm	Diff	S1 Tm	S2 Tm	S3 Tm
1	10:54:32.444	**1:24.270**	+3.648	34.246	24.936	25.088
2	10:56:03.700	**1:31.256**	+10.634	32.398	33.819	25.039
3	10:57:25.058	**1:21.358**	+0.736	32.037	24.573	24.748
4	10:59:03.121	**1:38.063**	+17.441	47.831	25.480	24.752
5	11:00:23.743	**1:20.622**		32.060	**24.279**	**24.283**
6	11:01:45.576	**1:21.833**	+1.211	32.605	24.599	24.629
7	11:03:07.616	**1:22.040**	+1.418	**31.803**	24.871	25.366

(213) Liam Roelandts

Lap	Time of Day	Lap Tm	Diff	S1 Tm	S2 Tm	S3 Tm
1	10:54:32.969	**1:23.153**	+2.530	33.854	24.358	24.941

GK4 Kart Series Round 7

Formula Honda Junior-Senior — Genk 1,360 Km

Training 2 — 15.11.2026 10:53

Practice (10:00 Time) started at 10:52:53

Lap	Time of Day	Lap Tm	Diff	S1 Tm	S2 Tm	S3 Tm
2	10:55:54.646	**1:21.677**	+1.054	32.044	24.747	24.886
3	10:57:16.906	**1:22.260**	+1.637	32.728	24.956	**24.576**
4	10:58:37.529	**1:20.623**		31.723	**24.229**	24.671
5	10:59:58.664	**1:21.135**	+0.512	31.749	24.630	24.756
6	11:01:20.789	**1:22.125**	+1.502	32.261	24.859	25.005
7	11:02:41.420	**1:20.631**	+0.008	**31.639**	24.312	24.680
8	11:04:03.423	**1:22.003**	+1.380	32.345	25.002	24.656

(277) Andreas Deleus

Lap	Time of Day	Lap Tm	Diff	S1 Tm	S2 Tm	S3 Tm
1	10:54:30.259	**1:23.724**	+3.003	33.604	25.027	25.093
2	10:55:51.785	**1:21.526**	+0.805	32.517	24.442	24.567
3	10:57:13.263	**1:21.478**	+0.757	32.328	**24.357**	24.793
4	10:58:34.619	**1:21.356**	+0.635	32.123	24.573	24.660
5	10:59:55.837	**1:21.218**	+0.497	31.912	24.390	24.916
6	11:01:17.021	**1:21.184**	+0.463	32.206	24.448	24.530
7	11:02:37.742	**1:20.721**		**31.768**	24.492	**24.461**
8	11:03:59.259	**1:21.517**	+0.796	32.434	24.364	24.719

(108) Stefan Asenov

Lap	Time of Day	Lap Tm	Diff	S1 Tm	S2 Tm	S3 Tm
1	10:54:42.112	**1:24.632**	+3.667	33.933	25.510	25.189
2	10:56:04.715	**1:22.603**	+1.638	33.623	**22.956**	26.024
3	10:57:26.385	**1:21.670**	+0.705	32.370	24.587	24.713
4	10:58:47.767	**1:21.382**	+0.417	**31.939**	24.793	24.650
5	11:00:08.732	**1:20.965**		32.006	24.470	**24.489**
6	11:01:30.984	**1:22.252**	+1.287	32.992	24.404	24.856
7	11:02:52.218	**1:21.234**	+0.269	32.177	24.489	24.568
8	11:04:13.422	**1:21.204**	+0.239	32.064	24.555	24.585

(255) Thijs den Ouden

Lap	Time of Day	Lap Tm	Diff	S1 Tm	S2 Tm	S3 Tm
1	10:54:43.969	**1:27.672**	+6.345	35.526	26.321	25.825
2	10:56:08.728	**1:24.759**	+3.432	33.654	25.904	25.201
3	10:57:31.061	**1:22.333**	+1.006	32.473	25.244	24.616
4	10:58:52.418	**1:21.357**	+0.030	32.003	24.820	**24.534**
5	11:00:13.745	**1:21.327**		32.290	**24.388**	24.649
6	11:01:36.060	**1:22.315**	+0.988	33.074	24.649	24.592
7	11:03:19.000	**1:42.940**	+21.613	**31.825**	46.533	24.582

(274) Davey Van der Pijl

Lap	Time of Day	Lap Tm	Diff	S1 Tm	S2 Tm	S3 Tm
1	10:54:43.979	**1:24.205**	+2.815	33.909	25.216	25.080
2	10:56:08.173	**1:24.194**	+2.804	33.164	26.060	24.970
3	10:57:30.826	**1:22.653**	+1.263	32.925	25.175	**24.553**
4	10:59:00.215	**1:29.389**	+7.999	39.810	24.764	24.815
5	11:00:22.402	**1:22.187**	+0.797	32.473	25.103	24.611
6	11:01:44.800	**1:22.398**	+1.008	32.991	24.854	24.553
7	11:03:06.190	**1:21.390**		**32.113**	**24.690**	24.587

(177) Jordi Van Gorkom

Lap	Time of Day	Lap Tm	Diff	S1 Tm	S2 Tm	S3 Tm
1	10:54:43.051	**1:26.367**	+4.959	34.671	25.739	25.957
2	10:56:07.362	**1:24.311**	+2.903	33.396	25.838	25.077
3	10:57:29.783	**1:22.421**	+1.013	32.458	25.086	24.877
4	10:58:51.981	**1:22.198**	+0.790	32.510	24.999	**24.689**
5	11:00:13.389	**1:21.408**		**32.133**	**24.584**	24.691
6	11:01:37.220	**1:23.831**	+2.423	32.925	25.526	25.380
7	11:02:58.847	**1:21.627**	+0.219	32.158	24.698	24.771

(144) Jacky van Schie

Lap	Time of Day	Lap Tm	Diff	S1 Tm	S2 Tm	S3 Tm
1	10:54:41.162	**1:26.827**	+5.011	35.456	25.793	25.578
2	10:56:05.890	**1:24.728**	+2.912	33.837	25.582	25.309
3	10:57:29.196	**1:23.306**	+1.490	33.072	25.025	25.209
4	10:58:51.431	**1:22.235**	+0.419	32.481	25.104	**24.650**
5	11:00:13.247	**1:21.816**		32.341	**24.651**	24.824
6	11:01:36.510	**1:23.263**	+1.447	33.176	25.144	24.943
7	11:03:14.104	**1:37.594**	+15.778	**32.334**	40.219	25.041

(122) Ferre Van Calsteren

Lap	Time of Day	Lap Tm	Diff	S1 Tm	S2 Tm	S3 Tm
1	10:54:36.927	**1:27.764**	+5.793	36.291	25.939	25.534

Lap	Time of Day	Lap Tm	Diff	S1 Tm	S2 Tm	S3 Tm
2	10:56:00.817	**1:23.890**	+1.919	32.926	25.977	24.987
3	10:57:24.247	**1:23.430**	+1.459	33.014	25.549	24.867
4	10:58:46.500	**1:22.253**	+0.282	32.451	24.953	24.849
5	11:00:08.471	**1:21.971**		32.663	**24.848**	**24.460**
6	11:01:31.910	**1:23.439**	+1.468	33.466	25.097	24.876
7	11:02:54.367	**1:22.457**	+0.486	**32.307**	25.169	24.981

(208) Milo Van Enkhuijzen

Lap	Time of Day	Lap Tm	Diff	S1 Tm	S2 Tm	S3 Tm
1	10:54:41.126	**1:28.783**	+6.808	35.948	26.265	26.570
2	10:56:06.787	**1:25.661**	+3.686	34.430	25.994	25.237
3	10:57:29.358	**1:22.571**	+0.596	32.718	24.933	24.920
4	10:58:52.416	**1:23.058**	+1.083	32.972	25.441	**24.645**
5	11:00:14.391	**1:21.975**		32.812	**24.400**	24.763
6	11:01:37.186	**1:22.795**	+0.820	32.833	24.746	25.216
7	11:02:59.352	**1:22.166**	+0.191	**32.598**	24.602	24.966

(181) Seppe Verheyen

Lap	Time of Day	Lap Tm	Diff	S1 Tm	S2 Tm	S3 Tm
1	10:54:35.482	**1:26.175**	+4.131	35.100	25.912	25.163
2	10:55:58.577	**1:23.095**	+1.051	33.110	25.021	24.964
3	10:57:23.218	**1:24.641**	+2.597	34.880	25.021	24.740
4	10:58:46.199	**1:22.981**	+0.937	32.724	24.961	25.296
5	11:00:08.243	**1:22.044**		32.613	24.700	**24.731**
6	11:01:30.597	**1:22.354**	+0.310	**32.462**	**24.662**	25.230
7	11:02:59.439	**1:28.842**	+6.798	34.134	24.712	29.996

(183) Benoit Clauwaert

Lap	Time of Day	Lap Tm	Diff	S1 Tm	S2 Tm	S3 Tm
1	10:54:37.370	**1:25.893**	+3.628	34.892	25.663	25.338
2	10:56:01.702	**1:24.332**	+2.067	32.822	26.408	25.102
3	10:57:24.827	**1:23.125**	+0.860	33.042	25.234	**24.849**
4	10:58:47.717	**1:22.890**	+0.625	33.083	24.954	24.853
5	11:00:19.392	**1:31.675**	+9.410	32.780	32.846	26.049
6	11:01:41.975	**1:22.583**	+0.318	32.413	25.086	25.084
7	11:03:04.240	**1:22.265**		**32.233**	**24.864**	25.168

(184) Daan Vermeer

Lap	Time of Day	Lap Tm	Diff	S1 Tm	S2 Tm	S3 Tm
1	10:54:44.941	**1:25.838**	+3.409	35.405	25.188	25.245
2	10:56:10.391	**1:25.450**	+3.021	33.237	26.192	26.021
3	10:57:35.731	**1:25.340**	+2.911	33.579	26.081	25.680
4	10:58:59.673	**1:23.942**	+1.513	33.285	25.113	25.544
5	11:00:23.734	**1:24.061**	+1.632	33.418	**25.092**	25.551
6	11:01:47.755	**1:24.021**	+1.592	33.371	25.242	25.408
7	11:03:10.184	**1:22.429**		**32.136**	25.132	**25.161**

(214) Genayro Gunneweg

Lap	Time of Day	Lap Tm	Diff	S1 Tm	S2 Tm	S3 Tm
1	10:54:41.717	**1:26.930**	+3.815	35.386	25.975	25.569
2	10:56:08.820	**1:27.103**	+3.988	34.940	26.700	25.463
3	10:57:32.718	**1:23.898**	+0.783	33.401	25.234	25.263
4	10:58:56.315	**1:23.597**	+0.482	33.300	**24.994**	25.303
5	11:00:19.596	**1:23.281**	+0.166	33.267	25.111	**24.903**
6	11:01:42.711	**1:23.115**		**33.057**	25.046	25.012
7	11:03:05.946	**1:23.235**	+0.120	33.147	25.058	25.030

(266) Niek van Katwijk

Lap	Time of Day	Lap Tm	Diff	S1 Tm	S2 Tm	S3 Tm
1	10:54:40.869	**1:30.634**	+7.142	37.718	26.403	26.513
2	10:56:09.641	**1:28.772**	+5.280	35.426	26.942	26.404
3	10:57:34.458	**1:24.817**	+1.325	33.782	25.706	25.329
4	10:58:58.510	**1:24.052**	+0.560	33.290	25.269	25.493
5	11:00:22.002	**1:23.492**		33.188	**25.105**	**25.199**
6	11:01:46.587	**1:24.585**	+1.093	33.469	25.723	25.393
7	11:03:10.278	**1:23.691**	+0.199	**32.826**	25.394	25.471

(222) Jasper Eerdekens

Lap	Time of Day	Lap Tm	Diff	S1 Tm	S2 Tm	S3 Tm
1	10:54:41.023	**1:27.654**	+4.123	35.524	26.024	26.106
2	10:59:32.166	**4:51.143**	+3:27.612	34.348	3:50.184	26.611
3	11:00:57.779	**1:25.613**	+2.082	33.988	25.344	26.281
4	11:02:21.310	**1:23.531**		33.358	**25.009**	25.164

GK4 Kart Series Round 7

Formula Honda Junior-Senior — Genk 1,360 Km

Training 2 — 15.11.2026 10:53

Practice (10:00 Time) started at 10:52:53

Lap	Time of Day	Lap Tm	Diff	S1 Tm	S2 Tm	S3 Tm
5	11:04:11.139	**1:49.829**	+26.298	**33.318**	51.385	**25.126**

(106) Mike van Verseveld

Lap	Time of Day	Lap Tm	Diff	S1 Tm	S2 Tm	S3 Tm
1	10:54:43.742	**1:28.751**	+4.647	36.589	26.426	25.736
2	10:56:09.878	**1:26.136**	+2.032	34.019	26.340	25.777
3	10:57:35.221	**1:25.343**	+1.239	33.765	26.037	25.541
4	10:58:59.401	**1:24.180**	+0.076	33.417	25.398	**25.365**
5	11:00:23.505	**1:24.104**		**32.934**	25.607	25.563
6	11:01:47.693	**1:24.188**	+0.084	33.436	**25.320**	25.432
7	11:03:12.174	**1:24.481**	+0.377	33.420	25.442	25.619

(120) Xavi Arts

Lap	Time of Day	Lap Tm	Diff	S1 Tm	S2 Tm	S3 Tm
1	10:54:39.907	**1:29.549**	+5.035	37.051	26.100	26.398
2	10:56:12.288	**1:32.381**	+7.867	33.930	25.643	32.808
3	10:58:00.035	**1:47.747**	+23.233	55.628	26.165	25.954
4	10:59:25.524	**1:25.489**	+0.975	33.749	25.867	25.873
5	11:02:10.171	**2:44.647**	+1:20.133	**33.412**	25.718	25.944
6	11:03:34.685	**1:24.514**		33.492	**25.572**	**25.450**

GK4 Kart Series Round 7

Formula Honda Junior-Senior — **Genk 1,360 Km**

Training 3 — **15.11.2026 12:15**

Practice (10:00 Time) started at 12:14:51

Pos	No.	Name	NAT	Raceteam	Laps	Best Tm	Diff	Gap	In Lap	km/h
1	**212**	Warre Crets	BEL	DFK	**8**	**1:17.707**			5	63,006
2	**231**	Sam Oosterlynck	BEL	V.D. Racing	**8**	**1:17.719**	**0.012**	0.012	5	62,996
3	**211**	Matti Aernouts	BEL	DFK	**8**	**1:17.819**	**0.112**	0.100	3	62,915
4	**133**	Vince Janter	BEL	DFK	**8**	**1:17.864**	**0.157**	0.045	8	62,879
5	**108**	Stefan Asenov	BEL	DFK	**8**	**1:17.918**	**0.211**	0.054	6	62,835
6	**185**	Sebe Vanderperren	BEL	DFK	**8**	**1:18.036**	**0.329**	0.118	6	62,740
7	**209**	Gijs Frank	NLD	DFK	**8**	**1:18.219**	**0.512**	0.183	5	62,593
8	**298**	Ruben Soete	BEL	DFK	**8**	**1:18.318**	**0.611**	0.099	5	62,514
9	**255**	Thijs den Ouden	NLD	KWM	**8**	**1:18.623**	**0.916**	0.305	6	62,272
10	**102**	Karol Kotwis	POL	DFK	**8**	**1:18.669**	**0.962**	0.046	7	62,235
11	**270**	Ravi Claessens	BEL	DFK	**8**	**1:18.729**	**1.022**	0.060	8	62,188
12	**208**	Milo Van Enkhuijzen	NLD	DFK	**8**	**1:18.776**	**1.069**	0.047	7	62,151
13	**213**	Liam Roelandts	BEL	DFK	**8**	**1:18.784**	**1.077**	0.008	7	62,145
14	**153**	Yelena Mary	BEL	DFK	**8**	**1:18.822**	**1.115**	0.038	7	62,115
15	**122**	Ferre Van Calsteren	BEL	DFK	**8**	**1:18.879**	**1.172**	0.057	8	62,070
16	**144**	Jacky van Schie	NLD	KWM	**8**	**1:18.934**	**1.227**	0.055	8	62,027
17	**157**	Senne Van der Aa	BEL	DFK	**8**	**1:19.039**	**1.332**	0.105	6	61,944
18	**291**	Lex Aelbrecht	BEL		**8**	**1:19.210**	**1.503**	0.171	8	61,810
19	**277**	Andreas Deleus	BEL	DFK	**8**	**1:19.365**	**1.658**	0.155	6	61,690
20	**274**	Davey Van der Pijl	NLD	SignMind Academy B	**8**	**1:19.425**	**1.718**	0.060	8	61,643
21	**181**	Seppe Verheyen	BEL	DFK	**8**	**1:19.529**	**1.822**	0.104	6	61,562
22	**177**	Jordi Van Gorkom	NLD	SignMind Academy b	**8**	**1:19.575**	**1.868**	0.046	8	61,527
23	**234**	Tessa De Hondt	BEL	DFK	**8**	**1:19.611**	**1.904**	0.036	8	61,499
24	**184**	Daan Vermeer	NLD	SignMind Academy b	**8**	**1:19.633**	**1.926**	0.022	6	61,482
25	**183**	Benoit Clauwaert	BEL	DFK	**7**	**1:20.172**	**2.465**	0.539	7	61,069
26	**266**	Niek van Katwijk	NLD	DFK	**7**	**1:20.209**	**2.502**	0.037	7	61,041
27	**120**	Xavi Arts	NLD	DFK	**7**	**1:20.281**	**2.574**	0.072	7	60,986
28	**214**	Genayro Gunneweg	NLD	SignMind Academy b	**8**	**1:20.582**	**2.875**	0.301	7	60,758
29	**106**	Mike van Verseveld	NLD	SignMind Academy b	**7**	**1:20.963**	**3.256**	0.381	7	60,472
30	**222**	Jasper Eerdekens	BEL	TD Racing	**6**	**1:22.045**	**4.338**	1.082	6	59,675

Announcements

#120, 183 Warning

GK4 Kart Series Round 7

Formula Honda Junior-Senior

Genk 1,360 Km

Training 3

15.11.2026 12:15

Practice (10:00 Time) started at 12:14:51

(212) Warre Crets

Lap	Time of Day	Lap Tm	Diff	S1 Tm	S2 Tm	S3 Tm
1	12:16:31.391	**1:21.294**	+3.587	33.020	23.889	24.385
2	12:17:50.584	**1:19.193**	+1.486	31.395	23.865	23.933
3	12:19:08.860	**1:18.276**	+0.569	**30.625**	23.749	23.902
4	12:20:26.652	**1:17.792**	+0.085	30.784	**23.379**	23.629
5	12:21:44.359	**1:17.707**		30.715	23.418	**23.574**
6	12:23:02.350	**1:17.991**	+0.284	30.945	23.400	23.646
7	12:24:20.499	**1:18.149**	+0.442	30.914	23.445	23.790
8	12:25:38.602	**1:18.103**	+0.396	31.061	23.397	23.645

(231) Sam Oosterlynck

Lap	Time of Day	Lap Tm	Diff	S1 Tm	S2 Tm	S3 Tm
1	12:16:27.008	**1:21.946**	+4.227	33.158	24.505	24.283
2	12:17:46.795	**1:19.787**	+2.068	31.157	24.211	24.419
3	12:19:05.026	**1:18.231**	+0.512	31.135	23.506	23.590
4	12:20:23.152	**1:18.126**	+0.407	31.056	23.536	23.534
5	12:21:40.871	**1:17.719**		**30.982**	**23.303**	**23.434**
6	12:22:59.415	**1:18.544**	+0.825	31.452	23.631	23.461
7	12:24:17.801	**1:18.386**	+0.667	31.441	23.429	23.516
8	12:25:36.069	**1:18.268**	+0.549	31.330	23.434	23.504

(211) Matti Aernouts

Lap	Time of Day	Lap Tm	Diff	S1 Tm	S2 Tm	S3 Tm
1	12:16:31.195	**1:21.196**	+3.377	31.940	24.482	24.774
2	12:17:49.978	**1:18.783**	+0.964	31.334	23.698	23.751
3	12:19:07.797	**1:17.819**		**30.789**	**23.168**	23.862
4	12:20:26.216	**1:18.419**	+0.600	31.111	23.220	24.088
5	12:21:44.459	**1:18.243**	+0.424	31.002	23.340	23.901
6	12:23:02.467	**1:18.008**	+0.189	30.979	23.438	**23.591**
7	12:24:20.858	**1:18.391**	+0.572	31.029	23.474	23.888
8	12:25:38.765	**1:17.907**	+0.088	30.873	23.376	23.658

(133) Vince Janter

Lap	Time of Day	Lap Tm	Diff	S1 Tm	S2 Tm	S3 Tm
1	12:16:28.431	**1:21.991**	+4.127	33.309	24.660	24.022
2	12:17:47.663	**1:19.232**	+1.368	31.331	23.972	23.929
3	12:19:06.408	**1:18.745**	+0.881	**30.898**	23.848	23.999
4	12:20:25.054	**1:18.646**	+0.782	31.340	23.518	23.788
5	12:21:43.417	**1:18.363**	+0.499	31.133	23.452	23.778
6	12:23:02.081	**1:18.664**	+0.800	31.233	23.639	23.792
7	12:24:20.985	**1:18.904**	+1.040	31.518	23.649	23.737
8	12:25:38.849	**1:17.864**		30.973	**23.320**	**23.571**

(108) Stefan Asenov

Lap	Time of Day	Lap Tm	Diff	S1 Tm	S2 Tm	S3 Tm
1	12:16:30.901	**1:22.116**	+4.198	32.992	24.529	24.595
2	12:17:49.563	**1:18.662**	+0.744	31.165	23.651	23.846
3	12:19:09.022	**1:19.459**	+1.541	31.517	24.076	23.866
4	12:20:27.331	**1:18.309**	+0.391	30.977	23.461	23.871
5	12:21:45.305	**1:17.974**	+0.056	30.970	23.257	**23.747**
6	12:23:03.223	**1:17.918**		30.926	**23.203**	23.789
7	12:24:21.601	**1:18.378**	+0.460	31.091	23.431	23.856
8	12:25:39.739	**1:18.138**	+0.220	**30.905**	23.280	23.953

(185) Sebe Vanderperren

Lap	Time of Day	Lap Tm	Diff	S1 Tm	S2 Tm	S3 Tm
1	12:16:33.421	**1:25.192**	+7.156	35.713	25.085	24.394
2	12:17:52.725	**1:19.304**	+1.268	31.638	23.863	23.803
3	12:19:12.198	**1:19.473**	+1.437	31.400	24.040	24.033
4	12:20:31.204	**1:19.006**	+0.970	31.117	23.741	24.148
5	12:21:50.024	**1:18.820**	+0.784	31.210	23.605	24.005
6	12:23:08.060	**1:18.036**		**30.860**	**23.418**	23.758
7	12:24:26.456	**1:18.396**	+0.360	30.990	23.754	**23.652**
8	12:25:45.595	**1:19.139**	+1.103	31.122	24.042	23.975

(209) Gijs Frank

Lap	Time of Day	Lap Tm	Diff	S1 Tm	S2 Tm	S3 Tm
1	12:16:30.476	**1:22.281**	+4.062	32.552	25.233	24.496
2	12:17:49.016	**1:18.540**	+0.321	31.019	23.544	23.977
3	12:19:07.308	**1:18.292**	+0.073	31.020	23.460	23.812
4	12:20:25.917	**1:18.609**	+0.390	31.189	**23.430**	23.990
5	12:21:44.136	**1:18.219**		31.022	23.455	23.742
6	12:23:02.811	**1:18.675**	+0.456	30.905	23.946	23.824
7	12:24:21.264	**1:18.453**	+0.234	30.938	23.775	**23.740**
8	12:25:39.550	**1:18.286**	+0.067	**30.903**	23.508	23.875

(298) Ruben Soete

Lap	Time of Day	Lap Tm	Diff	S1 Tm	S2 Tm	S3 Tm
1	12:16:27.221	**1:21.570**	+3.252	32.591	24.706	24.273
2	12:17:47.049	**1:19.828**	+1.510	31.275	24.017	24.536
3	12:19:15.338	**1:28.289**	+9.971	31.365	32.984	23.940
4	12:20:34.536	**1:19.198**	+0.880	31.168	23.913	24.117
5	12:21:52.854	**1:18.318**		**30.783**	23.660	23.875
6	12:23:11.928	**1:19.074**	+0.756	31.408	23.823	23.843
7	12:24:30.915	**1:18.987**	+0.669	30.887	**23.618**	24.482
8	12:25:51.814	**1:20.899**	+2.581	31.127	26.127	**23.645**

(255) Thijs den Ouden

Lap	Time of Day	Lap Tm	Diff	S1 Tm	S2 Tm	S3 Tm
1	12:16:38.616	**1:25.038**	+6.415	33.539	26.613	24.886
2	12:17:59.235	**1:20.619**	+1.996	32.041	24.451	24.127
3	12:19:19.023	**1:19.788**	+1.165	31.853	23.855	24.080
4	12:20:38.173	**1:19.150**	+0.527	31.401	23.753	23.996
5	12:21:57.305	**1:19.132**	+0.509	31.268	23.566	24.298
6	12:23:15.928	**1:18.623**		31.183	**23.548**	**23.892**
7	12:24:34.906	**1:18.978**	+0.355	**31.176**	23.804	23.998
8	12:25:53.742	**1:18.836**	+0.213	31.304	23.562	23.970

(102) Karol Kotwis

Lap	Time of Day	Lap Tm	Diff	S1 Tm	S2 Tm	S3 Tm
1	12:16:32.554	**1:21.898**	+3.229	33.086	24.798	24.014
2	12:17:51.775	**1:19.221**	+0.552	31.331	23.907	23.983
3	12:19:11.083	**1:19.308**	+0.639	31.479	23.857	23.972
4	12:20:30.083	**1:19.000**	+0.331	31.338	23.778	**23.884**
5	12:21:48.929	**1:18.846**	+0.177	31.059	23.788	23.999
6	12:23:07.688	**1:18.759**	+0.090	31.229	**23.508**	24.022
7	12:24:26.357	**1:18.669**		**31.045**	23.734	23.890
8	12:25:46.319	**1:19.962**	+1.293	31.098	24.904	23.960

(270) Ravi Claessens

Lap	Time of Day	Lap Tm	Diff	S1 Tm	S2 Tm	S3 Tm
1	12:16:33.170	**1:22.748**	+4.019	33.327	25.110	24.311
2	12:17:52.625	**1:19.455**	+0.726	31.283	23.950	24.222
3	12:19:26.874	**1:34.249**	+15.520	45.350	24.368	24.531
4	12:20:47.031	**1:20.157**	+1.428	31.673	24.055	24.429
5	12:22:06.138	**1:19.107**	+0.378	31.148	23.877	24.082
6	12:23:26.636	**1:20.498**	+1.769	31.816	24.555	24.127
7	12:24:45.476	**1:18.840**	+0.111	31.246	**23.534**	**24.060**
8	12:26:04.205	**1:18.729**		**31.093**	23.566	24.070

(208) Milo Van Enkhuijzen

Lap	Time of Day	Lap Tm	Diff	S1 Tm	S2 Tm	S3 Tm
1	12:16:40.376	**1:25.741**	+6.965	33.916	25.858	25.967
2	12:18:01.774	**1:21.398**	+2.622	32.719	24.273	24.406
3	12:19:22.262	**1:20.488**	+1.712	31.778	23.930	24.780
4	12:20:41.300	**1:19.038**	+0.262	31.161	23.890	**23.987**
5	12:22:00.569	**1:19.269**	+0.493	31.193	23.831	24.245
6	12:23:19.605	**1:19.036**	+0.260	31.139	23.712	24.185
7	12:24:38.381	**1:18.776**		**30.980**	23.679	24.117
8	12:25:57.457	**1:19.076**	+0.300	31.277	**23.609**	24.190

(213) Liam Roelandts

Lap	Time of Day	Lap Tm	Diff	S1 Tm	S2 Tm	S3 Tm
1	12:16:26.920	**1:21.625**	+2.841	32.812	24.424	24.389
2	12:17:46.686	**1:19.766**	+0.982	31.141	24.149	24.476
3	12:19:07.073	**1:20.387**	+1.603	31.590	23.996	24.801
4	12:20:29.416	**1:22.343**	+3.559	31.755	26.270	24.318
5	12:21:49.146	**1:19.730**	+0.946	31.478	23.896	24.356
6	12:23:08.471	**1:19.325**	+0.541	31.201	23.785	24.339
7	12:24:27.255	**1:18.784**		**31.018**	23.767	23.999
8	12:25:46.229	**1:18.974**	+0.190	31.273	**23.727**	**23.974**

(153) Yelena Mary

GK4 Kart Series Round 7

Formula Honda Junior-Senior — Genk 1,360 Km

Training 3 — 15.11.2026 12:15

Practice (10:00 Time) started at 12:14:51

Lap	Time of Day	Lap Tm	Diff	S1 Tm	S2 Tm	S3 Tm
1	12:16:28.949	**1:22.791**	+3.969	33.523	24.950	24.318
2	12:17:48.033	**1:19.084**	+0.262	31.268	23.790	24.026
3	12:19:14.403	**1:26.370**	+7.548	31.117	31.041	24.212
4	12:20:49.812	**1:35.409**	+16.587	31.279	23.716	40.414
5	12:22:08.886	**1:19.074**	+0.252	31.344	23.708	24.022
6	12:23:28.912	**1:20.026**	+1.204	31.596	24.350	24.080
7	12:24:47.734	**1:18.822**		**31.043**	23.813	23.966
8	12:26:06.653	**1:18.919**	+0.097	31.425	**23.534**	**23.960**

(122) Ferre Van Calsteren

Lap	Time of Day	Lap Tm	Diff	S1 Tm	S2 Tm	S3 Tm
1	12:16:37.508	**1:28.034**	+9.155	36.891	26.185	24.958
2	12:17:58.652	**1:21.144**	+2.265	32.023	24.416	24.705
3	12:19:19.106	**1:20.454**	+1.575	32.053	24.064	24.337
4	12:20:39.056	**1:19.950**	+1.071	31.543	24.071	24.336
5	12:21:58.022	**1:18.966**	+0.087	31.293	23.802	**23.871**
6	12:23:17.422	**1:19.400**	+0.521	31.294	23.872	24.234
7	12:24:36.891	**1:19.469**	+0.590	31.835	**23.697**	23.937
8	12:25:55.770	**1:18.879**		**31.110**	23.875	23.894

(144) Jacky van Schie

Lap	Time of Day	Lap Tm	Diff	S1 Tm	S2 Tm	S3 Tm
1	12:16:39.620	**1:25.326**	+6.392	34.694	25.633	24.999
2	12:18:01.426	**1:21.806**	+2.872	32.754	24.544	24.508
3	12:19:22.454	**1:21.028**	+2.094	32.255	24.051	24.722
4	12:20:44.433	**1:21.979**	+3.045	33.254	24.666	24.059
5	12:22:03.683	**1:19.250**	+0.316	31.512	23.784	23.954
6	12:23:22.936	**1:19.253**	+0.319	31.471	23.763	24.019
7	12:24:41.936	**1:19.000**	+0.066	**31.156**	23.898	**23.946**
8	12:26:00.870	**1:18.934**		31.219	**23.687**	24.028

(157) Senne Van der Aa

Lap	Time of Day	Lap Tm	Diff	S1 Tm	S2 Tm	S3 Tm
1	12:16:31.562	**1:24.011**	+4.972	33.406	25.597	25.008
2	12:17:52.149	**1:20.587**	+1.548	31.844	24.383	24.360
3	12:19:12.819	**1:20.670**	+1.631	32.010	24.530	24.130
4	12:20:32.512	**1:19.693**	+0.654	31.389	24.084	24.220
5	12:21:51.905	**1:19.393**	+0.354	31.450	23.815	24.128
6	12:23:10.944	**1:19.039**		**31.264**	**23.686**	24.089
7	12:24:30.188	**1:19.244**	+0.205	31.501	23.775	23.968
8	12:25:49.778	**1:19.590**	+0.551	31.636	24.180	**23.774**

(291) Lex Aelbrecht

Lap	Time of Day	Lap Tm	Diff	S1 Tm	S2 Tm	S3 Tm
1	12:16:31.012	**1:23.968**	+4.758	33.290	25.711	24.967
2	12:17:51.719	**1:20.707**	+1.497	32.172	24.225	24.310
3	12:19:12.697	**1:20.978**	+1.768	32.032	24.633	24.313
4	12:20:33.357	**1:20.660**	+1.450	31.909	23.971	24.780
5	12:21:52.786	**1:19.429**	+0.219	**31.405**	23.858	24.166
6	12:23:12.552	**1:19.766**	+0.556	31.641	24.013	24.112
7	12:24:32.190	**1:19.638**	+0.428	31.457	23.948	24.233
8	12:25:51.400	**1:19.210**		31.547	**23.618**	**24.045**

(277) Andreas Deleus

Lap	Time of Day	Lap Tm	Diff	S1 Tm	S2 Tm	S3 Tm
1	12:16:30.176	**1:23.787**	+4.422	33.601	25.745	24.441
2	12:17:51.377	**1:21.201**	+1.836	32.651	24.188	24.362
3	12:19:11.559	**1:20.182**	+0.817	31.616	24.231	24.335
4	12:20:31.200	**1:19.641**	+0.276	31.486	23.831	24.324
5	12:21:51.300	**1:20.100**	+0.735	31.849	23.999	24.252
6	12:23:10.665	**1:19.365**		**31.276**	**23.827**	24.262
7	12:24:30.285	**1:19.620**	+0.255	31.553	23.891	24.176
8	12:25:49.699	**1:19.414**	+0.049	31.441	23.881	**24.092**

(274) Davey Van der Pijl

Lap	Time of Day	Lap Tm	Diff	S1 Tm	S2 Tm	S3 Tm
1	12:16:36.560	**1:24.446**	+5.021	33.980	25.185	25.281
2	12:17:57.598	**1:21.038**	+1.613	32.141	24.387	24.510
3	12:19:18.642	**1:21.044**	+1.619	32.547	24.286	24.211
4	12:20:39.586	**1:20.944**	+1.519	32.101	24.615	24.228
5	12:21:59.353	**1:19.767**	+0.342	31.557	24.110	24.100
6	12:23:19.255	**1:19.902**	+0.477	31.776	**23.940**	24.186
7	12:24:39.122	**1:19.867**	+0.442	31.643	24.031	24.193
8	12:25:58.547	**1:19.425**		**31.419**	24.039	**23.967**

(181) Seppe Verheyen

Lap	Time of Day	Lap Tm	Diff	S1 Tm	S2 Tm	S3 Tm
1	12:16:29.969	**1:24.069**	+4.540	33.902	25.497	24.670
2	12:17:51.284	**1:21.315**	+1.786	32.228	24.568	24.519
3	12:19:12.126	**1:20.842**	+1.313	32.068	24.347	24.427
4	12:20:32.616	**1:20.490**	+0.961	31.837	24.204	24.449
5	12:21:52.494	**1:19.878**	+0.349	31.686	24.078	**24.114**
6	12:23:12.023	**1:19.529**		**31.463**	**23.866**	24.200
7	12:24:32.057	**1:20.034**	+0.505	31.596	24.055	24.383
8	12:25:52.187	**1:20.130**	+0.601	31.842	23.996	24.292

(177) Jordi Van Gorkom

Lap	Time of Day	Lap Tm	Diff	S1 Tm	S2 Tm	S3 Tm
1	12:16:36.104	**1:23.862**	+4.287	34.042	25.175	24.645
2	12:17:57.265	**1:21.161**	+1.586	31.850	24.942	24.369
3	12:19:17.861	**1:20.596**	+1.021	31.878	24.344	24.374
4	12:20:37.953	**1:20.092**	+0.517	31.628	24.203	24.261
5	12:21:57.711	**1:19.758**	+0.183	31.591	24.042	24.125
6	12:23:17.418	**1:19.707**	+0.132	31.405	23.943	24.359
7	12:24:37.292	**1:19.874**	+0.299	32.005	**23.866**	**24.003**
8	12:25:56.867	**1:19.575**		**31.280**	24.197	24.098

(234) Tessa De Hondt

Lap	Time of Day	Lap Tm	Diff	S1 Tm	S2 Tm	S3 Tm
1	12:16:32.379	**1:22.476**	+2.865	33.748	24.447	24.281
2	12:17:52.534	**1:20.155**	+0.544	31.829	24.080	24.246
3	12:19:26.729	**1:34.195**	+14.584	45.315	24.293	24.587
4	12:20:46.671	**1:19.942**	+0.331	31.670	24.085	24.187
5	12:22:06.486	**1:19.815**	+0.204	32.009	23.935	**23.871**
6	12:23:26.583	**1:20.097**	+0.486	**31.435**	24.186	24.476
7	12:24:46.456	**1:19.873**	+0.262	31.775	23.835	24.263
8	12:26:06.067	**1:19.611**		31.494	**23.748**	24.369

(184) Daan Vermeer

Lap	Time of Day	Lap Tm	Diff	S1 Tm	S2 Tm	S3 Tm
1	12:16:40.590	**1:27.243**	+7.610	34.636	26.593	26.014
2	12:18:02.993	**1:22.403**	+2.770	32.564	24.868	24.971
3	12:19:24.127	**1:21.134**	+1.501	32.690	**23.984**	24.460
4	12:20:46.036	**1:21.909**	+2.276	32.508	24.972	24.429
5	12:22:08.195	**1:22.159**	+2.526	33.102	24.420	24.637
6	12:23:27.828	**1:19.633**		**31.471**	23.988	**24.174**
7	12:24:48.020	**1:20.192**	+0.559	31.775	24.053	24.364
8	12:26:08.579	**1:20.559**	+0.926	32.166	24.052	24.341

(183) Benoit Clauwaert

Lap	Time of Day	Lap Tm	Diff	S1 Tm	S2 Tm	S3 Tm
1	12:16:37.866	**1:26.841**	+6.669	35.444	26.644	24.753
2	12:17:59.079	**1:21.213**	+1.041	32.013	24.626	24.574
3	12:19:21.050	**1:21.971**	+1.799	32.619	24.649	24.703
4	12:20:45.616	**1:24.566**	+4.394	35.742	24.389	24.435
5	12:22:06.576	**1:20.960**	+0.788	32.107	24.376	24.477
6	12:23:32.020	**1:25.444**	+5.272	31.715	29.409	24.320
7	12:24:52.192	**1:20.172**		**31.666**	**24.205**	**24.301**

(266) Niek van Katwijk

Lap	Time of Day	Lap Tm	Diff	S1 Tm	S2 Tm	S3 Tm
1	12:16:35.018	**1:26.410**	+6.201	35.965	25.510	24.935
2	12:17:56.935	**1:21.917**	+1.708	32.294	24.969	24.654
3	12:19:21.093	**1:24.158**	+3.949	34.893	24.951	24.314
4	12:20:43.176	**1:22.083**	+1.874	33.235	24.399	24.449
5	12:22:14.447	**1:31.271**	+11.062	**31.861**	34.784	24.626
6	12:23:35.344	**1:20.897**	+0.688	32.020	24.416	24.461
7	12:24:55.553	**1:20.209**		31.956	**24.195**	**24.058**

(120) Xavi Arts

Lap	Time of Day	Lap Tm	Diff	S1 Tm	S2 Tm	S3 Tm
1	12:16:38.373	**1:27.818**	+7.537	36.042	26.701	25.075
2	12:17:59.831	**1:21.458**	+1.177	32.017	24.859	24.582
3	12:19:22.115	**1:22.284**	+2.003	32.411	25.039	24.834
4	12:20:43.595	**1:21.480**	+1.199	32.555	**24.201**	24.724

GK4 Kart Series Round 7

Formula Honda Junior-Senior — Genk 1,360 Km

Training 3 — 15.11.2026 12:15

Practice (10:00 Time) started at 12:14:51

Lap	Time of Day	Lap Tm	Diff	S1 Tm	S2 Tm	S3 Tm
5	12:22:11.834	**1:28.239**	+7.958	31.642	31.914	24.683
6	12:23:32.331	**1:20.497**	+0.216	31.706	24.416	24.375
7	12:24:52.612	**1:20.281**		**31.580**	24.400	**24.301**

(214) Genayro Gunneweg

Lap	Time of Day	Lap Tm	Diff	S1 Tm	S2 Tm	S3 Tm
1	12:16:38.486	**1:25.955**	+5.373	34.172	26.841	24.942
2	12:18:00.150	**1:21.664**	+1.082	32.642	24.501	24.521
3	12:19:22.348	**1:22.198**	+1.616	32.460	24.822	24.916
4	12:20:43.903	**1:21.555**	+0.973	32.949	24.381	**24.225**
5	12:22:04.913	**1:21.010**	+0.428	32.453	24.320	24.237
6	12:23:26.810	**1:21.897**	+1.315	32.607	24.819	24.471
7	12:24:47.392	**1:20.582**		**32.008**	24.245	24.329
8	12:26:08.480	**1:21.088**	+0.506	32.397	**24.119**	24.572

(106) Mike van Verseveld

Lap	Time of Day	Lap Tm	Diff	S1 Tm	S2 Tm	S3 Tm
1	12:16:39.455	**1:26.756**	+5.793	34.241	26.949	25.566
2	12:18:01.867	**1:22.412**	+1.449	32.341	24.912	25.159
3	12:19:23.933	**1:22.066**	+1.103	32.418	24.656	24.992
4	12:20:45.525	**1:21.592**	+0.629	32.305	24.546	24.741
5	12:22:08.080	**1:22.555**	+1.592	33.291	24.577	**24.687**
6	12:23:29.642	**1:21.562**	+0.599	32.251	24.424	24.887
7	12:24:50.605	**1:20.963**		**31.948**	24.274	24.741

(222) Jasper Eerdekens

Lap	Time of Day	Lap Tm	Diff	S1 Tm	S2 Tm	S3 Tm
1	12:16:39.495	**1:27.352**	+5.307	35.684	26.398	25.270
2	12:18:02.845	**1:23.350**	+1.305	32.947	25.351	25.052
3	12:19:53.266	**1:50.421**	+28.376	32.666	52.936	24.819
4	12:21:15.460	**1:22.194**	+0.149	32.940	24.604	**24.650**
5	12:24:00.593	**2:45.133**	+1:23.088	**32.401**	24.868	1:47.864
6	12:25:22.638	**1:22.045**		32.892	**24.431**	24.722

GK4 Kart Series Round 7

Formula Honda Junior-Senior — **Genk 1,360 Km**

Training 4 — **15.11.2026 14:05**

Practice (10:00 Time) started at 14:06:50

Pos	No.	Name	NAT	Raceteam	Laps	Best Tm	Diff	Gap	In Lap	km/h
1	**274**	Davey Van der Pijl	NLD	SignMind Academy B	**9**	**1:06.407**			9	73,727
2	**133**	Vince Janter	BEL	DFK	**9**	**1:06.413**	**0.006**	0.006	8	73,721
3	**211**	Matti Aernouts	BEL	DFK	**9**	**1:06.468**	**0.061**	0.055	9	73,660
4	**185**	Sebe Vanderperren	BEL	DFK	**9**	**1:06.765**	**0.358**	0.297	8	73,332
5	**234**	Tessa De Hondt	BEL	DFK	**9**	**1:06.840**	**0.433**	0.075	8	73,250
6	**209**	Gijs Frank	NLD	DFK	**9**	**1:06.922**	**0.515**	0.082	9	73,160
7	**153**	Yelena Mary	BEL	DFK	**9**	**1:07.059**	**0.652**	0.137	9	73,010
8	**277**	Andreas Deleus	BEL	DFK	**9**	**1:07.078**	**0.671**	0.019	9	72,990
9	**108**	Stefan Asenov	BEL	DFK	**9**	**1:07.110**	**0.703**	0.032	8	72,955
10	**298**	Ruben Soete	BEL	DFK	**9**	**1:07.405**	**0.998**	0.295	8	72,636
11	**157**	Senne Van der Aa	BEL	DFK	**9**	**1:07.430**	**1.023**	0.025	9	72,609
12	**102**	Karol Kotwis	POL	DFK	**9**	**1:07.526**	**1.119**	0.096	8	72,505
13	**270**	Ravi Claessens	BEL	DFK	**9**	**1:07.656**	**1.249**	0.130	9	72,366
14	**208**	Milo Van Enkhuijzen	NLD	DFK	**9**	**1:07.850**	**1.443**	0.194	7	72,159
15	**266**	Niek van Katwijk	NLD	DFK	**9**	**1:08.089**	**1.682**	0.239	9	71,906
16	**177**	Jordi Van Gorkom	NLD	SignMind Academy b	**9**	**1:08.185**	**1.778**	0.096	5	71,805
17	**122**	Ferre Van Calsteren	BEL	DFK	**9**	**1:08.244**	**1.837**	0.059	9	71,743
18	**213**	Liam Roelandts	BEL	DFK	**9**	**1:08.509**	**2.102**	0.265	9	71,465
19	**183**	Benoit Clauwaert	BEL	DFK	**9**	**1:08.585**	**2.178**	0.076	9	71,386
20	**291**	Lex Aelbrecht	BEL		**9**	**1:08.753**	**2.346**	0.168	9	71,211
21	**181**	Seppe Verheyen	BEL	DFK	**8**	**1:09.666**	**3.259**	0.913	8	70,278
22	**120**	Xavi Arts	NLD	DFK	**8**	**1:09.670**	**3.263**	0.004	5	70,274
23	**106**	Mike van Verseveld	NLD	SignMind Academy b	**8**	**1:09.734**	**3.327**	0.064	8	70,210
24	**222**	Jasper Eerdekens	BEL	TD Racing	**5**	**1:10.432**	**4.025**	0.698	4	69,514
25	**144**	Jacky van Schie	NLD	KWM	**8**	**1:10.952**	**4.545**	0.520	6	69,004
26	**212**	Warre Crets	BEL	DFK	**2**	**1:11.399**	**4.992**	0.447	2	68,572
27	**184**	Daan Vermeer	NLD	SignMind Academy b	**8**	**1:11.851**	**5.444**	0.452	8	68,141
28	**231**	Sam Oosterlynck	BEL	V.D. Racing	**8**	**1:12.232**	**5.825**	0.381	2	67,782
29	**214**	Genayro Gunneweg	NLD	SignMind Academy b	**8**	**1:12.469**	**6.062**	0.237	4	67,560
30	**255**	Thijs den Ouden	NLD	KWM	**8**	**1:13.260**	**6.853**	0.791	2	66,830

GK4 Kart Series Round 7

Formula Honda Junior-Senior — Genk 1,360 Km

Training 4 — 15.11.2026 14:05

Practice (10:00 Time) started at 14:06:50

(274) Davey Van der Pijl

Lap	Time of Day	Lap Tm	Diff	S1 Tm	S2 Tm	S3 Tm
1	14:08:31.880	**1:20.865**	+14.458	32.250	26.426	22.189
2	14:09:44.108	**1:12.228**	+5.821	29.543	20.808	21.877
3	14:10:54.618	**1:10.510**	+4.103	27.748	21.021	21.741
4	14:12:02.981	**1:08.363**	+1.956	27.890	19.924	20.549
5	14:13:11.183	**1:08.202**	+1.795	27.869	19.913	20.420
6	14:14:18.463	**1:07.280**	+0.873	27.375	19.674	20.231
7	14:15:26.132	**1:07.669**	+1.262	27.119	19.543	21.007
8	14:16:35.317	**1:09.185**	+2.778	28.109	20.500	20.576
9	14:17:41.724	**1:06.407**		**27.078**	**19.334**	**19.995**

(153) Yelena Mary

Lap	Time of Day	Lap Tm	Diff	S1 Tm	S2 Tm	S3 Tm
1	14:08:18.430	**1:14.849**	+7.790	32.086	21.295	21.468
2	14:09:27.575	**1:09.145**	+2.086	28.057	20.263	20.825
3	14:10:36.082	**1:08.507**	+1.448	28.017	19.855	20.635
4	14:11:50.567	**1:14.485**	+7.426	33.704	20.155	20.626
5	14:12:58.423	**1:07.856**	+0.797	27.568	19.755	20.533
6	14:14:05.683	**1:07.260**	+0.201	**27.166**	19.735	20.359
7	14:15:12.857	**1:07.174**	+0.115	27.172	19.650	20.352
8	14:16:19.969	**1:07.112**	+0.053	27.179	19.558	20.375
9	14:17:27.028	**1:07.059**		27.431	**19.497**	**20.131**

(133) Vince Janter

Lap	Time of Day	Lap Tm	Diff	S1 Tm	S2 Tm	S3 Tm
1	14:08:21.234	**1:17.037**	+10.624	32.675	22.432	21.930
2	14:09:32.531	**1:11.297**	+4.884	28.861	20.683	21.753
3	14:10:41.655	**1:09.124**	+2.711	28.143	20.068	20.913
4	14:11:50.373	**1:08.718**	+2.305	28.035	19.998	20.685
5	14:12:58.093	**1:07.720**	+1.307	27.475	19.646	20.599
6	14:14:05.219	**1:07.126**	+0.713	27.395	19.498	20.233
7	14:15:12.224	**1:07.005**	+0.592	27.097	19.652	20.256
8	14:16:18.637	**1:06.413**		**26.887**	19.578	**19.948**
9	14:17:25.449	**1:06.812**	+0.399	27.437	**19.356**	20.019

(277) Andreas Deleus

Lap	Time of Day	Lap Tm	Diff	S1 Tm	S2 Tm	S3 Tm
1	14:08:17.199	**1:14.439**	+7.361	31.461	21.339	21.639
2	14:09:27.442	**1:10.243**	+3.165	28.245	20.435	21.563
3	14:10:37.303	**1:09.861**	+2.783	28.303	19.951	21.607
4	14:11:46.522	**1:09.219**	+2.141	28.186	20.071	20.962
5	14:12:54.711	**1:08.189**	+1.111	27.644	19.665	20.880
6	14:14:02.449	**1:07.738**	+0.660	**27.343**	19.575	20.820
7	14:15:10.228	**1:07.779**	+0.701	27.486	19.480	20.813
8	14:16:18.171	**1:07.943**	+0.865	27.442	19.983	20.518
9	14:17:25.249	**1:07.078**		27.378	**19.381**	**20.319**

(211) Matti Aernouts

Lap	Time of Day	Lap Tm	Diff	S1 Tm	S2 Tm	S3 Tm
1	14:08:21.669	**1:16.012**	+9.544	31.626	22.129	22.257
2	14:09:44.414	**1:22.745**	+16.277	40.381	20.528	21.836
3	14:10:55.148	**1:10.734**	+4.266	27.876	20.802	22.056
4	14:12:03.257	**1:08.109**	+1.641	27.525	20.061	20.523
5	14:13:11.860	**1:08.603**	+2.135	27.992	20.251	20.360
6	14:14:19.566	**1:07.706**	+1.238	27.773	19.680	20.253
7	14:15:26.138	**1:06.572**	+0.104	**26.926**	19.482	20.164
8	14:16:34.500	**1:08.362**	+1.894	27.994	20.055	20.313
9	14:17:40.968	**1:06.468**		27.086	**19.309**	**20.073**

(108) Stefan Asenov

Lap	Time of Day	Lap Tm	Diff	S1 Tm	S2 Tm	S3 Tm
1	14:08:21.740	**1:15.940**	+8.830	31.610	22.121	22.209
2	14:09:33.007	**1:11.267**	+4.157	28.470	20.610	22.187
3	14:10:44.040	**1:11.033**	+3.923	28.207	20.931	21.895
4	14:11:53.176	**1:09.136**	+2.026	27.921	20.156	21.059
5	14:13:03.685	**1:10.509**	+3.399	29.201	20.410	20.898
6	14:14:11.295	**1:07.610**	+0.500	27.624	19.592	20.394
7	14:15:18.843	**1:07.548**	+0.438	27.466	19.626	20.456
8	14:16:25.953	**1:07.110**		**27.260**	**19.457**	**20.393**
9	14:17:33.649	**1:07.696**	+0.586	27.261	19.660	20.775

(185) Sebe Vanderperren

Lap	Time of Day	Lap Tm	Diff	S1 Tm	S2 Tm	S3 Tm
1	14:08:17.907	**1:14.516**	+7.751	32.158	21.158	21.200
2	14:09:27.258	**1:09.351**	+2.586	28.273	20.202	20.876
3	14:10:35.669	**1:08.411**	+1.646	27.991	19.772	20.648
4	14:11:43.705	**1:08.036**	+1.271	27.604	19.856	20.576
5	14:12:50.935	**1:07.230**	+0.465	27.411	19.466	20.353
6	14:13:57.961	**1:07.026**	+0.261	27.359	19.421	**20.246**
7	14:15:04.995	**1:07.034**	+0.269	27.387	19.368	20.279
8	14:16:11.760	**1:06.765**		**27.154**	19.356	20.255
9	14:17:18.713	**1:06.953**	+0.188	27.349	**19.327**	20.277

(298) Ruben Soete

Lap	Time of Day	Lap Tm	Diff	S1 Tm	S2 Tm	S3 Tm
1	14:08:19.188	**1:15.246**	+7.841	32.029	21.328	21.889
2	14:09:28.446	**1:09.258**	+1.853	27.808	20.306	21.144
3	14:10:37.782	**1:09.336**	+1.931	27.495	20.116	21.725
4	14:11:46.773	**1:08.991**	+1.586	27.890	20.002	21.099
5	14:12:55.120	**1:08.347**	+0.942	27.494	19.836	21.017
6	14:14:02.884	**1:07.764**	+0.359	**27.485**	19.840	20.439
7	14:15:11.040	**1:08.156**	+0.751	27.671	19.807	20.678
8	14:16:18.445	**1:07.405**		27.515	**19.646**	**20.244**
9	14:17:26.761	**1:08.316**	+0.911	27.950	19.981	20.385

(234) Tessa De Hondt

Lap	Time of Day	Lap Tm	Diff	S1 Tm	S2 Tm	S3 Tm
1	14:08:24.224	**1:17.500**	+10.660	33.023	22.043	22.434
2	14:09:35.561	**1:11.337**	+4.497	29.477	20.468	21.392
3	14:10:45.008	**1:09.447**	+2.607	28.628	20.042	20.777
4	14:11:53.182	**1:08.174**	+1.334	27.573	19.869	20.732
5	14:13:03.165	**1:09.983**	+3.143	29.454	20.062	20.467
6	14:14:10.587	**1:07.422**	+0.582	27.148	20.016	20.258
7	14:15:17.746	**1:07.159**	+0.319	**27.040**	19.889	20.230
8	14:16:24.586	**1:06.840**		27.232	19.548	**20.060**
9	14:17:31.488	**1:06.902**	+0.062	27.321	**19.409**	20.172

(157) Senne Van der Aa

Lap	Time of Day	Lap Tm	Diff	S1 Tm	S2 Tm	S3 Tm
1	14:08:22.178	**1:16.185**	+8.755	31.711	22.201	22.273
2	14:09:33.253	**1:11.075**	+3.645	29.438	20.296	21.341
3	14:10:44.173	**1:10.920**	+3.490	28.595	20.646	21.679
4	14:11:53.300	**1:09.127**	+1.697	28.097	19.951	21.079
5	14:13:02.704	**1:09.404**	+1.974	28.597	19.905	20.902
6	14:14:10.894	**1:08.190**	+0.760	27.492	20.235	**20.463**
7	14:15:18.763	**1:07.869**	+0.439	**27.071**	19.917	20.881
8	14:16:26.314	**1:07.551**	+0.121	27.572	**19.486**	20.493
9	14:17:33.744	**1:07.430**		27.165	19.543	20.722

(209) Gijs Frank

Lap	Time of Day	Lap Tm	Diff	S1 Tm	S2 Tm	S3 Tm
1	14:08:21.009	**1:16.373**	+9.451	32.380	22.028	21.965
2	14:09:31.091	**1:10.082**	+3.160	28.263	20.765	21.054
3	14:10:39.621	**1:08.530**	+1.608	27.847	20.094	20.589
4	14:11:47.655	**1:08.034**	+1.112	27.633	19.892	20.509
5	14:12:55.542	**1:07.887**	+0.965	27.239	19.845	20.803
6	14:14:02.996	**1:07.454**	+0.532	**27.117**	19.874	20.463
7	14:15:10.484	**1:07.488**	+0.566	27.228	19.531	20.729
8	14:16:18.029	**1:07.545**	+0.623	27.229	19.724	20.592
9	14:17:24.951	**1:06.922**		27.173	**19.522**	**20.227**

(102) Karol Kotwis

Lap	Time of Day	Lap Tm	Diff	S1 Tm	S2 Tm	S3 Tm
1	14:08:22.094	**1:14.884**	+7.358	31.163	21.790	21.931
2	14:09:33.009	**1:10.915**	+3.389	28.579	20.400	21.936
3	14:10:43.789	**1:10.780**	+3.254	28.127	21.096	21.557
4	14:11:53.094	**1:09.305**	+1.779	28.092	20.103	21.110
5	14:13:01.875	**1:08.781**	+1.255	27.772	20.177	20.832
6	14:14:10.140	**1:08.265**	+0.739	27.639	19.899	20.727
7	14:15:18.352	**1:08.212**	+0.686	27.395	20.216	20.601
8	14:16:25.878	**1:07.526**		27.564	**19.552**	**20.410**
9	14:17:33.610	**1:07.732**	+0.206	**27.257**	19.655	20.820

GK4 Kart Series Round 7

Formula Honda Junior-Senior — Genk 1,360 Km

Training 4 — 15.11.2026 14:05

Practice (10:00 Time) started at 14:06:50

(270) Ravi Claessens

Lap	Time of Day	Lap Tm	Diff	S1 Tm	S2 Tm	S3 Tm
1	14:08:25.879	**1:16.301**	+8.645	32.210	21.807	22.284
2	14:09:37.330	**1:11.451**	+3.795	29.258	20.662	21.531
3	14:10:48.234	**1:10.904**	+3.248	28.438	20.293	22.173
4	14:11:56.743	**1:08.509**	+0.853	27.642	20.102	20.765
5	14:13:04.770	**1:08.027**	+0.371	27.645	19.855	20.527
6	14:14:12.546	**1:07.776**	+0.120	27.518	19.653	20.605
7	14:15:20.225	**1:07.679**	+0.023	27.536	**19.652**	**20.491**
8	14:16:28.787	**1:08.562**	+0.906	27.871	19.725	20.966
9	14:17:36.443	**1:07.656**		**27.441**	19.719	20.496

(208) Milo Van Enkhuijzen

Lap	Time of Day	Lap Tm	Diff	S1 Tm	S2 Tm	S3 Tm
1	14:08:25.872	**1:15.526**	+7.676	31.954	21.474	22.098
2	14:09:37.518	**1:11.646**	+3.796	29.436	20.928	21.282
3	14:10:47.274	**1:09.756**	+1.906	27.937	20.277	21.542
4	14:11:56.043	**1:08.769**	+0.919	27.823	20.054	20.892
5	14:13:03.995	**1:07.952**	+0.102	27.752	**19.693**	**20.507**
6	14:14:11.930	**1:07.935**	+0.085	27.638	19.722	20.575
7	14:15:19.780	**1:07.850**		**27.472**	19.780	20.598
8	14:16:28.039	**1:08.259**	+0.409	27.729	19.828	20.702
9	14:17:36.271	**1:08.232**	+0.382	27.897	19.825	20.510

(266) Niek van Katwijk

Lap	Time of Day	Lap Tm	Diff	S1 Tm	S2 Tm	S3 Tm
1	14:08:26.250	**1:17.389**	+9.300	32.243	22.622	22.524
2	14:09:41.095	**1:14.845**	+6.756	30.312	20.935	23.598
3	14:10:56.864	**1:15.769**	+7.680	30.165	22.390	23.214
4	14:12:08.952	**1:12.088**	+3.999	29.181	21.213	21.694
5	14:13:19.365	**1:10.413**	+2.324	28.269	20.680	21.464
6	14:14:28.426	**1:09.061**	+0.972	28.258	20.039	20.764
7	14:15:38.912	**1:10.486**	+2.397	28.547	20.585	21.354
8	14:16:47.119	**1:08.207**	+0.118	27.839	**19.740**	20.628
9	14:17:55.208	**1:08.089**		**27.751**	19.858	**20.480**

(177) Jordi Van Gorkom

Lap	Time of Day	Lap Tm	Diff	S1 Tm	S2 Tm	S3 Tm
1	14:08:26.990	**1:14.881**	+6.696	31.189	21.514	22.178
2	14:09:38.094	**1:11.104**	+2.919	29.187	20.276	21.641
3	14:10:47.579	**1:09.485**	+1.300	27.868	20.191	21.426
4	14:11:56.561	**1:08.982**	+0.797	27.955	19.996	21.031
5	14:13:04.746	**1:08.185**		**27.563**	**19.790**	20.832
6	14:14:13.486	**1:08.740**	+0.555	27.989	19.866	20.885
7	14:15:21.870	**1:08.384**	+0.199	27.598	19.983	20.803
8	14:16:30.552	**1:08.682**	+0.497	27.573	20.202	20.907
9	14:17:39.243	**1:08.691**	+0.506	27.691	20.207	**20.793**

(122) Ferre Van Calsteren

Lap	Time of Day	Lap Tm	Diff	S1 Tm	S2 Tm	S3 Tm
1	14:08:25.412	**1:15.810**	+7.566	31.602	21.387	22.821
2	14:09:36.242	**1:10.830**	+2.586	29.413	20.483	20.934
3	14:10:47.154	**1:10.912**	+2.668	28.550	20.567	21.795
4	14:11:56.769	**1:09.615**	+1.371	28.508	20.219	20.888
5	14:13:06.506	**1:09.737**	+1.493	28.152	20.200	21.385
6	14:14:15.053	**1:08.547**	+0.303	27.880	**19.984**	20.683
7	14:15:24.138	**1:09.085**	+0.841	28.097	20.086	20.902
8	14:16:32.642	**1:08.504**	+0.260	27.709	20.079	20.716
9	14:17:40.886	**1:08.244**		**27.620**	20.129	**20.495**

(213) Liam Roelandts

Lap	Time of Day	Lap Tm	Diff	S1 Tm	S2 Tm	S3 Tm
1	14:08:23.103	**1:16.242**	+7.733	31.667	22.979	21.596
2	14:09:33.464	**1:10.361**	+1.852	28.787	20.630	20.944
3	14:10:45.236	**1:11.772**	+3.263	28.178	21.787	21.807
4	14:11:54.560	**1:09.324**	+0.815	28.229	20.215	20.880
5	14:13:03.886	**1:09.326**	+0.817	28.328	20.174	20.824
6	14:14:12.506	**1:08.620**	+0.111	27.980	**19.903**	20.737
7	14:15:21.225	**1:08.719**	+0.210	**27.678**	20.316	20.725
8	14:16:30.158	**1:08.933**	+0.424	27.918	19.946	21.069
9	14:17:38.667	**1:08.509**		27.934	19.972	**20.603**

(183) Benoit Clauwaert

Lap	Time of Day	Lap Tm	Diff	S1 Tm	S2 Tm	S3 Tm
1	14:08:33.219	**1:20.629**	+12.044	36.048	22.095	22.486
2	14:09:45.098	**1:11.879**	+3.294	29.025	20.756	22.098
3	14:10:56.398	**1:11.300**	+2.715	28.800	20.705	21.795
4	14:12:08.649	**1:12.251**	+3.666	29.404	21.213	21.634
5	14:13:19.309	**1:10.660**	+2.075	28.354	20.646	21.660
6	14:14:30.266	**1:10.957**	+2.372	28.570	20.523	21.864
7	14:15:40.100	**1:09.834**	+1.249	28.420	20.178	21.236
8	14:16:49.043	**1:08.943**	+0.358	28.057	19.936	20.950
9	14:17:57.628	**1:08.585**		**27.822**	**19.934**	**20.829**

(291) Lex Aelbrecht

Lap	Time of Day	Lap Tm	Diff	S1 Tm	S2 Tm	S3 Tm
1	14:08:24.885	**1:20.452**	+11.699	32.342	25.002	23.108
2	14:09:35.999	**1:11.114**	+2.361	29.671	20.421	21.022
3	14:10:48.526	**1:12.527**	+3.774	28.488	20.745	23.294
4	14:11:58.581	**1:10.055**	+1.302	28.581	20.403	21.071
5	14:13:07.924	**1:09.343**	+0.590	27.957	20.257	21.129
6	14:14:16.842	**1:08.918**	+0.165	27.878	20.208	20.832
7	14:15:25.769	**1:08.927**	+0.174	27.944	**20.180**	20.803
8	14:16:35.189	**1:09.420**	+0.667	28.145	20.564	**20.711**
9	14:17:43.942	**1:08.753**		**27.687**	20.294	20.772

(181) Seppe Verheyen

Lap	Time of Day	Lap Tm	Diff	S1 Tm	S2 Tm	S3 Tm
1	14:08:26.090	**1:18.375**	+8.709	32.334	22.273	23.768
2	14:09:38.675	**1:12.585**	+2.919	29.521	20.695	22.369
3	14:10:49.588	**1:10.913**	+1.247	28.541	20.448	21.924
4	14:12:33.681	**1:44.093**	+34.427	28.709	20.466	54.918
5	14:13:45.941	**1:12.260**	+2.594	29.439	20.716	22.105
6	14:14:56.721	**1:10.780**	+1.114	28.743	20.629	21.408
7	14:16:12.896	**1:16.175**	+6.509	28.625	26.046	21.504
8	14:17:22.562	**1:09.666**		**28.327**	**20.244**	**21.095**

(120) Xavi Arts

Lap	Time of Day	Lap Tm	Diff	S1 Tm	S2 Tm	S3 Tm
1	14:08:37.201	**1:30.374**	+20.704	33.113	22.019	35.242
2	14:09:48.573	**1:11.372**	+1.702	29.178	20.466	21.728
3	14:11:05.493	**1:16.920**	+7.250	28.883	20.791	27.246
4	14:12:15.719	**1:10.226**	+0.556	28.638	20.275	21.313
5	14:13:25.389	**1:09.670**		28.035	**20.200**	21.435
6	14:14:36.902	**1:11.513**	+1.843	29.123	20.702	21.688
7	14:15:47.009	**1:10.107**	+0.437	28.199	20.365	21.543
8	14:16:56.740	**1:09.731**	+0.061	**28.011**	20.533	**21.187**

(106) Mike van Verseveld

Lap	Time of Day	Lap Tm	Diff	S1 Tm	S2 Tm	S3 Tm
1	14:08:34.340	**1:23.499**	+13.765	38.321	22.426	22.752
2	14:09:48.480	**1:14.140**	+4.406	29.914	21.250	22.976
3	14:11:00.520	**1:12.040**	+2.306	28.877	20.762	22.401
4	14:12:12.856	**1:12.336**	+2.602	28.959	21.058	22.319
5	14:13:25.143	**1:12.287**	+2.553	28.702	20.854	22.731
6	14:14:36.813	**1:11.670**	+1.936	29.271	20.700	21.699
7	14:15:46.917	**1:10.104**	+0.370	28.179	**20.375**	21.550
8	14:16:56.651	**1:09.734**		**27.925**	20.448	**21.361**

(222) Jasper Eerdekens

Lap	Time of Day	Lap Tm	Diff	S1 Tm	S2 Tm	S3 Tm
1	14:08:27.323	**1:16.704**	+6.272	32.027	21.877	22.800
2	14:09:39.731	**1:12.408**	+1.976	29.906	20.567	21.935
3	14:10:50.279	**1:10.548**	+0.116	28.966	**20.342**	**21.240**
4	14:12:00.711	**1:10.432**		**28.390**	20.469	21.573
5	14:13:11.286	**1:10.575**	+0.143	28.790	20.458	21.327

(144) Jacky van Schie

Lap	Time of Day	Lap Tm	Diff	S1 Tm	S2 Tm	S3 Tm
1	14:08:29.006	**1:15.810**	+4.858	32.893	21.455	21.462
2	14:09:41.843	**1:12.837**	+1.885	28.903	21.501	22.433
3	14:10:54.272	**1:12.429**	+1.477	29.040	21.611	21.778
4	14:12:05.378	**1:11.106**	+0.154	28.863	20.641	21.602
5	14:13:16.724	**1:11.346**	+0.394	28.788	20.930	21.628

GK4 Kart Series Round 7

Formula Honda Junior-Senior — Genk 1,360 Km

Training 4 — 15.11.2026 14:05

Practice (10:00 Time) started at 14:06:50

Lap	Time of Day	Lap Tm	Diff	S1 Tm	S2 Tm	S3 Tm
6	14:14:27.676	**1:10.952**		28.578	20.752	21.622
7	14:15:38.889	**1:11.213**	+0.261	29.137	20.644	**21.432**
8	14:16:49.875	**1:10.986**	+0.034	28.561	20.859	21.566

(212) Warre Crets

Lap	Time of Day	Lap Tm	Diff	S1 Tm	S2 Tm	S3 Tm
1	14:08:21.832	**1:14.879**	+3.480	31.274	21.543	22.062
2	14:09:33.231	**1:11.399**		29.356	**20.063**	**21.980**

(184) Daan Vermeer

Lap	Time of Day	Lap Tm	Diff	S1 Tm	S2 Tm	S3 Tm
1	14:08:28.748	**1:16.742**	+4.891	33.691	21.338	**21.713**
2	14:09:41.565	**1:12.817**	+0.966	29.065	21.497	22.255
3	14:10:55.743	**1:14.178**	+2.327	29.393	21.890	22.895
4	14:12:10.285	**1:14.542**	+2.691	31.248	21.260	22.034
5	14:13:24.446	**1:14.161**	+2.310	29.473	22.332	22.356
6	14:14:39.126	**1:14.680**	+2.829	30.430	21.891	22.359
7	14:15:51.430	**1:12.304**	+0.453	29.316	21.069	21.919
8	14:17:03.281	**1:11.851**		**28.947**	**21.012**	21.892

(231) Sam Oosterlynck

Lap	Time of Day	Lap Tm	Diff	S1 Tm	S2 Tm	S3 Tm
1	14:08:23.009	**1:15.101**	+2.869	30.661	22.468	21.972
2	14:09:35.241	**1:12.232**		29.784	**20.756**	**21.692**
3	14:10:48.157	**1:12.916**	+0.684	29.079	20.949	22.888
4	14:12:01.676	**1:13.519**	+1.287	29.431	21.346	22.742
5	14:13:14.806	**1:13.130**	+0.898	29.353	21.616	22.161
6	14:14:27.323	**1:12.517**	+0.285	29.149	21.057	22.311
7	14:15:41.184	**1:13.861**	+1.629	29.934	21.676	22.251
8	14:16:53.457	**1:12.273**	+0.041	**29.075**	21.109	22.089

(214) Genayro Gunneweg

Lap	Time of Day	Lap Tm	Diff	S1 Tm	S2 Tm	S3 Tm
1	14:08:27.575	**1:16.452**	+3.983	32.464	21.683	22.305
2	14:10:11.916	**1:44.341**	+31.872	29.794	**20.781**	53.766
3	14:11:26.429	**1:14.513**	+2.044	30.671	21.203	22.639
4	14:12:38.898	**1:12.469**		**29.214**	21.002	22.253
5	14:13:51.980	**1:13.082**	+0.613	29.348	21.238	22.496
6	14:15:05.019	**1:13.039**	+0.570	29.384	21.330	22.325
7	14:16:18.202	**1:13.183**	+0.714	29.239	21.555	22.389
8	14:17:31.600	**1:13.398**	+0.929	30.472	21.028	**21.898**

(255) Thijs den Ouden

Lap	Time of Day	Lap Tm	Diff	S1 Tm	S2 Tm	S3 Tm
1	14:08:28.218	**1:16.874**	+3.614	32.758	21.903	**22.213**
2	14:09:41.478	**1:13.260**		29.468	**21.512**	22.280
3	14:10:55.681	**1:14.203**	+0.943	**29.287**	21.833	23.083
4	14:12:10.190	**1:14.509**	+1.249	29.822	21.725	22.962
5	14:13:24.645	**1:14.455**	+1.195	29.566	22.145	22.744
6	14:14:39.035	**1:14.390**	+1.130	29.629	22.319	22.442
7	14:15:52.928	**1:13.893**	+0.633	29.429	21.984	22.480
8	14:17:06.544	**1:13.616**	+0.356	29.594	21.630	22.392

GK4 Kart Series Round 7

Formula Honda Junior-Senior — **Genk 1,360 Km**

Qualifying — **15.11.2026 15:30**

Qualifying (10:00 Time) started at 15:30:20

Pos	No.	Name	NAT	Raceteam	Laps	Best Tm	Diff	Gap	In Lap	km/h
1	**177**	Jordi Van Gorkom	NLD	SignMind Academy b	**9**	**1:04.347**			8	76,087
2	**274**	Davey Van der Pijl	NLD	SignMind Academy B	**9**	**1:04.348**	**0.001**	0.001	8	76,086
3	**211**	Matti Aernouts	BEL	DFK	**9**	**1:04.377**	**0.030**	0.029	9	76,052
4	**277**	Andreas Deleus	BEL	DFK	**9**	**1:04.378**	**0.031**	0.001	9	76,051
5	**185**	Sebe Vanderperren	BEL	DFK	**9**	**1:04.392**	**0.045**	0.014	9	76,034
6	**212**	Warre Crets	BEL	DFK	**9**	**1:04.587**	**0.240**	0.195	9	75,805
7	**157**	Senne Van der Aa	BEL	DFK	**9**	**1:04.588**	**0.241**	0.001	7	75,804
8	**102**	Karol Kotwis	POL	DFK	**9**	**1:04.680**	**0.333**	0.092	9	75,696
9	**270**	Ravi Claessens	BEL	DFK	**9**	**1:04.694**	**0.347**	0.014	7	75,679
10	**255**	Thijs den Ouden	NLD	KWM	**9**	**1:04.723**	**0.376**	0.029	9	75,645
11	**266**	Niek van Katwijk	NLD	DFK	**9**	**1:04.772**	**0.425**	0.049	9	75,588
12	**234**	Tessa De Hondt	BEL	DFK	**9**	**1:04.844**	**0.497**	0.072	9	75,504
13	**153**	Yelena Mary	BEL	DFK	**9**	**1:04.875**	**0.528**	0.031	9	75,468
14	**120**	Xavi Arts	NLD	DFK	**9**	**1:04.907**	**0.560**	0.032	9	75,431
15	**133**	Vince Janter	BEL	DFK	**9**	**1:04.946**	**0.599**	0.039	5	75,386
16	**209**	Gijs Frank	NLD	DFK	**9**	**1:05.034**	**0.687**	0.088	9	75,284
17	**213**	Liam Roelandts	BEL	DFK	**9**	**1:05.113**	**0.766**	0.079	9	75,192
18	**108**	Stefan Asenov	BEL	DFK	**9**	**1:05.132**	**0.785**	0.019	9	75,170
19	**144**	Jacky van Schie	NLD	KWM	**9**	**1:05.226**	**0.879**	0.094	9	75,062
20	**222**	Jasper Eerdekens	BEL	TD Racing	**9**	**1:05.308**	**0.961**	0.082	9	74,968
21	**122**	Ferre Van Calsteren	BEL	DFK	**9**	**1:05.402**	**1.055**	0.094	7	74,860
22	**231**	Sam Oosterlynck	BEL	V.D. Racing	**9**	**1:05.615**	**1.268**	0.213	9	74,617
23	**298**	Ruben Soete	BEL	DFK	**9**	**1:05.651**	**1.304**	0.036	6	74,576
24	**208**	Milo Van Enkhuijzen	NLD	DFK	**9**	**1:05.678**	**1.331**	0.027	9	74,546
25	**181**	Seppe Verheyen	BEL	DFK	**9**	**1:05.685**	**1.338**	0.007	9	74,538
26	**183**	Benoit Clauwaert	BEL	DFK	**9**	**1:05.710**	**1.363**	0.025	9	74,509
27	**106**	Mike van Verseveld	NLD	SignMind Academy b	**9**	**1:06.030**	**1.683**	0.320	9	74,148
28	**214**	Genayro Gunneweg	NLD	SignMind Academy b	**9**	**1:06.162**	**1.815**	0.132	8	74,000
29	**291**	Lex Aelbrecht	BEL		**9**	**1:06.636**	**2.289**	0.474	4	73,474
30	**184**	Daan Vermeer	NLD	SignMind Academy b	**9**	**1:07.052**	**2.705**	0.416	9	73,018

Announcements

These results are provisional until the conclusion of any judicial and technical matters!
#208 Deleted lap 6 / Tracklimits
#133 Deleted lap 8 / Tracklimits

Timekeeping G. Kristensen: Clerk of the course J. Van Walsum:

Chief Scrutineer Fons van Dun:

Printed: 15.11.2026 16:12:20 posted at: h

GK4 Kart Series Round 7

Formula Honda Junior-Senior — Genk 1,360 Km

Qualifying — 15.11.2026 15:30

Qualifying (10:00 Time) started at 15:30:20

(177) Jordi Van Gorkom

Lap	Time of Day	Lap Tm	Diff	S1 Tm	S2 Tm	S3 Tm
1	15:32:17.706	**1:22.504**	+18.157	36.211	23.288	23.005
2	15:33:27.166	**1:09.460**	+5.113	28.476	20.276	20.708
3	15:34:33.618	**1:06.452**	+2.105	27.117	19.367	19.968
4	15:35:39.189	**1:05.571**	+1.224	26.628	19.240	19.703
5	15:36:46.523	**1:07.334**	+2.987	26.503	20.913	19.918
6	15:37:51.543	**1:05.020**	+0.673	26.323	19.094	19.603
7	15:38:56.148	**1:04.605**	+0.258	26.191	18.946	19.468
8	15:40:00.495	**1:04.347**		26.126	**18.864**	**19.357**
9	15:41:05.362	**1:04.867**	+0.520	**26.043**	19.262	19.562

(157) Senne Van der Aa

Lap	Time of Day	Lap Tm	Diff	S1 Tm	S2 Tm	S3 Tm
1	15:31:55.864	**1:18.557**	+13.969	35.540	21.669	21.348
2	15:33:04.105	**1:08.241**	+3.653	28.206	19.832	20.203
3	15:34:11.162	**1:07.057**	+2.469	27.188	19.343	20.526
4	15:35:16.929	**1:05.767**	+1.179	26.847	19.051	19.869
5	15:36:21.854	**1:04.925**	+0.337	26.312	19.075	**19.538**
6	15:37:27.229	**1:05.375**	+0.787	26.316	19.353	19.706
7	15:38:31.817	**1:04.588**		**26.146**	**18.799**	19.643
8	15:39:38.885	**1:07.068**	+2.480	26.849	19.630	20.589
9	15:40:44.682	**1:05.797**	+1.209	26.322	19.169	20.306

(274) Davey Van der Pijl

Lap	Time of Day	Lap Tm	Diff	S1 Tm	S2 Tm	S3 Tm
1	15:32:17.602	**1:22.623**	+18.275	36.179	23.302	23.142
2	15:33:27.077	**1:09.475**	+5.127	28.099	20.508	20.868
3	15:34:33.259	**1:06.182**	+1.834	27.092	19.136	19.954
4	15:35:38.856	**1:05.597**	+1.249	26.749	19.058	19.790
5	15:36:46.433	**1:07.577**	+3.229	26.688	20.907	19.982
6	15:37:51.449	**1:05.016**	+0.668	26.280	19.111	19.625
7	15:38:56.056	**1:04.607**	+0.259	26.182	18.830	19.595
8	15:40:00.404	**1:04.348**		26.118	**18.827**	**19.403**
9	15:41:05.183	**1:04.779**	+0.431	**26.033**	19.152	19.594

(102) Karol Kotwis

Lap	Time of Day	Lap Tm	Diff	S1 Tm	S2 Tm	S3 Tm
1	15:32:08.163	**1:16.539**	+11.859	33.470	21.555	21.514
2	15:33:16.919	**1:08.756**	+4.076	27.947	20.304	20.505
3	15:34:23.486	**1:06.567**	+1.887	27.046	19.573	19.948
4	15:35:29.583	**1:06.097**	+1.417	26.513	19.495	20.089
5	15:36:48.091	**1:18.508**	+13.828	33.223	23.646	21.639
6	15:37:53.763	**1:05.672**	+0.992	26.764	19.160	19.748
7	15:38:58.580	**1:04.817**	+0.137	26.242	19.024	**19.551**
8	15:40:03.890	**1:05.310**	+0.630	26.330	19.275	19.705
9	15:41:08.570	**1:04.680**		**26.130**	**18.935**	19.615

(211) Matti Aernouts

Lap	Time of Day	Lap Tm	Diff	S1 Tm	S2 Tm	S3 Tm
1	15:31:54.966	**1:16.219**	+11.842	33.361	21.548	21.310
2	15:33:02.830	**1:07.864**	+3.487	27.515	20.182	20.167
3	15:34:08.828	**1:05.998**	+1.621	26.926	19.137	19.935
4	15:35:14.474	**1:05.646**	+1.269	26.750	19.174	19.722
5	15:36:19.491	**1:05.017**	+0.640	26.316	19.043	19.658
6	15:37:24.421	**1:04.930**	+0.553	26.312	18.968	19.650
7	15:38:29.602	**1:05.181**	+0.804	26.557	18.979	19.645
8	15:39:34.164	**1:04.562**	+0.185	26.160	18.858	19.544
9	15:40:38.541	**1:04.377**		**26.111**	**18.820**	**19.446**

(270) Ravi Claessens

Lap	Time of Day	Lap Tm	Diff	S1 Tm	S2 Tm	S3 Tm
1	15:31:56.435	**1:16.708**	+12.014	33.743	21.787	21.178
2	15:33:04.234	**1:07.799**	+3.105	27.990	19.777	20.032
3	15:34:10.342	**1:06.108**	+1.414	26.976	19.116	20.016
4	15:35:16.590	**1:06.248**	+1.554	27.089	19.236	19.923
5	15:36:21.768	**1:05.178**	+0.484	26.468	19.075	**19.635**
6	15:37:26.981	**1:05.213**	+0.519	**26.188**	19.249	19.776
7	15:38:31.675	**1:04.694**		26.268	**18.784**	19.642
8	15:39:38.799	**1:07.124**	+2.430	26.808	19.668	20.648
9	15:40:44.488	**1:05.689**	+0.995	26.287	19.194	20.208

(277) Andreas Deleus

Lap	Time of Day	Lap Tm	Diff	S1 Tm	S2 Tm	S3 Tm
1	15:31:52.308	**1:15.188**	+10.810	33.019	21.144	21.025
2	15:33:01.335	**1:09.027**	+4.649	28.546	20.109	20.372
3	15:34:08.476	**1:07.141**	+2.763	27.398	19.782	19.961
4	15:35:14.558	**1:06.082**	+1.704	27.198	19.247	19.637
5	15:36:19.577	**1:05.019**	+0.641	26.419	18.979	19.621
6	15:37:24.814	**1:05.237**	+0.859	26.323	19.089	19.825
7	15:38:29.685	**1:04.871**	+0.493	26.351	18.911	19.609
8	15:39:34.248	**1:04.563**	+0.185	26.233	18.911	19.419
9	15:40:38.626	**1:04.378**		**26.121**	**18.872**	**19.385**

(255) Thijs den Ouden

Lap	Time of Day	Lap Tm	Diff	S1 Tm	S2 Tm	S3 Tm
1	15:32:18.029	**1:22.236**	+17.513	36.196	23.175	22.865
2	15:33:27.253	**1:09.224**	+4.501	28.333	20.439	20.452
3	15:34:34.261	**1:07.008**	+2.285	27.387	19.397	20.224
4	15:35:40.715	**1:06.454**	+1.731	27.052	19.322	20.080
5	15:36:47.207	**1:06.492**	+1.769	26.829	19.235	20.428
6	15:37:52.505	**1:05.298**	+0.575	26.437	19.147	19.714
7	15:38:58.002	**1:05.497**	+0.774	26.504	19.094	19.899
8	15:40:03.979	**1:05.977**	+1.254	26.756	19.598	19.623
9	15:41:08.702	**1:04.723**		**26.174**	**19.011**	**19.538**

(185) Sebe Vanderperren

Lap	Time of Day	Lap Tm	Diff	S1 Tm	S2 Tm	S3 Tm
1	15:31:50.657	**1:14.496**	+10.104	32.257	20.742	21.497
2	15:32:59.453	**1:08.796**	+4.404	28.674	19.785	20.337
3	15:34:07.037	**1:07.584**	+3.192	27.491	19.459	20.634
4	15:35:15.042	**1:08.005**	+3.613	28.194	20.195	19.616
5	15:36:20.127	**1:05.085**	+0.693	26.421	18.927	19.737
6	15:37:24.965	**1:04.838**	+0.446	26.444	18.910	19.484
7	15:38:29.773	**1:04.808**	+0.416	26.312	18.902	19.594
8	15:39:34.333	**1:04.560**	+0.168	26.243	18.909	19.408
9	15:40:38.725	**1:04.392**		**26.130**	**18.886**	**19.376**

(266) Niek van Katwijk

Lap	Time of Day	Lap Tm	Diff	S1 Tm	S2 Tm	S3 Tm
1	15:31:58.562	**1:18.284**	+13.512	35.095	21.800	21.389
2	15:33:06.986	**1:08.424**	+3.652	28.284	19.798	20.342
3	15:34:13.341	**1:06.355**	+1.583	27.180	19.387	19.788
4	15:35:19.498	**1:06.157**	+1.385	27.173	19.129	19.855
5	15:36:25.217	**1:05.719**	+0.947	26.604	19.085	20.030
6	15:37:31.059	**1:05.842**	+1.070	26.874	19.087	19.881
7	15:38:36.048	**1:04.989**	+0.217	26.382	18.936	19.671
8	15:39:40.999	**1:04.951**	+0.179	26.481	18.917	**19.553**
9	15:40:45.771	**1:04.772**		**26.242**	**18.870**	19.660

(212) Warre Crets

Lap	Time of Day	Lap Tm	Diff	S1 Tm	S2 Tm	S3 Tm
1	15:32:07.837	**1:16.397**	+11.810	33.487	21.394	21.516
2	15:33:16.706	**1:08.869**	+4.282	28.163	20.218	20.488
3	15:34:23.387	**1:06.681**	+2.094	27.084	19.458	20.139
4	15:35:29.406	**1:06.019**	+1.432	26.450	19.312	20.257
5	15:36:47.998	**1:18.592**	+14.005	33.237	23.670	21.685
6	15:37:53.665	**1:05.667**	+1.080	26.754	19.144	19.769
7	15:38:58.455	**1:04.790**	+0.203	26.240	**18.937**	19.613
8	15:40:03.735	**1:05.280**	+0.693	26.313	19.295	19.672
9	15:41:08.322	**1:04.587**		**26.170**	18.948	**19.469**

(234) Tessa De Hondt

Lap	Time of Day	Lap Tm	Diff	S1 Tm	S2 Tm	S3 Tm
1	15:32:00.122	**1:17.969**	+13.125	35.457	21.345	21.167
2	15:33:07.966	**1:07.844**	+3.000	28.054	19.666	20.124
3	15:34:24.391	**1:16.425**	+11.581	32.271	23.517	20.637
4	15:35:30.866	**1:06.475**	+1.631	27.109	19.451	19.915
5	15:36:48.345	**1:17.479**	+12.635	32.175	23.593	21.711
6	15:37:53.908	**1:05.563**	+0.719	26.749	19.131	19.683
7	15:38:59.093	**1:05.185**	+0.341	26.455	18.937	19.793
8	15:40:04.418	**1:05.325**	+0.481	26.578	19.141	**19.606**
9	15:41:09.262	**1:04.844**		**26.265**	**18.929**	19.650

GK4 Kart Series Round 7

Formula Honda Junior-Senior — Genk 1,360 Km

Qualifying — 15.11.2026 15:30

Qualifying (10:00 Time) started at 15:30:20

(153) Yelena Mary

Lap	Time of Day	Lap Tm	Diff	S1 Tm	S2 Tm	S3 Tm
1	15:31:52.217	**1:16.189**	+11.314	33.287	21.536	21.366
2	15:33:01.386	**1:09.169**	+4.294	28.543	20.023	20.603
3	15:34:08.916	**1:07.530**	+2.655	27.651	19.561	20.318
4	15:35:14.955	**1:06.039**	+1.164	26.859	19.390	19.790
5	15:36:20.145	**1:05.190**	+0.315	**26.374**	18.963	19.853
6	15:37:25.865	**1:05.720**	+0.845	26.783	19.049	19.888
7	15:38:31.337	**1:05.472**	+0.597	26.783	19.123	**19.566**
8	15:39:37.001	**1:05.664**	+0.789	26.838	19.027	19.799
9	15:40:41.876	**1:04.875**		26.454	**18.826**	19.595

(144) Jacky van Schie

Lap	Time of Day	Lap Tm	Diff	S1 Tm	S2 Tm	S3 Tm
1	15:32:21.898	**1:29.014**	+23.788	43.953	22.924	22.137
2	15:33:33.250	**1:11.352**	+6.126	30.522	20.185	20.645
3	15:34:40.690	**1:07.440**	+2.214	27.593	19.413	20.434
4	15:35:47.441	**1:06.751**	+1.525	27.022	19.529	20.200
5	15:36:53.943	**1:06.502**	+1.276	27.026	19.346	20.130
6	15:37:59.907	**1:05.964**	+0.738	26.735	19.248	19.981
7	15:39:05.470	**1:05.563**	+0.337	26.765	**19.024**	**19.774**
8	15:40:10.968	**1:05.498**	+0.272	26.593	19.124	19.781
9	15:41:16.194	**1:05.226**		**26.333**	19.025	19.868

(120) Xavi Arts

Lap	Time of Day	Lap Tm	Diff	S1 Tm	S2 Tm	S3 Tm
1	15:31:58.825	**1:18.171**	+13.264	35.116	21.715	21.340
2	15:33:07.092	**1:08.267**	+3.360	28.192	19.897	20.178
3	15:34:13.678	**1:06.586**	+1.679	27.173	19.388	20.025
4	15:35:20.096	**1:06.418**	+1.511	27.120	19.252	20.046
5	15:36:25.758	**1:05.662**	+0.755	26.758	19.133	19.771
6	15:37:31.153	**1:05.395**	+0.488	26.701	19.024	19.670
7	15:38:36.135	**1:04.982**	+0.075	26.386	18.961	19.635
8	15:39:41.085	**1:04.950**	+0.043	26.489	18.938	**19.523**
9	15:40:45.992	**1:04.907**		**26.283**	**18.864**	19.760

(222) Jasper Eerdekens

Lap	Time of Day	Lap Tm	Diff	S1 Tm	S2 Tm	S3 Tm
1	15:32:06.863	**1:21.507**	+16.199	36.185	22.901	22.421
2	15:33:18.758	**1:11.895**	+6.587	28.922	21.779	21.194
3	15:34:26.168	**1:07.410**	+2.102	27.720	19.484	20.206
4	15:35:32.642	**1:06.474**	+1.166	26.911	19.425	20.138
5	15:36:40.291	**1:07.649**	+2.341	28.354	19.291	20.004
6	15:37:46.080	**1:05.789**	+0.481	26.704	19.238	19.847
7	15:38:51.481	**1:05.401**	+0.093	26.634	19.092	19.675
8	15:39:57.478	**1:05.997**	+0.689	26.581	19.108	20.308
9	15:41:02.786	**1:05.308**		**26.573**	**19.062**	**19.673**

(133) Vince Janter

Lap	Time of Day	Lap Tm	Diff	S1 Tm	S2 Tm	S3 Tm
1	15:31:55.075	**1:16.884**	+11.938	33.071	22.558	21.255
2	15:33:03.766	**1:08.691**	+3.745	28.494	19.816	20.381
3	15:34:09.991	**1:06.225**	+1.279	26.960	19.328	19.937
4	15:35:15.699	**1:05.708**	+0.762	26.669	19.145	19.894
5	15:36:20.645	**1:04.946**		**26.241**	19.076	**19.629**
6	15:37:26.284	**1:05.639**	+0.693	26.613	19.280	19.746
7	15:38:31.246	**1:04.962**	+0.016	26.247	**19.025**	19.690
8	15:39:38.192	**1:06.946**	+2.000	26.943	19.830	20.173
9	15:40:45.250	**1:07.058**	+2.112	26.782	19.152	21.124

(122) Ferre Van Calsteren

Lap	Time of Day	Lap Tm	Diff	S1 Tm	S2 Tm	S3 Tm
1	15:32:08.317	**1:17.996**	+12.594	35.491	21.399	21.106
2	15:33:18.397	**1:10.080**	+4.678	28.027	21.322	20.731
3	15:34:25.696	**1:07.299**	+1.897	27.380	19.742	20.177
4	15:35:32.321	**1:06.625**	+1.223	26.914	19.517	20.194
5	15:36:40.015	**1:07.694**	+2.292	28.246	19.405	20.043
6	15:37:45.994	**1:05.979**	+0.577	26.793	19.232	19.954
7	15:38:51.396	**1:05.402**		26.472	19.171	19.759
8	15:39:56.896	**1:05.500**	+0.098	**26.470**	19.142	19.888
9	15:41:02.458	**1:05.562**	+0.160	26.739	**19.089**	**19.734**

(209) Gijs Frank

Lap	Time of Day	Lap Tm	Diff	S1 Tm	S2 Tm	S3 Tm
1	15:31:55.333	**1:16.334**	+11.300	33.822	21.428	21.084
2	15:33:03.853	**1:08.520**	+3.486	28.451	19.791	20.278
3	15:34:10.075	**1:06.222**	+1.188	27.083	19.268	19.871
4	15:35:15.784	**1:05.709**	+0.675	26.727	19.204	19.778
5	15:36:20.847	**1:05.063**	+0.029	**26.369**	19.016	19.678
6	15:37:26.367	**1:05.520**	+0.486	26.545	19.272	19.703
7	15:38:31.417	**1:05.050**	+0.016	26.468	19.044	**19.538**
8	15:39:36.743	**1:05.326**	+0.292	26.647	19.008	19.671
9	15:40:41.777	**1:05.034**		26.601	**18.828**	19.605

(231) Sam Oosterlynck

Lap	Time of Day	Lap Tm	Diff	S1 Tm	S2 Tm	S3 Tm
1	15:32:02.097	**1:19.086**	+13.471	36.063	21.969	21.054
2	15:33:10.506	**1:08.409**	+2.794	28.014	19.943	20.452
3	15:34:21.313	**1:10.807**	+5.192	29.600	20.859	20.348
4	15:35:28.486	**1:07.173**	+1.558	27.333	19.662	20.178
5	15:36:34.804	**1:06.318**	+0.703	27.071	19.387	19.860
6	15:37:40.811	**1:06.007**	+0.392	26.852	19.208	19.947
7	15:38:46.947	**1:06.136**	+0.521	26.968	19.323	19.845
8	15:39:52.858	**1:05.911**	+0.296	26.820	19.219	19.872
9	15:40:58.473	**1:05.615**		**26.770**	**19.124**	**19.721**

(213) Liam Roelandts

Lap	Time of Day	Lap Tm	Diff	S1 Tm	S2 Tm	S3 Tm
1	15:31:53.611	**1:16.299**	+11.186	33.613	21.244	21.442
2	15:33:02.728	**1:09.117**	+4.004	28.527	20.154	20.436
3	15:34:11.276	**1:08.548**	+3.435	27.323	20.278	20.947
4	15:35:17.955	**1:06.679**	+1.566	27.238	19.440	20.001
5	15:36:23.905	**1:05.950**	+0.837	26.868	19.335	19.747
6	15:37:29.360	**1:05.455**	+0.342	26.462	19.078	19.915
7	15:38:34.834	**1:05.474**	+0.361	26.764	19.050	**19.660**
8	15:39:40.304	**1:05.470**	+0.357	26.520	19.148	19.802
9	15:40:45.417	**1:05.113**		**26.427**	**19.000**	19.686

(298) Ruben Soete

Lap	Time of Day	Lap Tm	Diff	S1 Tm	S2 Tm	S3 Tm
1	15:31:56.658	**1:18.563**	+12.912	35.024	22.254	21.285
2	15:33:05.487	**1:08.829**	+3.178	28.611	19.740	20.478
3	15:34:13.166	**1:07.679**	+2.028	27.615	19.811	20.253
4	15:35:20.026	**1:06.860**	+1.209	27.503	19.279	20.078
5	15:36:25.953	**1:05.927**	+0.276	27.047	19.120	**19.760**
6	15:37:31.604	**1:05.651**		26.708	**19.066**	19.877
7	15:38:37.295	**1:05.691**	+0.040	**26.559**	19.242	19.890
8	15:39:43.407	**1:06.112**	+0.461	26.753	19.353	20.006
9	15:40:50.004	**1:06.597**	+0.946	26.952	19.541	20.104

(108) Stefan Asenov

Lap	Time of Day	Lap Tm	Diff	S1 Tm	S2 Tm	S3 Tm
1	15:31:56.766	**1:16.942**	+11.810	34.273	21.420	21.249
2	15:33:05.056	**1:08.290**	+3.158	28.222	19.800	20.268
3	15:34:11.924	**1:06.868**	+1.736	26.932	19.778	20.158
4	15:35:18.559	**1:06.635**	+1.503	26.910	19.747	19.978
5	15:36:23.975	**1:05.416**	+0.284	26.564	19.183	19.669
6	15:37:29.610	**1:05.635**	+0.503	**26.478**	19.093	20.064
7	15:38:34.904	**1:05.294**	+0.162	26.596	19.050	19.648
8	15:39:40.373	**1:05.469**	+0.337	26.542	19.188	19.739
9	15:40:45.505	**1:05.132**		26.483	**19.034**	**19.615**

(208) Milo Van Enkhuijzen

Lap	Time of Day	Lap Tm	Diff	S1 Tm	S2 Tm	S3 Tm
1	15:32:01.606	**1:19.402**	+13.724	36.393	21.838	21.171
2	15:33:10.428	**1:08.822**	+3.144	28.363	19.987	20.472
3	15:34:17.545	**1:07.117**	+1.439	27.217	19.523	20.377
4	15:35:24.535	**1:06.990**	+1.312	27.059	19.846	20.085
5	15:36:30.736	**1:06.201**	+0.523	26.939	19.212	20.050
6	15:37:37.891	**1:07.155**	+1.477	27.800	19.337	20.018
7	15:38:43.745	**1:05.854**	+0.176	26.730	19.241	19.883
8	15:39:49.840	**1:06.095**	+0.417	**26.694**	19.274	20.127
9	15:40:55.518	**1:05.678**		26.697	**19.106**	**19.875**







GK4 Kart Series Round 7

Formula Honda Junior-Senior — Genk 1,360 Km

Qualifying — 15.11.2026 15:30

Qualifying (10:00 Time) started at 15:30:20

(181) Seppe Verheyen

Lap	Time of Day	Lap Tm	Diff	S1 Tm	S2 Tm	S3 Tm
1	15:32:01.514	**1:19.796**	+14.111	36.479	21.951	21.366
2	15:33:10.235	**1:08.721**	+3.036	28.179	20.095	20.447
3	15:34:17.781	**1:07.546**	+1.861	27.656	19.758	20.132
4	15:35:25.044	**1:07.263**	+1.578	27.133	19.960	20.170
5	15:36:31.165	**1:06.121**	+0.436	26.882	19.358	19.881
6	15:37:37.661	**1:06.496**	+0.811	27.060	19.432	20.004
7	15:38:43.416	**1:05.755**	+0.070	**26.696**	19.319	**19.740**
8	15:39:49.369	**1:05.953**	+0.268	26.703	19.299	19.951
9	15:40:55.054	**1:05.685**		26.790	**19.108**	19.787

(183) Benoit Clauwaert

Lap	Time of Day	Lap Tm	Diff	S1 Tm	S2 Tm	S3 Tm
1	15:32:01.307	**1:18.905**	+13.195	35.407	21.591	21.907
2	15:33:10.136	**1:08.829**	+3.119	28.244	20.106	20.479
3	15:34:17.378	**1:07.242**	+1.532	27.312	19.617	20.313
4	15:35:24.747	**1:07.369**	+1.659	27.326	19.995	20.048
5	15:36:30.813	**1:06.066**	+0.356	26.993	19.289	19.784
6	15:37:37.568	**1:06.755**	+1.045	27.305	19.434	20.016
7	15:38:43.326	**1:05.758**	+0.048	**26.683**	19.306	**19.769**
8	15:39:49.617	**1:06.291**	+0.581	26.684	19.571	20.036
9	15:40:55.327	**1:05.710**		26.742	**19.175**	19.793

(106) Mike van Verseveld

Lap	Time of Day	Lap Tm	Diff	S1 Tm	S2 Tm	S3 Tm
1	15:32:18.167	**1:21.677**	+15.647	35.996	22.832	22.849
2	15:33:28.136	**1:09.969**	+3.939	28.695	20.497	20.777
3	15:34:35.571	**1:07.435**	+1.405	27.424	19.626	20.385
4	15:35:42.847	**1:07.276**	+1.246	27.379	19.485	20.412
5	15:36:49.891	**1:07.044**	+1.014	27.380	19.353	20.311
6	15:37:56.554	**1:06.663**	+0.633	27.066	19.480	20.117
7	15:39:03.264	**1:06.710**	+0.680	26.900	19.461	20.349
8	15:40:09.601	**1:06.337**	+0.307	26.846	19.386	20.105
9	15:41:15.631	**1:06.030**		**26.792**	**19.306**	**19.932**

(214) Genayro Gunneweg

Lap	Time of Day	Lap Tm	Diff	S1 Tm	S2 Tm	S3 Tm
1	15:32:17.934	**1:22.393**	+16.231	36.236	23.184	22.973
2	15:33:27.660	**1:09.726**	+3.564	28.827	20.339	20.560
3	15:34:35.170	**1:07.510**	+1.348	27.551	19.585	20.374
4	15:35:42.449	**1:07.279**	+1.117	27.463	19.513	20.303
5	15:36:49.431	**1:06.982**	+0.820	27.412	19.381	20.189
6	15:37:56.153	**1:06.722**	+0.560	27.100	**19.266**	20.356
7	15:39:03.166	**1:07.013**	+0.851	27.146	19.539	20.328
8	15:40:09.328	**1:06.162**		**26.845**	19.267	20.050
9	15:41:15.536	**1:06.208**	+0.046	26.950	19.321	**19.937**

(291) Lex Aelbrecht

Lap	Time of Day	Lap Tm	Diff	S1 Tm	S2 Tm	S3 Tm
1	15:31:53.844	**1:16.840**	+10.204	33.513	21.519	21.808
2	15:33:04.105	**1:10.261**	+3.625	28.549	20.735	20.977
3	15:34:11.852	**1:07.747**	+1.111	27.798	19.728	20.221
4	15:35:18.488	**1:06.636**		**26.840**	19.809	**19.987**
5	15:36:25.744	**1:07.256**	+0.620	26.976	19.732	20.548
6	15:37:32.469	**1:06.725**	+0.089	27.156	**19.342**	20.227
7	15:38:39.205	**1:06.736**	+0.100	27.059	19.454	20.223
8	15:39:46.664	**1:07.459**	+0.823	27.287	19.840	20.332
9	15:40:54.224	**1:07.560**	+0.924	27.363	19.848	20.349

(184) Daan Vermeer

Lap	Time of Day	Lap Tm	Diff	S1 Tm	S2 Tm	S3 Tm
1	15:32:19.844	**1:22.044**	+14.992	36.419	23.050	22.575
2	15:33:31.371	**1:11.527**	+4.475	29.425	20.574	21.528
3	15:34:40.736	**1:09.365**	+2.313	28.452	20.243	20.670
4	15:35:48.966	**1:08.230**	+1.178	27.762	19.910	20.558
5	15:36:56.753	**1:07.787**	+0.735	27.541	19.613	20.633
6	15:38:04.522	**1:07.769**	+0.717	27.633	19.568	20.568
7	15:39:12.398	**1:07.876**	+0.824	27.271	19.934	20.671
8	15:40:19.782	**1:07.384**	+0.332	27.452	19.673	**20.259**
9	15:41:26.834	**1:07.052**		**27.200**	**19.531**	20.321

GK4 Kart Series Round 7

Formula Honda Junior-Senior — **Genk 1,360 Km**

Race Endurance — **15.11.2026 17:00**

Race (40:00 and 1 Laps)

14		106		214
	27		28	
13		181		183
	25		26	
12		298		208
	23		24	
11		122		231
	21		22	
10		144		222
	19		20	
9		213		108
	17		18	
8		133		209
	15		16	
7		153		120
	13		14	
6		266		234
	11		12	
5		270		255
	9		10	
4		157		102
	7		8	
3		185		212
	5		6	
2		211		277
	3		4	
1		177		274
	1		2	

POLE POSITION

GK4 Kart Series Round 7

Formula Honda Junior-Senior — **Genk 1,360 Km**

Race Endurance — **15.11.2026 17:00**

Race (40:00 and 1 Laps)

15 | **291** (29) | **184** (30)

GK4 Kart Series Round 7

Formula Honda Junior-Senior — **Genk 1,360 Km**

Race Endurance — **15.11.2026 17:00**

Race (40:00 and 1 Laps) started at 17:01:34

Pos	No.	Name	NAT	Chassis	Raceteam	Laps	Total Tm	Diff	Best Tm	Points	Penalty
1	133	Vince Janter	BEL		DFK	31	42:22.591		1:11.728	80	
2	211	Matti Aernouts	BEL		DFK	31	42:22.785	0.194	1:11.708	80	
3	153	Yelena Mary	BEL		DFK	31	42:49.496	26.905	1:11.349	76	
4	185	Sebe Vanderperren	BEL		DFK	31	42:49.525	26.934	1:11.710	73	
5	212	Warre Crets	BEL		DFK	31	42:51.247	28.656	1:10.598	76	
6	102	Karol Kotwis	POL		DFK	31	42:51.334	28.743	1:10.774	71	
7	270	Ravi Claessens	BEL		DFK	31	42:51.446	28.855	1:10.566	73	
8	122	Ferre Van Calsteren	BEL		DFK	31	42:54.168	31.577	1:13.577	70	
9	255	Thijs den Ouden	NLD		KWM	31	42:54.434	31.843	1:12.743	71	
10	277	Andreas Deleus	BEL		DFK	31	42:55.504	32.913	1:12.707	70	
11	208	Milo Van Enkhuijzen	NLD		DFK	31	43:08.631	46.040	1:12.872	69	3 sec
12	144	Jacky van Schie	NLD		KWM	31	43:10.497	47.906	1:12.739	69	
13	231	Sam Oosterlynck	BEL		V.D. Racing	31	43:10.643	48.052	1:13.216	68	
14	266	Niek van Katwijk	NLD		DFK	31	43:23.755	1:01.164	1:13.546	67	
15	222	Jasper Eerdekens	BEL		TD Racing	31	43:23.797	1:01.206	1:12.579	66	
16	181	Seppe Verheyen	BEL		DFK	31	43:27.151	1:04.560	1:11.335	68	
17	291	Lex Aelbrecht	BEL			31	43:39.283	1:16.692	1:12.705	65	
18	120	Xavi Arts	NLD		DFK	30	42:31.671	1 Lap	1:11.304	67	3 sec
19	213	Liam Roelandts	BEL		DFK	30	42:46.928	1 Lap	1:11.729	64	
20	298	Ruben Soete	BEL		DFK	30	42:56.821	1 Lap	1:11.693	63	
21	184	Daan Vermeer	NLD		SignMind Academ	30	43:08.548	1 Lap	1:13.575	66	3 sec
22	209	Gijs Frank	NLD		DFK	29	42:37.340	2 Laps	1:05.999	62	
23	177	Jordi Van Gorkom	NLD		SignMind Academ	28	42:30.753	3 Laps	1:05.822	65	
24	234	Tessa De Hondt	BEL		DFK	28	42:47.723	3 Laps	1:05.818	61	3 sec
25	108	Stefan Asenov	BEL		DFK	26	43:22.285	5 Laps	1:05.824	64	
26	274	Davey Van der Pijl	NLD		SignMind Academ	25	43:02.271	6 Laps	1:05.871	60	
27	183	Benoit Clauwaert	BEL		DFK	25	43:18.683	6 Laps	1:06.946	63	3 sec
28	214	Genayro Gunneweg	NLD		SignMind Academ	22	43:52.367	9 Laps	1:09.299	59	
29	157	Senne Van der Aa	BEL		DFK	19	32:25.936	12 Laps	1:05.833	62	
30	106	Mike van Verseveld	NLD		SignMind Academ	18	26:27.962	13 Laps	1:09.309	61	

Announcements

These results are provisional until the conclusion of any judicial and technical matters!
#120,183,184,208,234 time penalty 3 sec. (front fairing)

Margin of Victory	⌀km/h	Best Lap Tm	km/h	Best Lap by
0.194	59,693	1:05.818	74,387	234 - Tessa De Hondt

Official Timekeeping camp-company.de — **Orbits**

Timekeeping G. Kristensen:

Clerk of the course J. Van Walsum:

Chief Scrutineer Fons van Dun:

Printed: 15.11.2026 18:09:35

posted at: h

GK4 Kart Series Round 7

Formula Honda Junior-Senior — **Genk 1,360 Km**

Race Endurance — **15.11.2026 17:00**

Race (40:00 and 1 Laps) started at 17:01:34

Pos	No.	Name	NAT	Chassis	Raceteam	Laps	Total Tm	Diff	Best Tm	Points	Penalty
Formula Honda Junior											
1	133	Vince Janter	BEL		DFK	31	42:22.591		1:11.728	80	
2	153	Yelena Mary	BEL		DFK	31	42:49.496	26.905	1:11.349	76	
3	185	Sebe Vanderperren	BEL		DFK	31	42:49.525	26.934	1:11.710	73	
4	102	Karol Kotwis	POL		DFK	31	42:51.334	28.743	1:10.774	71	
5	122	Ferre Van Calsteren	BEL		DFK	31	42:54.168	31.577	1:13.577	70	
6	144	Jacky van Schie	NLD		KWM	31	43:10.497	47.906	1:12.739	69	
7	181	Seppe Verheyen	BEL		DFK	31	43:27.151	1:04.560	1:11.335	68	
8	120	Xavi Arts	NLD		DFK	30	42:31.671	1 Lap	1:11.304	67	3 sec
9	184	Daan Vermeer	NLD		SignMind Acaden	30	43:08.548	1 Lap	1:13.575	66	3 sec
10	177	Jordi Van Gorkom	NLD		SignMind Acaden	28	42:30.753	3 Laps	1:05.822	65	
11	108	Stefan Asenov	BEL		DFK	26	43:22.285	5 Laps	1:05.824	64	
12	183	Benoit Clauwaert	BEL		DFK	25	43:18.683	6 Laps	1:06.946	63	3 sec
13	157	Senne Van der Aa	BEL		DFK	19	32:25.936	12 Laps	1:05.833	62	
14	106	Mike van Verseveld	NLD		SignMind Acaden	18	26:27.962	13 Laps	1:09.309	61	
Formula Honda Senior											
1	211	Matti Aernouts	BEL		DFK	31	42:22.785		1:11.708	80	
2	212	Warre Crets	BEL		DFK	31	42:51.247	28.462	1:10.598	76	
3	270	Ravi Claessens	BEL		DFK	31	42:51.446	28.661	1:10.566	73	
4	255	Thijs den Ouden	NLD		KWM	31	42:54.434	31.649	1:12.743	71	
5	277	Andreas Deleus	BEL		DFK	31	42:55.504	32.719	1:12.707	70	
6	208	Milo Van Enkhuijzen	NLD		DFK	31	43:08.631	45.846	1:12.872	69	3 sec
7	231	Sam Oosterlynck	BEL		V.D. Racing	31	43:10.643	47.858	1:13.216	68	
8	266	Niek van Katwijk	NLD		DFK	31	43:23.755	1:00.970	1:13.546	67	
9	222	Jasper Eerdekens	BEL		TD Racing	31	43:23.797	1:01.012	1:12.579	66	
10	291	Lex Aelbrecht	BEL			31	43:39.283	1:16.498	1:12.705	65	
11	213	Liam Roelandts	BEL		DFK	30	42:46.928	1 Lap	1:11.729	64	
12	298	Ruben Soete	BEL		DFK	30	42:56.821	1 Lap	1:11.693	63	
13	209	Gijs Frank	NLD		DFK	29	42:37.340	2 Laps	1:05.999	62	
14	234	Tessa De Hondt	BEL		DFK	28	42:47.723	3 Laps	1:05.818	61	3 sec
15	274	Davey Van der Pijl	NLD		SignMind Acaden	25	43:02.271	6 Laps	1:05.871	60	
16	214	Genayro Gunneweg	NLD		SignMind Acaden	22	43:52.367	9 Laps	1:09.299	59	

Announcements

These results are provisional until the conclusion of any judicial and technical matters!
#120,183,184,208,234 time penalty 3 sec. (front fairing)

Margin of Victory	km/h	Best Lap Tm	km/h	Best Lap by
0.194	59,693	1:05.818	74,387	234 - Tessa De Hondt

Official Timekeeping camp-company.de — **Orbits**

Timekeeping G. Kristensen:

Clerk of the course J. Van Walsum:

Chief Scrutineer Fons van Dun:

Printed: 15.11.2026 18:09:52

posted at: h

GK4 Kart Series Round 7

Formula Honda Junior-Senior — Genk 1,360 Km

Race Endurance — 15.11.2026 17:00

Race (40:00 and 1 Laps) started at 17:01:34

(133) Vince Janter

Lap	Time of Day	Lap Tm	Diff	S1 Tm	S2 Tm	S3 Tm
1	17:03:21.633	**1:26.246**	+14.518	36.618	24.650	24.978
2	17:06:04.548	**2:42.915**	+1:31.187	34.454	31.324	1:37.137
3	17:07:20.403	**1:15.855**	+4.127	31.928	22.058	21.869
4	17:08:32.882	**1:12.479**	+0.751	28.905	21.690	21.884
5	17:09:45.074	**1:12.192**	+0.464	28.962	21.218	22.012
6	17:10:57.336	**1:12.262**	+0.534	29.078	21.261	21.923
7	17:12:10.149	**1:12.813**	+1.085	29.173	21.297	22.343
8	17:13:22.892	**1:12.743**	+1.015	29.020	21.508	22.215
9	17:14:34.849	**1:11.957**	+0.229	29.094	21.044	**21.819**
10	17:15:46.577	**1:11.728**		**28.821**	**21.043**	21.864
11	17:16:59.649	**1:13.072**	+1.344	28.953	21.504	22.615
12	17:18:15.588	**1:15.939**	+4.211	30.017	22.287	23.635
13	17:19:35.579	**1:19.991**	+8.263	31.685	23.958	24.348
14	17:20:55.756	**1:20.177**	+8.449	31.733	23.895	24.549
15	17:22:15.882	**1:20.126**	+8.398	31.815	23.827	24.484
16	17:23:37.087	**1:21.205**	+9.477	31.942	24.156	25.107
17	17:24:58.183	**1:21.096**	+9.368	32.389	24.016	24.691
18	17:26:18.180	**1:19.997**	+8.269	31.690	23.828	24.479
19	17:27:39.133	**1:20.953**	+9.225	31.842	24.197	24.914
20	17:28:59.972	**1:20.839**	+9.111	31.969	24.197	24.673
21	17:30:21.028	**1:21.056**	+9.328	31.995	24.235	24.826
22	17:31:42.090	**1:21.062**	+9.334	32.181	24.243	24.638
23	17:33:03.494	**1:21.404**	+9.676	32.313	24.369	24.722
24	17:34:24.544	**1:21.050**	+9.322	32.241	24.233	24.576
25	17:35:46.075	**1:21.531**	+9.803	32.332	24.296	24.903
26	17:37:07.433	**1:21.358**	+9.630	32.236	24.330	24.792
27	17:38:29.290	**1:21.857**	+10.129	32.325	24.659	24.873
28	17:39:50.932	**1:21.642**	+9.914	32.325	24.465	24.852
29	17:41:12.551	**1:21.619**	+9.891	32.259	24.508	24.852
30	17:42:34.844	**1:22.293**	+10.565	32.542	24.612	25.139
31	17:43:57.450	**1:22.606**	+10.878	32.384	25.346	24.876

(153) Yelena Mary

Lap	Time of Day	Lap Tm	Diff	S1 Tm	S2 Tm	S3 Tm
1	17:03:10.304	**1:16.975**	+5.626	32.422	21.993	22.560
2	17:06:04.089	**2:53.785**	+1:42.436	42.520	33.039	1:38.226
3	17:07:20.169	**1:16.080**	+4.731	32.284	21.684	22.112
4	17:08:32.792	**1:12.623**	+1.274	28.924	21.594	22.105
5	17:09:44.772	**1:11.980**	+0.631	28.795	20.995	22.190
6	17:10:56.368	**1:11.596**	+0.247	28.822	20.995	21.779
7	17:12:08.100	**1:11.732**	+0.383	29.015	20.962	21.755
8	17:13:19.449	**1:11.349**		**28.791**	**20.908**	**21.650**
9	17:14:31.436	**1:11.987**	+0.638	28.991	21.196	21.800
10	17:15:43.374	**1:11.938**	+0.589	29.306	20.939	21.693
11	17:16:57.340	**1:13.966**	+2.617	29.256	21.993	22.717
12	17:18:13.011	**1:15.671**	+4.322	30.000	22.402	23.269
13	17:19:33.692	**1:20.681**	+9.332	31.642	24.449	24.590
14	17:20:54.705	**1:21.013**	+9.664	32.041	24.126	24.846
15	17:22:15.988	**1:21.283**	+9.934	31.970	24.350	24.963
16	17:23:37.439	**1:21.451**	+10.102	32.407	24.206	24.838
17	17:24:59.797	**1:22.358**	+11.009	33.016	24.357	24.985
18	17:26:22.015	**1:22.218**	+10.869	32.414	24.480	25.324
19	17:27:45.098	**1:23.083**	+11.734	33.061	24.778	25.244
20	17:29:08.076	**1:22.978**	+11.629	32.768	24.737	25.473
21	17:30:31.511	**1:23.435**	+12.086	33.086	24.734	25.615
22	17:31:54.252	**1:22.741**	+11.392	32.680	24.744	25.317
23	17:33:17.312	**1:23.060**	+11.711	32.937	24.736	25.387
24	17:34:40.440	**1:23.128**	+11.779	32.795	24.907	25.426
25	17:36:03.607	**1:23.167**	+11.818	32.938	24.891	25.338
26	17:37:27.188	**1:23.581**	+12.232	32.700	25.388	25.493
27	17:38:49.895	**1:22.707**	+11.358	32.540	24.764	25.403
28	17:40:13.840	**1:23.945**	+12.596	33.068	25.254	25.623
29	17:41:37.088	**1:23.248**	+11.899	32.907	25.011	25.330
30	17:43:01.282	**1:24.194**	+12.845	33.848	25.023	25.323
31	17:44:24.355	**1:23.073**	+11.724	32.933	24.773	25.367

(211) Matti Aernouts

Lap	Time of Day	Lap Tm	Diff	S1 Tm	S2 Tm	S3 Tm
1	17:03:05.438	**1:15.669**	+3.961	31.408	21.846	22.415
2	17:06:01.937	**2:56.499**	+1:44.791	43.260	33.200	1:40.039
3	17:07:16.488	**1:14.551**	+2.843	31.701	**20.827**	22.023
4	17:08:28.196	**1:11.708**		**28.779**	21.172	21.757
5	17:09:41.559	**1:13.363**	+1.655	29.863	21.547	21.953
6	17:10:54.105	**1:12.546**	+0.838	29.541	21.163	21.842
7	17:12:06.226	**1:12.121**	+0.413	29.053	21.146	21.922
8	17:13:19.008	**1:12.782**	+1.074	29.606	21.184	21.992
9	17:14:31.302	**1:12.294**	+0.586	29.226	21.162	21.906
10	17:15:43.278	**1:11.976**	+0.268	29.330	20.932	**21.714**
11	17:16:57.260	**1:13.982**	+2.274	29.147	22.108	22.727
12	17:18:14.240	**1:16.980**	+5.272	30.611	22.634	23.735
13	17:19:34.926	**1:20.686**	+8.978	32.000	24.094	24.592
14	17:20:55.688	**1:20.762**	+9.054	31.823	24.133	24.806
15	17:22:16.648	**1:20.960**	+9.252	31.809	24.441	24.710
16	17:23:37.535	**1:20.887**	+9.179	31.785	24.516	24.586
17	17:24:59.112	**1:21.577**	+9.869	32.594	24.289	24.694
18	17:26:19.702	**1:20.590**	+8.882	31.839	23.947	24.804
19	17:27:41.227	**1:21.525**	+9.817	31.880	24.215	25.430
20	17:29:02.334	**1:21.107**	+9.399	31.733	24.628	24.746
21	17:30:23.299	**1:20.965**	+9.257	32.031	24.235	24.699
22	17:31:44.878	**1:21.579**	+9.871	31.651	24.623	25.305
23	17:33:06.149	**1:21.271**	+9.563	31.941	24.626	24.704
24	17:34:27.338	**1:21.189**	+9.481	31.986	24.370	24.833
25	17:35:48.368	**1:21.030**	+9.322	31.818	24.640	24.572
26	17:37:09.558	**1:21.190**	+9.482	31.893	24.322	24.975
27	17:38:30.802	**1:21.244**	+9.536	32.213	24.289	24.742
28	17:39:51.583	**1:20.781**	+9.073	31.871	24.152	24.758
29	17:41:12.844	**1:21.261**	+9.553	32.035	24.417	24.809
30	17:42:35.115	**1:22.271**	+10.563	32.619	24.808	24.844
31	17:43:57.644	**1:22.529**	+10.821	32.392	25.067	25.070

(185) Sebe Vanderperren

Lap	Time of Day	Lap Tm	Diff	S1 Tm	S2 Tm	S3 Tm
1	17:03:05.810	**1:15.677**	+3.967	31.428	21.783	22.466
2	17:06:02.405	**2:56.595**	+1:44.885	43.677	33.168	1:39.750
3	17:07:16.577	**1:14.172**	+2.462	31.340	**21.008**	21.824
4	17:08:28.287	**1:11.710**		28.812	21.149	21.749
5	17:09:41.893	**1:13.606**	+1.896	29.895	21.948	21.763
6	17:10:54.196	**1:12.303**	+0.593	29.308	21.166	21.829
7	17:12:06.306	**1:12.110**	+0.400	29.062	21.149	21.899
8	17:13:18.233	**1:11.927**	+0.217	28.999	21.199	21.729
9	17:14:30.109	**1:11.876**	+0.166	28.968	21.172	21.736
10	17:15:42.113	**1:12.004**	+0.294	28.996	21.398	**21.610**
11	17:16:54.564	**1:12.451**	+0.741	**28.775**	21.486	22.190
12	17:18:10.361	**1:15.797**	+4.087	29.601	22.593	23.603
13	17:19:31.926	**1:21.565**	+9.855	31.837	24.542	25.186
14	17:20:54.792	**1:22.866**	+11.156	33.085	24.491	25.290
15	17:22:16.868	**1:22.076**	+10.366	32.238	24.569	25.269
16	17:23:39.081	**1:22.213**	+10.503	32.174	24.661	25.378
17	17:25:01.521	**1:22.440**	+10.730	32.583	24.625	25.232
18	17:26:24.755	**1:23.234**	+11.524	33.076	24.866	25.292
19	17:27:47.618	**1:22.863**	+11.153	32.555	24.891	25.417
20	17:29:09.724	**1:22.106**	+10.396	32.287	24.586	25.233
21	17:30:31.898	**1:22.174**	+10.464	32.487	24.731	24.956
22	17:31:54.397	**1:22.499**	+10.789	32.392	24.990	25.117
23	17:33:17.510	**1:23.113**	+11.403	32.515	24.735	25.863
24	17:34:40.561	**1:23.051**	+11.341	32.902	24.911	25.238
25	17:36:03.719	**1:23.158**	+11.448	32.916	25.233	25.009
26	17:37:28.899	**1:25.180**	+13.470	32.933	26.835	25.412
27	17:38:52.204	**1:23.305**	+11.595	32.482	24.898	25.925
28	17:40:15.554	**1:23.350**	+11.640	32.862	25.326	25.162
29	17:41:38.459	**1:22.905**	+11.195	32.738	24.917	25.250
30	17:43:01.369	**1:22.910**	+11.200	32.571	25.245	25.094
31	17:44:24.384	**1:23.015**	+11.305	32.941	24.929	25.145

GK4 Kart Series Round 7

Formula Honda Junior-Senior — Genk 1,360 Km

Race Endurance — 15.11.2026 17:00

Race (40:00 and 1 Laps) started at 17:01:34

(212) Warre Crets

Lap	Time of Day	Lap Tm	Diff	S1 Tm	S2 Tm	S3 Tm
1	17:03:08.126	**1:17.528**	+6.930	31.496	22.611	23.421
2	17:06:02.679	**2:54.553**	+1:43.955	42.492	32.339	1:39.722
3	17:07:16.824	**1:14.145**	+3.547	32.385	**20.644**	**21.116**
4	17:08:28.444	**1:11.620**	+1.022	28.765	21.079	21.776
5	17:09:39.360	**1:10.916**	+0.318	28.510	21.000	21.406
6	17:10:50.094	**1:10.734**	+0.136	28.587	20.782	21.365
7	17:12:00.818	**1:10.724**	+0.126	28.686	20.713	21.325
8	17:13:11.416	**1:10.598**		28.476	20.794	21.328
9	17:14:22.103	**1:10.687**	+0.089	28.479	20.755	21.453
10	17:15:32.755	**1:10.652**	+0.054	**28.428**	20.793	21.431
11	17:16:43.888	**1:11.133**	+0.535	28.541	20.901	21.691
12	17:17:58.236	**1:14.348**	+3.750	29.285	21.970	23.093
13	17:19:19.372	**1:21.136**	+10.538	31.733	24.396	25.007
14	17:20:41.331	**1:21.959**	+11.361	32.559	24.517	24.883
15	17:22:02.697	**1:21.366**	+10.768	32.076	24.515	24.775
16	17:23:25.252	**1:22.555**	+11.957	31.900	24.879	25.776
17	17:24:47.837	**1:22.585**	+11.987	32.389	24.928	25.268
18	17:26:10.835	**1:22.998**	+12.400	32.519	25.027	25.452
19	17:27:34.540	**1:23.705**	+13.107	32.985	25.207	25.513
20	17:28:57.861	**1:23.321**	+12.723	32.837	25.003	25.481
21	17:30:21.108	**1:23.247**	+12.649	32.813	25.064	25.370
22	17:31:45.056	**1:23.948**	+13.350	33.034	25.166	25.748
23	17:33:08.746	**1:23.690**	+13.092	32.818	25.245	25.627
24	17:34:32.661	**1:23.915**	+13.317	32.727	25.275	25.913
25	17:35:57.748	**1:25.087**	+14.489	33.165	26.326	25.596
26	17:37:22.562	**1:24.814**	+14.216	33.461	25.570	25.783
27	17:38:47.216	**1:24.654**	+14.056	33.306	25.581	25.767
28	17:40:12.298	**1:25.082**	+14.484	33.082	25.503	26.497
29	17:41:37.022	**1:24.724**	+14.126	33.326	25.656	25.742
30	17:43:01.138	**1:24.116**	+13.518	33.222	25.407	25.487
31	17:44:26.106	**1:24.968**	+14.370	33.895	25.420	25.653

(270) Ravi Claessens

Lap	Time of Day	Lap Tm	Diff	S1 Tm	S2 Tm	S3 Tm
1	17:03:08.915	**1:16.784**	+6.218	31.542	21.721	23.521
2	17:06:03.600	**2:54.685**	+1:44.119	42.936	32.618	1:39.131
3	17:07:18.313	**1:14.713**	+4.147	31.997	21.020	21.696
4	17:08:29.419	**1:11.106**	+0.540	**28.242**	20.734	22.130
5	17:09:41.672	**1:12.253**	+1.687	28.721	21.606	21.926
6	17:10:52.238	**1:10.566**		28.290	20.860	**21.416**
7	17:12:03.199	**1:10.961**	+0.395	28.702	20.798	21.461
8	17:13:14.032	**1:10.833**	+0.267	28.554	20.756	21.523
9	17:14:25.041	**1:11.009**	+0.443	28.724	20.687	21.598
10	17:15:35.768	**1:10.727**	+0.161	28.677	**20.598**	21.452
11	17:16:47.224	**1:11.456**	+0.890	28.598	20.993	21.865
12	17:18:01.328	**1:14.104**	+3.538	29.293	21.822	22.989
13	17:19:21.436	**1:20.108**	+9.542	31.331	24.103	24.674
14	17:20:42.453	**1:21.017**	+10.451	31.938	24.232	24.847
15	17:22:03.200	**1:20.747**	+10.181	31.847	24.190	24.710
16	17:23:31.800	**1:28.600**	+18.034	31.910	31.767	24.923
17	17:24:54.105	**1:22.305**	+11.739	32.472	24.715	25.118
18	17:26:16.451	**1:22.346**	+11.780	32.356	24.696	25.294
19	17:27:39.550	**1:23.099**	+12.533	32.991	24.589	25.519
20	17:29:03.169	**1:23.619**	+13.053	32.781	25.409	25.429
21	17:30:26.578	**1:23.409**	+12.843	32.770	25.460	25.179
22	17:31:49.778	**1:23.200**	+12.634	32.745	24.993	25.462
23	17:33:13.378	**1:23.600**	+13.034	33.048	25.144	25.408
24	17:34:37.153	**1:23.775**	+13.209	33.067	25.183	25.525
25	17:36:01.380	**1:24.227**	+13.661	33.738	25.124	25.365
26	17:37:25.230	**1:23.850**	+13.284	33.056	25.102	25.692
27	17:38:49.176	**1:23.946**	+13.380	33.051	25.314	25.581
28	17:40:13.234	**1:24.058**	+13.492	32.941	25.389	25.728
29	17:41:37.414	**1:24.180**	+13.614	32.830	25.552	25.798
30	17:43:02.551	**1:25.137**	+14.571	33.914	25.749	25.474
31	17:44:26.305	**1:23.754**	+13.188	33.105	25.287	25.362

(102) Karol Kotwis

Lap	Time of Day	Lap Tm	Diff	S1 Tm	S2 Tm	S3 Tm
1	17:03:08.676	**1:16.795**	+6.021	31.505	21.820	23.470
2	17:06:02.997	**2:54.321**	+1:43.547	42.646	32.883	1:38.792
3	17:07:17.609	**1:14.612**	+3.838	32.492	20.792	**21.328**
4	17:08:28.569	**1:10.960**	+0.186	**28.476**	21.003	21.481
5	17:09:39.890	**1:11.321**	+0.547	29.351	**20.549**	21.421
6	17:10:50.766	**1:10.876**	+0.102	28.520	20.631	21.725
7	17:12:01.591	**1:10.825**	+0.051	28.707	20.701	21.417
8	17:13:12.368	**1:10.777**	+0.003	28.657	20.652	21.468
9	17:14:23.392	**1:11.024**	+0.250	28.672	20.751	21.601
10	17:15:34.166	**1:10.774**		28.660	20.648	21.466
11	17:16:45.486	**1:11.320**	+0.546	28.631	20.896	21.793
12	17:17:58.886	**1:13.400**	+2.626	29.310	21.494	22.596
13	17:19:19.468	**1:20.582**	+9.808	31.260	24.385	24.937
14	17:20:41.430	**1:21.962**	+11.188	32.573	24.533	24.856
15	17:22:02.795	**1:21.365**	+10.591	32.085	24.522	24.758
16	17:23:25.458	**1:22.663**	+11.889	31.907	25.058	25.698
17	17:24:48.123	**1:22.665**	+11.891	32.435	24.881	25.349
18	17:26:10.947	**1:22.824**	+12.050	32.343	25.094	25.387
19	17:27:34.840	**1:23.893**	+13.119	33.042	25.186	25.665
20	17:28:57.959	**1:23.119**	+12.345	32.724	25.056	25.339
21	17:30:21.357	**1:23.398**	+12.624	32.841	25.272	25.285
22	17:31:45.158	**1:23.801**	+13.027	32.900	25.412	25.489
23	17:33:09.105	**1:23.947**	+13.173	32.834	25.510	25.603
24	17:34:33.458	**1:24.353**	+13.579	33.542	25.184	25.627
25	17:35:58.070	**1:24.612**	+13.838	32.947	25.926	25.739
26	17:37:22.779	**1:24.709**	+13.935	33.256	25.730	25.723
27	17:38:47.319	**1:24.540**	+13.766	33.241	25.565	25.734
28	17:40:12.491	**1:25.172**	+14.398	33.452	25.386	26.334
29	17:41:37.131	**1:24.640**	+13.866	33.282	25.648	25.710
30	17:43:02.186	**1:25.055**	+14.281	34.083	25.612	25.360
31	17:44:26.193	**1:24.007**	+13.233	33.084	25.466	25.457

(122) Ferre Van Calsteren

Lap	Time of Day	Lap Tm	Diff	S1 Tm	S2 Tm	S3 Tm
1	17:03:27.472	**1:28.743**	+15.166	37.395	25.475	25.873
2	17:06:05.527	**2:38.055**	+1:24.478	35.207	28.154	1:34.694
3	17:07:24.704	**1:19.177**	+5.600	34.210	22.259	22.708
4	17:08:39.218	**1:14.514**	+0.937	29.742	22.217	22.555
5	17:09:53.176	**1:13.958**	+0.381	29.703	22.023	22.232
6	17:11:07.034	**1:13.858**	+0.281	29.713	21.865	22.280
7	17:12:20.611	**1:13.577**		29.537	21.763	22.277
8	17:13:34.505	**1:13.894**	+0.317	29.629	21.782	22.483
9	17:14:48.777	**1:14.272**	+0.695	30.188	21.788	22.296
10	17:16:02.510	**1:13.733**	+0.156	29.855	**21.745**	**22.133**
11	17:17:16.660	**1:14.150**	+0.573	**29.498**	22.098	22.554
12	17:18:34.423	**1:17.763**	+4.186	30.055	23.610	24.098
13	17:19:54.375	**1:19.952**	+6.375	31.317	24.336	24.299
14	17:21:14.835	**1:20.460**	+6.883	31.812	24.155	24.493
15	17:22:35.686	**1:20.851**	+7.274	31.809	24.562	24.480
16	17:23:56.142	**1:20.456**	+6.879	31.946	24.039	24.471
17	17:25:17.690	**1:21.548**	+7.971	31.909	24.743	24.896
18	17:26:39.220	**1:21.530**	+7.953	32.186	24.653	24.691
19	17:28:01.246	**1:22.026**	+8.449	32.241	24.777	25.008
20	17:29:22.598	**1:21.352**	+7.775	32.154	24.458	24.740
21	17:30:44.666	**1:22.068**	+8.491	32.035	24.846	25.187
22	17:32:06.566	**1:21.900**	+8.323	32.330	24.584	24.986
23	17:33:28.300	**1:21.734**	+8.157	32.374	24.676	24.684
24	17:34:50.548	**1:22.248**	+8.671	32.211	25.216	24.821
25	17:36:12.040	**1:21.492**	+7.915	32.398	24.312	24.782
26	17:37:35.915	**1:23.875**	+10.298	33.799	24.893	25.183
27	17:38:59.483	**1:23.568**	+9.991	33.734	24.949	24.885
28	17:40:21.352	**1:21.869**	+8.292	32.344	24.635	24.890
29	17:41:43.535	**1:22.183**	+8.606	32.506	24.982	24.695
30	17:43:06.110	**1:22.575**	+8.998	32.362	24.942	25.271
31	17:44:29.027	**1:22.917**	+9.340	32.716	25.123	25.078

GK4 Kart Series Round 7

Formula Honda Junior-Senior — Genk 1,360 Km

Race Endurance — 15.11.2026 17:00

Race (40:00 and 1 Laps) started at 17:01:34

(255) Thijs den Ouden

Lap	Time of Day	Lap Tm	Diff	S1 Tm	S2 Tm	S3 Tm
1	17:03:09.322	**1:16.977**	+4.234	31.565	22.104	23.308
2	17:06:03.587	**2:54.265**	+1:41.522	42.856	32.923	1:38.486
3	17:07:19.601	**1:16.014**	+3.271	32.093	21.894	**22.027**
4	17:08:32.698	**1:13.097**	+0.354	29.386	21.578	22.133
5	17:09:46.463	**1:13.765**	+1.022	29.597	21.818	22.350
6	17:11:00.110	**1:13.647**	+0.904	29.521	21.760	22.366
7	17:12:13.706	**1:13.596**	+0.853	29.578	21.776	22.242
8	17:13:26.807	**1:13.101**	+0.358	29.304	21.541	22.256
9	17:14:40.088	**1:13.281**	+0.538	29.389	21.696	22.196
10	17:15:52.831	**1:12.743**		**29.163**	**21.427**	22.153
11	17:17:06.745	**1:13.914**	+1.171	29.285	21.849	22.780
12	17:18:24.546	**1:17.801**	+5.058	30.299	23.150	24.352
13	17:19:52.302	**1:27.756**	+15.013	32.258	30.352	25.146
14	17:21:14.080	**1:21.778**	+9.035	32.335	24.581	24.862
15	17:22:35.930	**1:21.850**	+9.107	32.347	24.549	24.954
16	17:23:57.505	**1:21.575**	+8.832	32.185	24.538	24.852
17	17:25:19.363	**1:21.858**	+9.115	32.257	24.636	24.965
18	17:26:42.111	**1:22.748**	+10.005	32.289	24.988	25.471
19	17:28:04.373	**1:22.262**	+9.519	32.286	25.003	24.973
20	17:29:26.489	**1:22.116**	+9.373	32.410	24.695	25.011
21	17:30:48.078	**1:21.589**	+8.846	32.175	24.683	24.731
22	17:32:09.956	**1:21.878**	+9.135	32.200	24.694	24.984
23	17:33:31.839	**1:21.883**	+9.140	32.213	24.864	24.806
24	17:34:53.508	**1:21.669**	+8.926	32.150	24.678	24.841
25	17:36:15.290	**1:21.782**	+9.039	32.228	24.578	24.976
26	17:37:38.371	**1:23.081**	+10.338	33.364	24.921	24.796
27	17:39:00.334	**1:21.963**	+9.220	32.416	24.795	24.752
28	17:40:21.899	**1:21.565**	+8.822	32.135	24.658	24.772
29	17:41:43.956	**1:22.057**	+9.314	32.454	24.613	24.990
30	17:43:06.287	**1:22.331**	+9.588	32.287	24.827	25.217
31	17:44:29.293	**1:23.006**	+10.263	32.914	24.974	25.118

(208) Milo Van Enkhuijzen

Lap	Time of Day	Lap Tm	Diff	S1 Tm	S2 Tm	S3 Tm
1	17:03:28.283	**1:28.728**	+15.856	37.344	25.723	25.661
2	17:06:06.494	**2:38.211**	+1:25.339	35.107	28.340	1:34.764
3	17:07:22.535	**1:16.041**	+3.169	32.196	22.060	**21.785**
4	17:08:35.683	**1:13.148**	+0.276	29.186	21.575	22.387
5	17:09:48.555	**1:12.872**		**29.163**	**21.498**	22.211
6	17:11:01.521	**1:12.966**	+0.094	29.459	21.517	21.990
7	17:12:14.583	**1:13.062**	+0.190	29.451	21.557	22.054
8	17:13:27.559	**1:12.976**	+0.104	29.213	21.617	22.146
9	17:14:40.530	**1:12.971**	+0.099	29.212	21.523	22.236
10	17:15:53.678	**1:13.148**	+0.276	29.521	21.519	22.108
11	17:17:07.847	**1:14.169**	+1.297	29.468	22.012	22.689
12	17:18:25.965	**1:18.118**	+5.246	30.679	23.151	24.288
13	17:19:46.472	**1:20.507**	+7.635	31.849	24.256	24.402
14	17:21:06.860	**1:20.388**	+7.516	31.968	23.984	24.436
15	17:22:27.394	**1:20.534**	+7.662	31.846	24.132	24.556
16	17:23:48.239	**1:20.845**	+7.973	32.017	24.148	24.680
17	17:25:10.078	**1:21.839**	+8.967	31.923	25.191	24.725
18	17:26:31.794	**1:21.716**	+8.844	32.096	24.399	25.221
19	17:27:55.197	**1:23.403**	+10.531	32.243	25.103	26.057
20	17:29:18.558	**1:23.361**	+10.489	33.271	24.834	25.256
21	17:30:41.472	**1:22.914**	+10.042	32.609	25.090	25.215
22	17:32:04.255	**1:22.783**	+9.911	32.687	25.020	25.076
23	17:33:27.082	**1:22.827**	+9.955	32.814	25.022	24.991
24	17:34:50.091	**1:23.009**	+10.137	32.629	24.997	25.383
25	17:36:13.071	**1:22.980**	+10.108	32.731	25.005	25.244
26	17:37:44.161	**1:31.090**	+18.218	39.279	26.522	25.289
27	17:39:07.928	**1:23.767**	+10.895	33.140	25.536	25.091
28	17:40:31.464	**1:23.536**	+10.664	33.063	25.065	25.408
29	17:41:54.753	**1:23.289**	+10.417	32.884	24.890	25.515
30	17:43:17.585	**1:22.832**	+9.960	32.885	24.772	25.175
31	17:44:40.490	**1:22.905**	+10.033	32.848	24.942	25.115

(277) Andreas Deleus

Lap	Time of Day	Lap Tm	Diff	S1 Tm	S2 Tm	S3 Tm
1	17:03:05.596	**1:15.648**	+2.941	31.428	21.825	22.395
2	17:06:02.170	**2:56.574**	+1:43.867	43.465	33.317	1:39.792
3	17:07:18.784	**1:16.614**	+3.907	32.761	21.660	22.193
4	17:08:31.491	**1:12.707**		**29.089**	**21.426**	**22.192**
5	17:09:44.589	**1:13.098**	+0.391	29.125	21.613	22.360
6	17:10:58.577	**1:13.988**	+1.281	29.503	22.125	22.360
7	17:12:12.398	**1:13.821**	+1.114	29.806	21.620	22.395
8	17:13:25.985	**1:13.587**	+0.880	29.542	21.580	22.465
9	17:14:39.989	**1:14.004**	+1.297	30.001	21.482	22.521
10	17:15:55.196	**1:15.207**	+2.500	30.426	22.323	22.458
11	17:17:09.811	**1:14.615**	+1.908	29.621	21.850	23.144
12	17:18:28.680	**1:18.869**	+6.162	31.019	23.425	24.425
13	17:19:49.762	**1:21.082**	+8.375	31.979	24.282	24.821
14	17:21:11.128	**1:21.366**	+8.659	32.093	24.417	24.856
15	17:22:32.505	**1:21.377**	+8.670	32.065	24.417	24.895
16	17:23:54.107	**1:21.602**	+8.895	32.226	24.367	25.009
17	17:25:15.443	**1:21.336**	+8.629	32.249	24.123	24.964
18	17:26:37.101	**1:21.658**	+8.951	32.286	24.313	25.059
19	17:28:00.134	**1:23.033**	+10.326	32.645	24.431	25.957
20	17:29:22.449	**1:22.315**	+9.608	32.299	24.599	25.417
21	17:30:45.240	**1:22.791**	+10.084	32.512	24.862	25.417
22	17:32:07.758	**1:22.518**	+9.811	32.660	24.679	25.179
23	17:33:30.154	**1:22.396**	+9.689	32.267	24.877	25.252
24	17:34:52.437	**1:22.283**	+9.576	32.461	24.582	25.240
25	17:36:14.345	**1:21.908**	+9.201	32.322	24.485	25.101
26	17:37:37.774	**1:23.429**	+10.722	33.374	24.828	25.227
27	17:39:00.192	**1:22.418**	+9.711	32.668	24.613	25.137
28	17:40:22.786	**1:22.594**	+9.887	32.572	24.778	25.244
29	17:41:45.137	**1:22.351**	+9.644	32.455	24.611	25.285
30	17:43:07.592	**1:22.455**	+9.748	32.457	24.609	25.389
31	17:44:30.363	**1:22.771**	+10.064	32.620	25.038	25.113

(144) Jacky van Schie

Lap	Time of Day	Lap Tm	Diff	S1 Tm	S2 Tm	S3 Tm
1	17:03:23.873	**1:26.967**	+14.228	36.479	24.668	25.820
2	17:06:05.126	**2:41.253**	+1:28.514	34.045	31.082	1:36.126
3	17:07:20.618	**1:15.492**	+2.753	31.798	21.757	**21.937**
4	17:08:34.596	**1:13.978**	+1.239	29.537	22.145	22.296
5	17:09:47.895	**1:13.299**	+0.560	29.773	21.425	22.101
6	17:11:00.701	**1:12.806**	+0.067	29.451	**21.320**	22.035
7	17:12:13.815	**1:13.114**	+0.375	29.381	21.498	22.235
8	17:13:26.859	**1:13.044**	+0.305	29.297	21.537	22.210
9	17:14:40.178	**1:13.319**	+0.580	29.437	21.697	22.185
10	17:15:52.917	**1:12.739**		**29.171**	21.471	22.097
11	17:17:06.835	**1:13.918**	+1.179	29.299	21.849	22.770
12	17:18:24.637	**1:17.802**	+5.063	30.309	23.150	24.343
13	17:19:44.782	**1:20.145**	+7.406	31.804	24.209	24.132
14	17:21:05.163	**1:20.381**	+7.642	32.267	23.859	24.255
15	17:22:25.059	**1:19.896**	+7.157	31.659	23.986	24.251
16	17:23:45.961	**1:20.902**	+8.163	32.600	24.081	24.221
17	17:25:08.493	**1:22.532**	+9.793	32.235	25.166	25.131
18	17:26:30.415	**1:21.922**	+9.183	32.327	24.233	25.362
19	17:27:54.711	**1:24.296**	+11.557	33.063	25.281	25.952
20	17:29:17.193	**1:22.482**	+9.743	32.776	24.688	25.018
21	17:30:40.173	**1:22.980**	+10.241	33.023	25.023	24.934
22	17:32:02.601	**1:22.428**	+9.689	32.737	24.613	25.078
23	17:33:25.831	**1:23.230**	+10.491	32.879	25.159	25.192
24	17:34:48.362	**1:22.531**	+9.792	32.773	24.869	24.889
25	17:36:11.163	**1:22.801**	+10.062	32.841	24.838	25.122
26	17:37:46.307	**1:35.144**	+22.405	42.708	26.026	26.410
27	17:39:10.076	**1:23.769**	+11.030	33.291	25.040	25.438
28	17:40:34.341	**1:24.265**	+11.526	33.227	25.309	25.729
29	17:41:57.871	**1:23.530**	+10.791	33.362	24.948	25.220
30	17:43:21.332	**1:23.461**	+10.722	32.666	25.257	25.538
31	17:44:45.356	**1:24.024**	+11.285	32.835	25.500	25.689

GK4 Kart Series Round 7

Formula Honda Junior-Senior — Genk 1,360 Km

Race Endurance — 15.11.2026 17:00

Race (40:00 and 1 Laps) started at 17:01:34

(231) Sam Oosterlynck

Lap	Time of Day	Lap Tm	Diff	S1 Tm	S2 Tm	S3 Tm
1	17:03:27.680	**1:28.383**	+15.167	37.225	25.593	25.565
2	17:06:05.878	**2:38.198**	+1:24.982	35.352	28.260	1:34.586
3	17:07:23.646	**1:17.768**	+4.552	33.131	22.290	22.347
4	17:08:36.862	**1:13.216**		**29.443**	**21.444**	**22.329**
5	17:09:50.918	**1:14.056**	+0.840	29.980	21.611	22.465
6	17:11:04.732	**1:13.814**	+0.598	29.720	21.624	22.470
7	17:12:19.499	**1:14.767**	+1.551	30.182	21.818	22.767
8	17:13:34.321	**1:14.822**	+1.606	30.238	21.859	22.725
9	17:14:48.690	**1:14.369**	+1.153	30.163	21.604	22.602
10	17:16:03.753	**1:15.063**	+1.847	29.838	22.631	22.594
11	17:17:19.074	**1:15.321**	+2.105	30.199	22.015	23.107
12	17:18:41.957	**1:22.883**	+9.667	32.796	25.391	24.696
13	17:20:02.895	**1:20.938**	+7.722	32.192	24.160	24.586
14	17:21:23.559	**1:20.664**	+7.448	32.206	23.929	24.529
15	17:22:44.573	**1:21.014**	+7.798	32.253	24.330	24.431
16	17:24:05.326	**1:20.753**	+7.537	32.165	24.083	24.505
17	17:25:26.494	**1:21.168**	+7.952	32.242	24.153	24.773
18	17:26:47.943	**1:21.449**	+8.233	32.411	24.270	24.768
19	17:28:09.905	**1:21.962**	+8.746	32.518	24.448	24.996
20	17:29:37.868	**1:27.963**	+14.747	37.646	25.183	25.134
21	17:30:59.663	**1:21.795**	+8.579	32.614	24.512	24.669
22	17:32:21.414	**1:21.751**	+8.535	32.415	24.539	24.797
23	17:33:43.844	**1:22.430**	+9.214	32.830	24.694	24.906
24	17:35:06.191	**1:22.347**	+9.131	32.586	24.677	25.084
25	17:36:28.332	**1:22.141**	+8.925	32.687	24.653	24.801
26	17:37:50.960	**1:22.628**	+9.412	32.452	24.896	25.280
27	17:39:14.507	**1:23.547**	+10.331	33.700	24.849	24.998
28	17:40:37.043	**1:22.536**	+9.320	32.705	24.822	25.009
29	17:41:59.391	**1:22.348**	+9.132	32.728	24.629	24.991
30	17:43:21.679	**1:22.288**	+9.072	32.612	24.662	25.014
31	17:44:45.502	**1:23.823**	+10.607	33.232	24.865	25.726

(222) Jasper Eerdekens

Lap	Time of Day	Lap Tm	Diff	S1 Tm	S2 Tm	S3 Tm
1	17:03:26.503	**1:28.774**	+16.195	37.311	25.414	26.049
2	17:06:05.422	**2:38.919**	+1:26.340	35.554	28.485	1:34.880
3	17:07:22.391	**1:16.969**	+4.390	32.490	22.475	22.004
4	17:08:35.857	**1:13.466**	+0.887	29.724	21.719	22.023
5	17:09:48.744	**1:12.887**	+0.308	29.327	21.405	22.155
6	17:11:01.879	**1:13.135**	+0.556	29.580	21.433	22.122
7	17:12:15.148	**1:13.269**	+0.690	29.634	21.542	22.093
8	17:13:27.727	**1:12.579**		**29.169**	**21.386**	22.024
9	17:14:40.677	**1:12.950**	+0.371	29.314	21.427	22.209
10	17:15:54.473	**1:13.796**	+1.217	29.753	22.052	**21.991**
11	17:17:08.534	**1:14.061**	+1.482	29.371	21.875	22.815
12	17:18:27.088	**1:18.554**	+5.975	30.633	23.432	24.489
13	17:19:48.709	**1:21.621**	+9.042	32.300	24.320	25.001
14	17:21:10.394	**1:21.685**	+9.106	32.447	24.427	24.811
15	17:22:32.971	**1:22.577**	+9.998	32.650	24.451	25.476
16	17:23:55.183	**1:22.212**	+9.633	32.150	24.575	25.487
17	17:25:17.778	**1:22.595**	+10.016	32.444	24.564	25.587
18	17:26:40.849	**1:23.071**	+10.492	32.643	25.129	25.299
19	17:28:04.360	**1:23.511**	+10.932	32.875	24.837	25.799
20	17:29:28.429	**1:24.069**	+11.490	33.333	24.953	25.783
21	17:30:52.164	**1:23.735**	+11.156	32.990	25.005	25.740
22	17:32:15.970	**1:23.806**	+11.227	33.348	24.853	25.605
23	17:33:39.502	**1:23.532**	+10.953	33.126	24.918	25.488
24	17:35:02.782	**1:23.280**	+10.701	32.867	25.088	25.325
25	17:36:25.627	**1:22.845**	+10.266	32.620	24.879	25.346
26	17:37:50.719	**1:25.092**	+12.513	33.920	25.522	25.650
27	17:39:17.104	**1:26.385**	+13.806	34.359	25.702	26.324
28	17:40:43.476	**1:26.372**	+13.793	34.662	25.555	26.155
29	17:42:09.628	**1:26.152**	+13.573	33.512	26.399	26.241
30	17:43:33.903	**1:24.275**	+11.696	33.599	25.164	25.512
31	17:44:58.656	**1:24.753**	+12.174	33.928	25.144	25.681

(266) Niek van Katwijk

Lap	Time of Day	Lap Tm	Diff	S1 Tm	S2 Tm	S3 Tm
1	17:03:31.471	**1:27.003**	+13.457	35.569	26.712	24.722
2	17:06:07.305	**2:35.834**	+1:22.288	35.578	28.118	1:32.138
3	17:07:24.762	**1:17.457**	+3.911	32.554	22.479	22.424
4	17:08:39.059	**1:14.297**	+0.751	29.555	22.176	22.566
5	17:09:53.084	**1:14.025**	+0.479	29.762	21.802	22.461
6	17:11:06.895	**1:13.811**	+0.265	29.565	21.823	22.423
7	17:12:20.441	**1:13.546**		29.569	**21.710**	**22.267**
8	17:13:34.417	**1:13.976**	+0.430	29.700	21.769	22.507
9	17:14:49.489	**1:15.072**	+1.526	30.164	21.830	23.078
10	17:16:04.086	**1:14.597**	+1.051	**29.460**	22.449	22.688
11	17:17:19.679	**1:15.593**	+2.047	29.966	22.281	23.346
12	17:18:42.647	**1:22.968**	+9.422	32.639	24.694	25.635
13	17:20:04.390	**1:21.743**	+8.197	32.417	24.418	24.908
14	17:21:26.068	**1:21.678**	+8.132	32.494	24.455	24.729
15	17:22:48.489	**1:22.421**	+8.875	32.610	24.729	25.082
16	17:24:10.273	**1:21.784**	+8.238	32.224	24.558	25.002
17	17:25:32.144	**1:21.871**	+8.325	32.215	24.463	25.193
18	17:26:53.836	**1:21.692**	+8.146	32.191	24.406	25.095
19	17:28:16.276	**1:22.440**	+8.894	32.368	24.740	25.332
20	17:29:40.009	**1:23.733**	+10.187	32.193	26.386	25.154
21	17:31:02.908	**1:22.899**	+9.353	33.028	24.740	25.131
22	17:32:25.577	**1:22.669**	+9.123	32.891	24.807	24.971
23	17:33:48.377	**1:22.800**	+9.254	32.712	24.858	25.230
24	17:35:11.009	**1:22.632**	+9.086	32.505	24.848	25.279
25	17:36:33.829	**1:22.820**	+9.274	32.827	24.727	25.266
26	17:37:56.179	**1:22.350**	+8.804	32.620	24.755	24.975
27	17:39:19.557	**1:23.378**	+9.832	32.979	25.062	25.337
28	17:40:43.649	**1:24.092**	+10.546	32.394	25.710	25.988
29	17:42:10.077	**1:26.428**	+12.882	33.641	26.299	26.488
30	17:43:34.066	**1:23.989**	+10.443	33.805	25.005	25.179
31	17:44:58.614	**1:24.548**	+11.002	33.694	25.463	25.391

(181) Seppe Verheyen

Lap	Time of Day	Lap Tm	Diff	S1 Tm	S2 Tm	S3 Tm
1	17:03:28.558	**1:27.758**	+16.423	36.677	25.517	25.564
2	17:06:05.666	**2:37.108**	+1:25.773	35.086	28.602	1:33.420
3	17:07:21.194	**1:15.528**	+4.193	31.446	21.944	22.138
4	17:08:33.366	**1:12.172**	+0.837	28.807	21.314	22.051
5	17:09:45.005	**1:11.639**	+0.304	28.775	21.074	21.790
6	17:10:56.776	**1:11.771**	+0.436	29.299	20.991	**21.481**
7	17:12:08.166	**1:11.390**	+0.055	**28.677**	21.143	21.570
8	17:13:19.534	**1:11.368**	+0.033	28.898	20.986	21.484
9	17:14:32.173	**1:12.639**	+1.304	28.974	21.450	22.215
10	17:15:43.508	**1:11.335**		28.712	**20.924**	21.699
11	17:16:56.578	**1:13.070**	+1.735	28.972	21.736	22.362
12	17:18:12.523	**1:15.945**	+4.610	29.912	22.294	23.739
13	17:19:33.640	**1:21.117**	+9.782	31.798	24.512	24.807
14	17:20:55.460	**1:21.820**	+10.485	32.251	24.583	24.986
15	17:22:18.358	**1:22.898**	+11.563	32.622	24.923	25.353
16	17:23:41.286	**1:22.928**	+11.593	32.638	25.055	25.235
17	17:25:05.202	**1:23.916**	+12.581	33.036	25.432	25.448
18	17:26:29.376	**1:24.174**	+12.839	33.121	25.346	25.707
19	17:27:54.224	**1:24.848**	+13.513	33.173	25.902	25.773
20	17:29:19.614	**1:25.390**	+14.055	33.409	25.776	26.205
21	17:30:44.530	**1:24.916**	+13.581	33.583	25.769	25.564
22	17:32:10.010	**1:25.480**	+14.145	33.578	25.877	26.025
23	17:33:35.227	**1:25.217**	+13.882	33.613	25.994	25.610
24	17:34:59.914	**1:24.687**	+13.352	33.616	25.459	25.612
25	17:36:25.491	**1:25.577**	+14.242	33.520	25.901	26.156
26	17:37:50.829	**1:25.338**	+14.003	33.425	26.033	25.880
27	17:39:17.306	**1:26.477**	+15.142	34.701	25.838	25.938
28	17:40:43.124	**1:25.818**	+14.483	34.028	25.860	25.930
29	17:42:09.445	**1:26.321**	+14.986	33.738	26.195	26.388
30	17:43:35.947	**1:26.502**	+15.167	34.025	26.224	26.253
31	17:45:02.010	**1:26.063**	+14.728	33.742	26.153	26.168







GK4 Kart Series Round 7

Formula Honda Junior-Senior

Genk 1,360 Km

Race Endurance

15.11.2026 17:00

Race (40:00 and 1 Laps) started at 17:01:34

(291) Lex Aelbrecht

Lap	Time of Day	Lap Tm	Diff	S1 Tm	S2 Tm	S3 Tm
1	17:03:29.751	**1:27.081**	+14.376	35.827	25.999	25.255
2	17:06:07.228	**2:37.477**	+1:24.772	35.208	28.729	1:33.540
3	17:07:23.810	**1:16.582**	+3.877	32.070	22.108	22.404
4	17:08:36.947	**1:13.137**	+0.432	29.430	21.472	22.235
5	17:09:49.652	**1:12.705**		29.488	**21.164**	**22.053**
6	17:11:02.530	**1:12.878**	+0.173	29.354	21.463	22.061
7	17:12:16.117	**1:13.587**	+0.882	29.479	21.768	22.340
8	17:13:29.125	**1:13.008**	+0.303	29.272	21.477	22.259
9	17:14:41.973	**1:12.848**	+0.143	**29.183**	21.441	22.224
10	17:15:55.334	**1:13.361**	+0.656	29.303	21.724	22.334
11	17:17:09.986	**1:14.652**	+1.947	29.676	21.932	23.044
12	17:18:28.871	**1:18.885**	+6.180	30.953	23.498	24.434
13	17:19:50.065	**1:21.194**	+8.489	32.324	24.271	24.599
14	17:21:11.592	**1:21.527**	+8.822	32.116	24.578	24.833
15	17:22:33.285	**1:21.693**	+8.988	31.981	24.485	25.227
16	17:23:55.610	**1:22.325**	+9.620	32.292	24.773	25.260
17	17:25:18.519	**1:22.909**	+10.204	32.290	24.803	25.816
18	17:26:42.409	**1:23.890**	+11.185	32.830	25.276	25.784
19	17:28:06.521	**1:24.112**	+11.407	32.989	25.244	25.879
20	17:29:30.820	**1:24.299**	+11.594	33.366	25.236	25.697
21	17:30:56.389	**1:25.569**	+12.864	34.263	25.686	25.620
22	17:32:20.898	**1:24.509**	+11.804	33.275	25.401	25.833
23	17:33:46.057	**1:25.159**	+12.454	33.640	25.602	25.917
24	17:35:10.930	**1:24.873**	+12.168	33.633	25.474	25.766
25	17:36:36.402	**1:25.472**	+12.767	33.721	25.762	25.989
26	17:38:07.127	**1:30.725**	+18.020	33.580	30.883	26.262
27	17:39:32.139	**1:25.012**	+12.307	33.631	25.241	26.140
28	17:40:57.873	**1:25.734**	+13.029	33.746	25.648	26.340
29	17:42:23.001	**1:25.128**	+12.423	33.262	25.922	25.944
30	17:43:48.662	**1:25.661**	+12.956	33.941	25.759	25.961
31	17:45:14.142	**1:25.480**	+12.775	34.107	25.521	25.852

(120) Xavi Arts

Lap	Time of Day	Lap Tm	Diff	S1 Tm	S2 Tm	S3 Tm
1	17:03:10.465	**1:16.927**	+5.623	32.390	22.046	22.491
2	17:06:04.303	**2:53.838**	+1:42.534	42.579	33.078	1:38.181
3	17:07:19.751	**1:15.448**	+4.144	32.108	21.204	22.136
4	17:08:31.586	**1:11.835**	+0.531	28.797	20.929	22.109
5	17:09:44.658	**1:13.072**	+1.768	29.309	21.377	22.386
6	17:10:56.158	**1:11.500**	+0.196	28.696	20.978	21.826
7	17:12:07.894	**1:11.736**	+0.432	28.902	21.038	21.796
8	17:13:19.198	**1:11.304**		**28.687**	20.953	21.664
9	17:14:31.347	**1:12.149**	+0.845	29.136	21.160	21.853
10	17:15:43.682	**1:12.335**	+1.031	29.858	**20.899**	**21.578**
11	17:16:57.432	**1:13.750**	+2.446	29.006	22.408	22.336
12	17:18:13.760	**1:16.328**	+5.024	30.008	22.645	23.675
13	17:19:35.842	**1:22.082**	+10.778	32.588	24.440	25.054
14	17:20:57.676	**1:21.834**	+10.530	32.080	24.572	25.182
15	17:22:19.982	**1:22.306**	+11.002	32.253	24.737	25.316
16	17:23:42.806	**1:22.824**	+11.520	32.349	24.946	25.529
17	17:25:06.528	**1:23.722**	+12.418	33.049	25.158	25.515
18	17:26:30.044	**1:23.516**	+12.212	32.536	25.335	25.645
19	17:27:54.698	**1:24.654**	+13.350	33.118	25.378	26.158
20	17:29:43.159	**1:48.461**	+37.157	34.158	47.883	26.420
21	17:31:09.424	**1:26.265**	+14.961	34.510	25.648	26.107
22	17:32:35.461	**1:26.037**	+14.733	34.034	25.586	26.417
23	17:34:00.960	**1:25.499**	+14.195	33.552	25.799	26.148
24	17:35:26.938	**1:25.978**	+14.674	34.518	25.643	25.817
25	17:36:52.896	**1:25.958**	+14.654	33.910	25.784	26.264
26	17:38:18.363	**1:25.467**	+14.163	34.288	25.369	25.810
27	17:39:45.369	**1:27.006**	+15.702	34.525	25.625	26.856
28	17:41:11.277	**1:25.908**	+14.604	33.819	25.595	26.494
29	17:42:37.316	**1:26.039**	+14.735	33.974	25.855	26.210
30	17:44:03.530	**1:26.214**	+14.910	33.605	26.120	26.489

(213) Liam Roelandts

Lap	Time of Day	Lap Tm	Diff	S1 Tm	S2 Tm	S3 Tm
1	17:03:22.206	**1:26.102**	+14.373	36.652	24.706	24.744
2	17:06:05.094	**2:42.888**	+1:31.159	34.614	31.155	1:37.119
3	17:07:20.743	**1:15.649**	+3.920	31.870	21.937	21.842
4	17:08:33.126	**1:12.383**	+0.654	29.123	21.336	21.924
5	17:09:45.220	**1:12.094**	+0.365	29.151	21.087	21.856
6	17:10:58.348	**1:13.128**	+1.399	29.382	21.619	22.127
7	17:12:10.330	**1:11.982**	+0.253	**28.510**	**20.970**	22.502
8	17:13:23.076	**1:12.746**	+1.017	28.981	21.551	22.214
9	17:14:34.942	**1:11.866**	+0.137	29.034	21.082	**21.750**
10	17:15:46.671	**1:11.729**		28.830	21.046	21.853
11	17:16:59.800	**1:13.129**	+1.400	28.961	21.581	22.587
12	17:18:16.480	**1:16.680**	+4.951	30.032	22.916	23.732
13	17:19:38.321	**1:21.841**	+10.112	32.166	25.088	24.587
14	17:21:01.262	**1:22.941**	+11.212	32.690	25.013	25.238
15	17:22:24.580	**1:23.318**	+11.589	32.942	25.138	25.238
16	17:23:49.386	**1:24.806**	+13.077	33.861	25.007	25.938
17	17:25:15.400	**1:26.014**	+14.285	33.947	25.610	26.457
18	17:26:42.915	**1:27.515**	+15.786	34.283	26.629	26.603
19	17:28:10.346	**1:27.431**	+15.702	34.729	26.597	26.105
20	17:29:38.917	**1:28.571**	+16.842	35.777	26.470	26.324
21	17:31:06.817	**1:27.900**	+16.171	34.887	26.124	26.889
22	17:32:34.247	**1:27.430**	+15.701	34.801	26.253	26.376
23	17:34:02.684	**1:28.437**	+16.708	34.637	26.935	26.865
24	17:35:30.432	**1:27.748**	+16.019	34.795	26.167	26.786
25	17:36:58.565	**1:28.133**	+16.404	35.252	26.445	26.436
26	17:38:26.679	**1:28.114**	+16.385	35.025	26.454	26.635
27	17:39:55.930	**1:29.251**	+17.522	35.830	27.187	26.234
28	17:41:24.028	**1:28.098**	+16.369	35.386	26.368	26.344
29	17:42:52.303	**1:28.275**	+16.546	35.157	26.413	26.705
30	17:44:21.787	**1:29.484**	+17.755	35.466	27.126	26.892

(298) Ruben Soete

Lap	Time of Day	Lap Tm	Diff	S1 Tm	S2 Tm	S3 Tm
1	17:03:29.919	**1:27.123**	+15.430	35.832	26.070	25.221
2	17:06:07.111	**2:37.192**	+1:25.499	35.218	29.009	1:32.965
3	17:07:22.647	**1:15.536**	+3.843	31.827	21.917	21.792
4	17:08:34.511	**1:11.864**	+0.171	28.951	20.954	21.959
5	17:09:46.548	**1:12.037**	+0.344	**28.541**	21.162	22.334
6	17:10:58.865	**1:12.317**	+0.624	28.980	21.292	22.045
7	17:12:10.596	**1:11.731**	+0.038	28.648	**20.867**	22.216
8	17:13:23.354	**1:12.758**	+1.065	29.336	21.090	22.332
9	17:14:35.047	**1:11.693**		28.912	21.051	**21.730**
10	17:15:46.818	**1:11.771**	+0.078	28.879	20.992	21.900
11	17:17:00.023	**1:13.205**	+1.512	29.014	21.485	22.706
12	17:18:16.653	**1:16.630**	+4.937	29.950	22.877	23.803
13	17:19:38.655	**1:22.002**	+10.309	32.561	24.724	24.717
14	17:21:01.073	**1:22.418**	+10.725	32.213	25.096	25.109
15	17:22:23.099	**1:22.026**	+10.333	32.473	25.016	24.537
16	17:23:45.188	**1:22.089**	+10.396	32.595	24.724	24.770
17	17:25:08.746	**1:23.558**	+11.865	32.800	25.139	25.619
18	17:26:31.685	**1:22.939**	+11.246	32.388	25.169	25.382
19	17:27:55.287	**1:23.602**	+11.909	32.999	25.448	25.155
20	17:29:19.949	**1:24.662**	+12.969	33.842	25.612	25.208
21	17:30:45.002	**1:25.053**	+13.360	33.405	25.900	25.748
22	17:32:09.818	**1:24.816**	+13.123	33.360	25.826	25.630
23	17:33:35.458	**1:25.640**	+13.947	34.765	25.735	25.140
24	17:35:00.125	**1:24.667**	+12.974	33.739	25.719	25.209
25	17:36:25.366	**1:25.241**	+13.548	33.728	25.730	25.783
26	17:38:43.584	**2:18.218**	+1:06.525	33.923	1:18.604	25.691
27	17:40:16.193	**1:32.609**	+20.916	33.810	25.868	32.931
28	17:41:41.332	**1:25.139**	+13.446	33.733	25.779	25.627
29	17:43:06.294	**1:24.962**	+13.269	33.559	25.614	25.789
30	17:44:31.680	**1:25.386**	+13.693	33.691	26.091	25.604

(184) Daan Vermeer

Lap	Time of Day	Lap Tm	Diff	S1 Tm	S2 Tm	S3 Tm
1	17:03:30.432	**1:27.116**	+13.541	35.764	26.145	25.207

GK4 Kart Series Round 7

Formula Honda Junior-Senior — Genk 1,360 Km

Race Endurance — 15.11.2026 17:00

Race (40:00 and 1 Laps) started at 17:01:34

Lap	Time of Day	Lap Tm	Diff	S1 Tm	S2 Tm	S3 Tm
2	17:06:07.010	**2:36.578**	+1:23.003	35.252	28.542	1:32.784
3	17:07:25.181	**1:18.171**	+4.596	33.087	22.420	22.664
4	17:08:39.369	**1:14.188**	+0.613	**29.433**	22.259	22.496
5	17:09:53.280	**1:13.911**	+0.336	29.731	21.972	**22.208**
6	17:11:07.173	**1:13.893**	+0.318	29.814	21.806	22.273
7	17:12:20.748	**1:13.575**		29.566	**21.715**	22.294
8	17:13:34.769	**1:14.021**	+0.446	29.776	21.718	22.527
9	17:14:49.582	**1:14.813**	+1.238	30.071	21.849	22.893
10	17:16:04.177	**1:14.595**	+1.020	29.471	22.469	22.655
11	17:17:19.959	**1:15.782**	+2.207	30.019	22.315	23.448
12	17:18:42.740	**1:22.781**	+9.206	32.567	25.193	25.021
13	17:20:04.970	**1:22.230**	+8.655	32.522	24.811	24.897
14	17:21:27.741	**1:22.771**	+9.196	32.288	25.052	25.431
15	17:22:51.643	**1:23.902**	+10.327	33.086	25.092	25.724
16	17:24:16.180	**1:24.537**	+10.962	33.039	25.720	25.778
17	17:25:41.623	**1:25.443**	+11.868	33.636	25.932	25.875
18	17:27:07.188	**1:25.565**	+11.990	33.657	26.060	25.848
19	17:28:35.838	**1:28.650**	+15.075	34.095	28.344	26.211
20	17:30:02.229	**1:26.391**	+12.816	34.351	26.018	26.022
21	17:31:29.493	**1:27.264**	+13.689	34.905	26.288	26.071
22	17:32:56.923	**1:27.430**	+13.855	34.075	26.259	27.096
23	17:34:24.819	**1:27.896**	+14.321	34.521	26.573	26.802
24	17:35:52.757	**1:27.938**	+14.363	34.712	26.968	26.258
25	17:37:20.253	**1:27.496**	+13.921	34.276	26.613	26.607
26	17:38:49.842	**1:29.589**	+16.014	36.042	26.226	27.321
27	17:40:18.061	**1:28.219**	+14.644	35.276	26.700	26.243
28	17:41:45.438	**1:27.377**	+13.802	34.600	26.061	26.716
29	17:43:13.355	**1:27.917**	+14.342	34.781	26.410	26.726
30	17:44:40.407	**1:27.052**	+13.477	34.362	26.120	26.570

(209) Gijs Frank

Lap	Time of Day	Lap Tm	Diff	S1 Tm	S2 Tm	S3 Tm
1	17:03:10.593	**1:15.379**	+9.380	30.888	22.086	22.405
2	17:06:04.634	**2:54.041**	+1:48.042	42.929	33.297	1:37.815
3	17:07:17.805	**1:13.171**	+7.172	31.381	20.644	21.146
4	17:08:26.069	**1:08.264**	+2.265	27.678	20.141	20.445
5	17:09:33.197	**1:07.128**	+1.129	27.355	19.579	20.194
6	17:10:40.190	**1:06.993**	+0.994	27.201	19.460	20.332
7	17:11:47.307	**1:07.117**	+1.118	27.301	19.600	20.216
8	17:12:54.208	**1:06.901**	+0.902	27.201	19.511	20.189
9	17:14:00.357	**1:06.149**	+0.150	26.955	19.284	**19.910**
10	17:15:06.356	**1:05.999**		**26.667**	19.301	20.031
11	17:16:12.590	**1:06.234**	+0.235	26.800	**19.274**	20.160
12	17:17:23.901	**1:11.311**	+5.312	27.599	21.499	22.213
13	17:18:48.666	**1:24.765**	+18.766	31.629	26.434	26.702
14	17:20:19.978	**1:31.312**	+25.313	35.732	28.055	27.525
15	17:21:52.154	**1:32.176**	+26.177	36.263	27.838	28.075
16	17:23:25.355	**1:33.201**	+27.202	36.660	28.007	28.534
17	17:24:58.491	**1:33.136**	+27.137	36.544	28.350	28.242
18	17:26:33.289	**1:34.798**	+28.799	37.233	28.849	28.716
19	17:28:09.017	**1:35.728**	+29.729	38.061	29.039	28.628
20	17:29:45.887	**1:36.870**	+30.871	38.464	29.580	28.826
21	17:31:21.757	**1:35.870**	+29.871	37.887	29.001	28.982
22	17:32:57.425	**1:35.668**	+29.669	38.049	28.756	28.863
23	17:34:33.559	**1:36.134**	+30.135	37.918	29.343	28.873
24	17:36:09.369	**1:35.810**	+29.811	38.231	28.894	28.685
25	17:37:47.696	**1:38.327**	+32.328	40.375	29.210	28.742
26	17:39:23.584	**1:35.888**	+29.889	38.067	29.063	28.758
27	17:40:59.596	**1:36.012**	+30.013	38.130	29.244	28.638
28	17:42:35.699	**1:36.103**	+30.104	37.884	28.966	29.253
29	17:44:12.199	**1:36.500**	+30.501	38.086	29.313	29.101

(177) Jordi Van Gorkom

Lap	Time of Day	Lap Tm	Diff	S1 Tm	S2 Tm	S3 Tm
1	17:03:04.790	**1:16.519**	+10.697	31.846	21.748	22.925
2	17:06:01.040	**2:56.250**	+1:50.428	43.213	33.303	1:39.734
3	17:07:13.725	**1:12.685**	+6.863	32.107	20.092	20.486
4	17:08:21.066	**1:07.341**	+1.519	27.485	19.679	20.177
5	17:09:27.951	**1:06.885**	+1.063	27.349	19.459	20.077
6	17:10:34.555	**1:06.604**	+0.782	27.098	19.369	20.137
7	17:11:41.186	**1:06.631**	+0.809	27.180	19.333	20.118
8	17:12:47.765	**1:06.579**	+0.757	27.026	19.464	20.089
9	17:13:54.318	**1:06.553**	+0.731	27.007	19.482	20.064
10	17:15:01.060	**1:06.742**	+0.920	26.984	19.834	**19.924**
11	17:16:06.882	**1:05.822**		**26.651**	**19.208**	19.963
12	17:17:19.388	**1:12.506**	+6.684	28.416	21.682	22.408
13	17:18:43.944	**1:24.556**	+18.734	31.429	26.764	26.363
14	17:20:20.916	**1:36.972**	+31.150	41.756	27.623	27.593
15	17:21:52.468	**1:31.552**	+25.730	36.092	27.740	27.720
16	17:23:25.454	**1:32.986**	+27.164	36.624	28.320	28.042
17	17:25:09.705	**1:44.251**	+38.429	47.118	28.763	28.370
18	17:26:46.110	**1:36.405**	+30.583	38.228	29.411	28.766
19	17:28:22.163	**1:36.053**	+30.231	38.320	29.172	28.561
20	17:29:58.650	**1:36.487**	+30.665	38.362	29.642	28.483
21	17:31:35.297	**1:36.647**	+30.825	38.825	29.433	28.389
22	17:34:17.870	**2:42.573**	+1:36.751	38.424	1:34.741	29.408
23	17:35:56.210	**1:38.340**	+32.518	39.464	30.003	28.873
24	17:37:34.308	**1:38.098**	+32.276	39.103	29.887	29.108
25	17:39:12.158	**1:37.850**	+32.028	38.845	29.897	29.108
26	17:40:49.866	**1:37.708**	+31.886	39.013	29.705	28.990
27	17:42:27.935	**1:38.069**	+32.247	38.798	30.228	29.043
28	17:44:05.612	**1:37.677**	+31.855	38.314	29.752	29.611

(234) Tessa De Hondt

Lap	Time of Day	Lap Tm	Diff	S1 Tm	S2 Tm	S3 Tm
1	17:03:09.494	**1:16.311**	+10.493	31.634	21.436	23.241
2	17:06:04.172	**2:54.678**	+1:48.860	43.087	32.994	1:38.597
3	17:07:19.387	**1:15.215**	+9.397	32.341	21.229	21.645
4	17:08:28.485	**1:09.098**	+3.280	27.772	20.003	21.323
5	17:09:36.515	**1:08.030**	+2.212	28.342	19.548	20.140
6	17:10:42.920	**1:06.405**	+0.587	26.986	19.313	20.106
7	17:11:49.186	**1:06.266**	+0.448	27.087	19.345	**19.834**
8	17:12:55.286	**1:06.100**	+0.282	26.809	19.448	19.843
9	17:14:01.104	**1:05.818**		**26.688**	19.287	19.843
10	17:15:07.052	**1:05.948**	+0.130	26.736	**19.197**	20.015
11	17:16:13.252	**1:06.200**	+0.382	26.788	19.349	20.063
12	17:17:27.317	**1:14.065**	+8.247	28.278	22.385	23.402
13	17:18:55.621	**1:28.304**	+22.486	32.862	27.557	27.885
14	17:24:50.563	**5:54.942**	+4:49.124	37.379	29.098	4:48.465
15	17:26:14.463	**1:23.900**	+18.082	34.107	24.558	25.235
16	17:27:37.245	**1:22.782**	+16.964	32.749	24.622	25.411
17	17:28:59.750	**1:22.505**	+16.687	32.652	24.487	25.366
18	17:30:22.161	**1:22.411**	+16.593	33.017	24.485	24.909
19	17:31:45.576	**1:23.415**	+17.597	32.447	25.230	25.738
20	17:33:09.152	**1:23.576**	+17.758	32.916	24.933	25.727
21	17:34:33.103	**1:23.951**	+18.133	33.619	25.015	25.317
22	17:35:57.806	**1:24.703**	+18.885	32.560	26.604	25.539
23	17:37:20.969	**1:23.163**	+17.345	32.932	24.708	25.523
24	17:38:45.255	**1:24.286**	+18.468	33.801	24.881	25.604
25	17:40:08.800	**1:23.545**	+17.727	33.105	24.730	25.710
26	17:41:32.439	**1:23.639**	+17.821	33.009	24.972	25.658
27	17:42:55.774	**1:23.335**	+17.517	33.047	24.529	25.759
28	17:44:19.582	**1:23.808**	+17.990	33.129	24.792	25.887

(108) Stefan Asenov

Lap	Time of Day	Lap Tm	Diff	S1 Tm	S2 Tm	S3 Tm
1	17:03:23.450	**1:26.971**	+21.147	36.587	24.741	25.643
2	17:06:04.895	**2:41.445**	+1:35.621	33.715	31.208	1:36.522
3	17:07:19.828	**1:14.933**	+9.109	31.842	21.443	21.648
4	17:08:28.642	**1:08.814**	+2.990	28.061	19.796	20.957
5	17:09:36.936	**1:08.294**	+2.470	28.400	19.730	20.164
6	17:10:43.326	**1:06.390**	+0.566	27.028	19.227	20.135
7	17:11:49.538	**1:06.212**	+0.388	27.002	19.243	19.967
8	17:12:55.558	**1:06.020**	+0.196	26.762	19.244	20.014
9	17:14:01.382	**1:05.824**		26.795	**19.176**	**19.853**
10	17:15:07.242	**1:05.860**	+0.036	**26.725**	19.205	19.930







GK4 Kart Series Round 7

Formula Honda Junior-Senior

Genk 1,360 Km

Race Endurance

15.11.2026 17:00

Race (40:00 and 1 Laps) started at 17:01:34

Lap	Time of Day	Lap Tm	Diff	S1 Tm	S2 Tm	S3 Tm
11	17:16:13.694	**1:06.452**	+0.628	27.066	19.232	20.154
12	17:17:27.402	**1:13.708**	+7.884	28.317	22.233	23.158
13	17:18:53.122	**1:25.720**	+19.896	31.757	26.762	27.201
14	17:20:27.195	**1:34.073**	+28.249	36.414	28.843	28.816
15	17:30:03.851	**9:36.656**	+8:30.832	37.383	29.103	8:30.170
16	17:31:25.646	**1:21.795**	+15.971	32.668	24.397	24.730
17	17:32:46.277	**1:20.631**	+14.807	32.065	24.159	24.407
18	17:34:07.043	**1:20.766**	+14.942	32.064	24.178	24.524
19	17:35:27.832	**1:20.789**	+14.965	31.944	24.207	24.638
20	17:36:49.014	**1:21.182**	+15.358	31.896	24.374	24.912
21	17:38:09.784	**1:20.770**	+14.946	32.152	24.083	24.535
22	17:39:30.665	**1:20.881**	+15.057	31.776	24.384	24.721
23	17:40:52.676	**1:22.011**	+16.187	32.129	24.952	24.930
24	17:42:13.678	**1:21.002**	+15.178	32.265	24.255	24.482
25	17:43:35.426	**1:21.748**	+15.924	31.961	24.225	25.562
26	17:44:57.144	**1:21.718**	+15.894	31.996	24.700	25.022

(274) Davey Van der Pijl

1	17:03:05.025	**1:15.811**	+9.940	31.136	21.783	22.892
2	17:06:01.312	**2:56.287**	+1:50.416	43.315	33.138	1:39.834
3	17:07:16.545	**1:15.233**	+9.362	33.009	20.458	21.766
4	17:08:28.214	**1:11.669**	+5.798	29.036	21.323	21.310
5	17:09:35.516	**1:07.302**	+1.431	27.698	19.473	20.131
6	17:10:42.015	**1:06.499**	+0.628	27.044	19.332	20.123
7	17:11:48.426	**1:06.411**	+0.540	27.152	19.334	19.925
8	17:12:54.301	**1:05.875**	+0.004	26.734	19.325	**19.816**
9	17:14:00.181	**1:05.880**	+0.009	**26.665**	19.220	19.995
10	17:15:06.052	**1:05.871**		26.731	**19.157**	19.983
11	17:16:12.249	**1:06.197**	+0.326	26.885	19.224	20.088
12	17:17:25.392	**1:13.143**	+7.272	27.814	22.683	22.646
13	17:18:50.665	**1:25.273**	+19.402	31.427	26.561	27.285
14	17:20:22.902	**1:32.237**	+26.366	36.039	27.770	28.428
15	17:21:56.541	**1:33.639**	+27.768	36.778	28.546	28.315
16	17:23:38.390	**1:41.849**	+35.978	37.227	36.187	28.435
17	17:25:18.788	**1:40.398**	+34.527	40.393	30.004	30.001
18	17:26:59.485	**1:40.697**	+34.826	40.824	30.022	29.851
19	17:35:48.132	**8:48.647**	+7:42.776	41.192	30.531	7:36.924
20	17:37:20.391	**1:32.259**	+26.388	38.168	27.176	26.915
21	17:38:47.936	**1:27.545**	+21.674	34.643	26.307	26.595
22	17:40:14.705	**1:26.769**	+20.898	34.022	26.461	26.286
23	17:41:41.139	**1:26.434**	+20.563	34.669	26.012	25.753
24	17:43:11.282	**1:30.143**	+24.272	37.992	26.038	26.113
25	17:44:37.130	**1:25.848**	+19.977	34.158	26.034	25.656

(183) Benoit Clauwaert

1	17:03:28.736	**1:27.117**	+20.171	36.035	25.513	25.569
2	17:06:06.118	**2:37.382**	+1:30.436	35.115	28.645	1:33.622
3	17:07:21.024	**1:14.906**	+7.960	31.876	21.164	21.866
4	17:08:31.958	**1:10.934**	+3.988	28.413	21.337	21.184
5	17:09:41.735	**1:09.777**	+2.831	28.688	20.094	20.995
6	17:10:50.721	**1:08.986**	+2.040	28.186	19.505	21.295
7	17:11:58.121	**1:07.400**	+0.454	27.538	19.505	20.357
8	17:13:05.148	**1:07.027**	+0.081	**27.232**	19.546	20.249
9	17:14:12.177	**1:07.029**	+0.083	27.279	19.481	20.269
10	17:15:19.123	**1:06.946**		27.394	**19.407**	**20.145**
11	17:16:26.805	**1:07.682**	+0.736	27.258	19.711	20.713
12	17:17:44.202	**1:17.397**	+10.451	28.854	24.070	24.473
13	17:19:15.045	**1:30.843**	+23.897	34.954	27.546	28.343
14	17:29:29.086	**10:14.041**	+9:07.095	41.134	28.728	9:04.179
15	17:30:55.668	**1:26.582**	+19.636	35.467	25.429	25.686
16	17:32:19.357	**1:23.689**	+16.743	33.191	25.060	25.438
17	17:33:42.407	**1:23.050**	+16.104	32.560	25.065	25.425
18	17:35:05.723	**1:23.316**	+16.370	32.794	25.159	25.363
19	17:36:28.731	**1:23.008**	+16.062	32.477	25.438	25.093
20	17:37:51.408	**1:22.677**	+15.731	32.399	24.976	25.302
21	17:39:14.918	**1:23.510**	+16.564	33.635	24.768	25.107
22	17:40:37.850	**1:22.932**	+15.986	32.725	25.150	25.057
23	17:42:00.386	**1:22.536**	+15.590	32.360	24.958	25.218
24	17:43:23.470	**1:23.084**	+16.138	32.820	25.038	25.226
25	17:44:50.542	**1:27.072**	+20.126	36.084	25.358	25.630

(214) Genayro Gunneweg

1	17:03:29.608	**1:27.358**	+18.059	35.941	25.786	25.631
2	17:06:06.781	**2:37.173**	+1:27.874	34.910	28.744	1:33.519
3	17:07:22.800	**1:16.019**	+6.720	32.380	21.662	21.977
4	17:08:34.859	**1:12.059**	+2.760	29.187	21.467	21.405
5	17:09:46.693	**1:11.834**	+2.535	28.513	21.020	22.301
6	17:10:58.567	**1:11.874**	+2.575	29.224	20.818	21.832
7	17:12:10.446	**1:11.879**	+2.580	28.561	20.886	22.432
8	17:13:20.815	**1:10.369**	+1.070	28.983	20.664	**20.722**
9	17:14:31.396	**1:10.581**	+1.282	27.793	21.245	21.543
10	17:15:40.695	**1:09.299**		28.206	**20.294**	20.799
11	17:16:50.618	**1:09.923**	+0.624	**27.730**	20.469	21.724
12	17:18:11.033	**1:20.415**	+11.116	30.190	24.867	25.358
13	17:19:44.462	**1:33.429**	+24.130	35.772	28.676	28.981
14	17:21:22.588	**1:38.126**	+28.827	39.514	28.676	29.936
15	17:23:00.277	**1:37.689**	+28.390	38.591	29.309	29.789
16	17:36:09.429	**13:09.152**	+11:59.853	39.436	29.471	12:00.245
17	17:37:48.946	**1:39.517**	+30.218	42.139	29.520	27.858
18	17:39:23.184	**1:34.238**	+24.939	36.985	29.048	28.205
19	17:40:53.734	**1:30.550**	+21.251	35.974	27.312	27.264
20	17:42:25.616	**1:31.882**	+22.583	35.847	29.040	26.995
21	17:43:54.761	**1:29.145**	+19.846	35.489	27.029	26.627
22	17:45:27.226	**1:32.465**	+23.166	37.977	27.340	27.148

(157) Senne Van der Aa

1	17:03:08.465	**1:17.123**	+11.290	31.159	22.450	23.514
2	17:06:02.801	**2:54.336**	+1:48.503	42.550	32.601	1:39.185
3	17:07:15.693	**1:12.892**	+7.059	31.119	20.696	21.077
4	17:08:23.205	**1:07.512**	+1.679	27.609	19.684	20.219
5	17:09:29.906	**1:06.701**	+0.868	27.405	19.307	19.989
6	17:10:36.047	**1:06.141**	+0.308	26.873	19.252	20.016
7	17:11:42.194	**1:06.147**	+0.314	26.939	19.217	19.991
8	17:12:48.107	**1:05.913**	+0.080	26.729	19.305	**19.879**
9	17:13:54.512	**1:06.405**	+0.572	26.777	19.546	20.082
10	17:15:00.950	**1:06.438**	+0.605	26.924	19.472	20.042
11	17:16:06.783	**1:05.833**		**26.643**	**19.145**	20.045
12	17:17:20.036	**1:13.253**	+7.420	28.415	22.285	22.553
13	17:18:46.738	**1:26.702**	+20.869	31.932	27.212	27.558
14	17:26:58.902	**8:12.164**	+7:06.331	36.661	29.103	7:06.400
15	17:28:27.602	**1:28.700**	+22.867	37.423	25.532	25.745
16	17:29:52.796	**1:25.194**	+19.361	33.661	26.336	25.197
17	17:31:15.644	**1:22.848**	+17.015	32.458	25.413	24.977
18	17:32:37.557	**1:21.913**	+16.080	32.266	24.571	25.076
19	17:34:00.795	**1:23.238**	+17.405	32.048	25.575	25.615

(106) Mike van Verseveld

1	17:03:29.245	**1:27.276**	+17.967	35.992	25.758	25.526
2	17:06:05.975	**2:36.730**	+1:27.421	34.913	28.784	1:33.033
3	17:07:21.386	**1:15.411**	+6.102	32.151	22.072	21.188
4	17:08:34.770	**1:13.384**	+4.075	28.763	23.190	21.431
5	17:09:46.372	**1:11.602**	+2.293	28.508	20.882	22.212
6	17:10:58.440	**1:12.068**	+2.759	28.336	21.674	22.058
7	17:12:10.354	**1:11.914**	+2.605	28.573	20.906	22.435
8	17:13:21.873	**1:11.519**	+2.210	29.190	21.138	21.191
9	17:14:31.501	**1:09.628**	+0.319	28.001	**20.182**	21.445
10	17:15:40.810	**1:09.309**		28.222	20.469	**20.618**
11	17:16:51.182	**1:10.372**	+1.063	**27.721**	20.643	22.008
12	17:18:10.251	**1:19.069**	+9.760	30.269	23.749	25.051
13	17:19:43.972	**1:33.721**	+24.412	36.058	29.028	28.635
14	17:21:18.545	**1:34.573**	+25.264	37.121	29.011	28.441
15	17:22:55.015	**1:36.470**	+27.161	37.981	29.335	29.154

GK4 Kart Series Round 7

Formula Honda Junior-Senior — **Genk 1,360 Km**

Race Endurance — **15.11.2026 17:00**

Race (40:00 and 1 Laps) started at 17:01:34

Lap	Time of Day	Lap Tm	Diff	S1 Tm	S2 Tm	S3 Tm	Lap	Time of Day	Lap Tm	Diff	S1 Tm	S2 Tm	S3 Tm
16	17:24:32.439	**1:37.424**	+28.115	38.208	29.758	29.458							
17	17:26:11.779	**1:39.340**	+30.031	38.926	30.368	30.046							
18	17:28:02.821	**1:51.042**	+41.733	46.775	33.899	30.368							







GK4 Kart Series Round 7

Lapchart

Formula Honda Junior-Senior

Genk 1,360 Km

Race Endurance

15.11.2026 17:00

Race (40:00 and 1 Laps) started at 17:01:34

Competitors		Laps																										
		0	1	2	3	4	5	6	7	8	9	10	11	12	13	14	15	16	17	18	19	20	21	22	23	24	25
Jordi Van Gorkom (177)	1	177	177	177	177	177	177	177	177	177	177	157	157	177	177	209	209	212	212	212	212	212	133	133	133	133	133
Davey Van der Pijl (274)	2	274	274	274	157	157	157	157	157	157	157	177	177	157	157	177	177	209	102	102	102	102	212	211	211	211	211
Matti Aernouts (211)	3	211	211	211	211	209	209	209	209	209	274	274	274	209	209	274	274	177	270	270	133	133	102	212	212	212	212
Andreas Deleus (277)	4	277	277	277	274	211	274	274	274	274	209	209	209	274	274	108	212	102	133	133	270	211	211	102	102	102	102
Sebe Vanderperren (185)	5	185	185	185	185	274	234	234	234	234	234	234	234	234	108	212	102	270	209	211	211	270	270	270	270	270	270
Warre Crets (212)	6	212	212	212	212	185	108	108	108	108	108	108	108	108	234	102	270	133	211	153	153	153	153	153	153	153	153
Senne Van der Aa (157)	7	157	157	157	102	212	212	212	183	183	183	183	183	183	183	270	133	153	153	185	185	185	185	185	185	185	185
Karol Kotwis (102)	8	102	102	102	209	234	102	183	212	212	212	212	212	212	212	153	153	211	185	181	181	144	144	144	144	144	144
Ravi Claessens (270)	9	270	270	255	270	102	211	102	102	102	102	102	102	102	102	185	211	274	181	120	120	208	208	208	208	208	122
Thijs den Ouden (255)	10	255	255	270	277	108	270	270	270	270	270	270	270	270	270	181	185	185	120	144	144	181	181	122	122	122	208
Tessa De Hondt (234)	11	234	234	153	234	270	183	211	211	185	185	214	214	106	185	211	181	181	144	298	208	298	122	277	277	277	277
Yelena Mary (153)	12	153	153	234	255	277	185	185	185	211	211	106	106	185	181	133	120	120	298	208	298	277	298	298	255	255	255
Xavi Arts (120)	13	120	120	120	120	120	277	120	120	120	120	185	185	214	153	120	298	298	177	209	277	122	277	255	181	181	298
Gijs Frank (209)	14	209	209	133	108	183	120	153	153	153	214	211	181	181	211	298	213	144	208	277	122	255	255	181	298	298	181
Vince Janter (133)	15	133	133	209	153	255	153	181	181	181	153	153	211	153	133	213	144	208	213	122	222	222	222	222	222	222	222
Liam Roelandts (213)	16	213	213	108	133	153	181	133	133	214	106	181	153	120	120	144	208	213	277	222	255	291	291	291	231	231	231
Stefan Asenov (108)	17	108	108	213	144	133	133	213	213	106	181	120	120	211	213	208	277	277	122	255	291	231	231	231	291	291	266
Jacky van Schie (144)	18	144	144	144	213	213	213	106	106	133	133	133	133	133	298	222	222	222	222	291	209	213	266	266	266	266	291
Jasper Eerdekens (222)	19	222	222	222	183	181	106	214	214	213	213	213	213	213	106	277	291	291	291	213	231	266	213	213	120	120	120
Ferre Van Calsteren (122)	20	122	122	122	181	298	255	277	298	298	298	298	298	298	214	291	122	122	274	177	213	120	120	120	213	213	213
Sam Oosterlynck (231)	21	231	231	181	106	144	298	298	277	277	277	255	255	255	144	255	255	255	255	231	266	209	209	184	184	184	184
Milo Van Enkhuijzen (208)	22	208	208	231	222	106	214	255	255	255	255	144	144	144	208	122	231	231	231	266	177	177	184	209	209	209	209
Seppe Verheyen (181)	23	181	181	106	208	214	144	144	144	144	144	208	208	208	222	106	266	266	266	274	184	184	177	177	177	177	177
Benoit Clauwaert (183)	24	183	183	183	298	208	208	208	208	208	208	222	222	222	277	214	184	184	184	184	234	234	234	234	234	234	234
Mike van Verseveld (106)	25	106	106	208	214	222	222	222	222	222	222	277	277	277	291	231	106	106	106	106	157	108	108	108	108	108	108
Genayro Gunneweg (214)	26	214	214	214	231	231	291	291	291	291	291	291	291	291	255	266	214	234	234	234	108	274	274	274	274	274	274
Lex Aelbrecht (291)	27	291	291	184	291	291	231	231	231	231	231	122	122	122	122	184	234	157	157	157	274	183	183	183	183	183	183
Ruben Soete (298)	28	298	298	298	122	266	266	266	266	266	122	231	231	231	231	234	157	108	108	108	183	214	214	214			
Daan Vermeer (184)	29	184	184	291	266	122	122	122	122	122	266	266	266	266	266	157	108	183	183	183	214						
Niek van Katwijk (266)	30	266	266	266	184	184	184	184	184	184	184	184	184	184	184	183	183	214	214	214							

Timekeeping G. Kristensen:

Clerk of the course J. Van Walsum:

Chief Scrutineer Fons van Dun:

Printed: 15.11.2026 18:10:39

posted at: h











GK4 Kart Series Round 7

Mini **Genk 1,360 Km**

Warm up **14.11.2026 09:20**

Practice (5:00 Time) started at 9:20:51

Pos	No.	Name	NAT	Raceteam	Laps	Best Tm	Diff	Gap	In Lap	km/h
1	**805**	Lukas Vanderheeren	BEL	CRG Belgium	**5**	**1:01.736**			5	79,305
2	**884**	Arthur Jassogne	BEL	PJM	**5**	**1:02.174**	**0.438**	0.438	5	78,747
3	**812**	Martin Cecchin	FRA	Eurokarting	**5**	**1:02.444**	**0.708**	0.270	4	78,406
4	**804**	Milan De Ruit	NLD	Koene Racing	**5**	**1:02.618**	**0.882**	0.174	4	78,188
5	**844**	Tobi Ter Haar	NLD	Fusion Motorsport Be	**5**	**1:03.053**	**1.317**	0.435	5	77,649
6	**802**	Julian Janssen	NLD	CRG Belgium	**5**	**1:03.110**	**1.374**	0.057	5	77,579
7	**821**	Kick Berkers	NLD	DFK	**5**	**1:03.499**	**1.763**	0.389	4	77,104
8	**885**	Matthias Cavulea	DEU	CV Performance Grou	**5**	**1:03.515**	**1.779**	0.016	4	77,084
9	**880**	Maxime Smet	BEL	Fusion Motorsport Be	**5**	**1:03.752**	**2.016**	0.237	4	76,798
10	**847**	Felix Bouwhuis	NLD	Fusion Motorsport	**5**	**1:03.766**	**2.030**	0.014	5	76,781
11	**814**	Maxim Defoort	BEL	CRG Belgium	**5**	**1:03.784**	**2.048**	0.018	5	76,759
12	**831**	Daley Martens	NLD	MKP	**5**	**1:04.016**	**2.280**	0.232	5	76,481
13	**824**	Bo De Geus	NLD	Energy Corse BNL	**5**	**1:04.523**	**2.787**	0.507	4	75,880
14	**859**	Kick Schrama	NLD	MKP	**5**	**1:04.644**	**2.908**	0.121	3	75,738
15	**807**	Thiago Hoorelbeke	BEL	MCK Racing	**5**	**1:04.899**	**3.163**	0.255	3	75,440
16	**864**	Gilles Dewaele	BEL	CRG Belgium					0	-

GK4 Kart Series Round 7

Mini

Genk 1,360 Km

Warm up

14.11.2026 09:20

Practice (5:00 Time) started at 9:20:51

(805) Lukas Vanderheeren

Lap	Time of Day	Lap Tm	Diff	S1 Tm	S2 Tm	S3 Tm
1	9:22:11.105	**1:06.875**	+5.139	28.380	19.373	19.122
2	9:23:13.547	**1:02.442**	+0.706	25.378	18.317	18.747
3	9:24:15.487	**1:01.940**	+0.204	25.061	18.233	**18.646**
4	9:25:17.248	**1:01.761**	+0.025	**24.904**	**18.136**	18.721
5	9:26:18.984	**1:01.736**		24.933	18.154	18.649

(884) Arthur Jassogne

Lap	Time of Day	Lap Tm	Diff	S1 Tm	S2 Tm	S3 Tm
1	9:22:17.760	**1:09.108**	+6.934	29.382	19.833	19.893
2	9:23:21.216	**1:03.456**	+1.282	25.742	18.801	18.913
3	9:24:23.935	**1:02.719**	+0.545	25.337	18.528	18.854
4	9:25:26.206	**1:02.271**	+0.097	**25.135**	18.421	**18.715**
5	9:26:28.380	**1:02.174**		25.154	**18.301**	18.719

(812) Martin Cecchin

Lap	Time of Day	Lap Tm	Diff	S1 Tm	S2 Tm	S3 Tm
1	9:22:18.998	**1:10.530**	+8.086	30.751	20.049	19.730
2	9:23:22.992	**1:03.994**	+1.550	25.874	18.988	19.132
3	9:24:25.909	**1:02.917**	+0.473	25.442	18.530	18.945
4	9:25:28.353	**1:02.444**		**25.175**	18.313	18.956
5	9:26:30.804	**1:02.451**	+0.007	25.296	**18.298**	**18.857**

(804) Milan De Ruit

Lap	Time of Day	Lap Tm	Diff	S1 Tm	S2 Tm	S3 Tm
1	9:22:15.206	**1:09.380**	+6.762	29.805	19.890	19.685
2	9:23:19.449	**1:04.243**	+1.625	26.141	18.880	19.222
3	9:24:22.539	**1:03.090**	+0.472	25.618	**18.486**	18.986
4	9:25:25.157	**1:02.618**		**25.271**	18.527	**18.820**
5	9:26:27.850	**1:02.693**	+0.075	25.349	18.523	18.821

(844) Tobi Ter Haar

Lap	Time of Day	Lap Tm	Diff	S1 Tm	S2 Tm	S3 Tm
1	9:22:12.914	**1:07.388**	+4.335	28.232	19.565	19.591
2	9:23:16.834	**1:03.920**	+0.867	25.813	18.801	19.306
3	9:24:20.356	**1:03.522**	+0.469	25.598	18.693	19.231
4	9:25:23.639	**1:03.283**	+0.230	25.527	18.718	**19.038**
5	9:26:26.692	**1:03.053**		**25.446**	**18.484**	19.123

(802) Julian Janssen

Lap	Time of Day	Lap Tm	Diff	S1 Tm	S2 Tm	S3 Tm
1	9:22:19.904	**1:10.805**	+7.695	30.193	20.472	20.140
2	9:23:25.075	**1:05.171**	+2.061	26.368	19.113	19.690
3	9:24:29.481	**1:04.406**	+1.296	26.091	18.994	19.321
4	9:25:33.195	**1:03.714**	+0.604	25.757	18.787	19.170
5	9:26:36.305	**1:03.110**		**25.633**	**18.592**	**18.885**

(821) Kick Berkers

Lap	Time of Day	Lap Tm	Diff	S1 Tm	S2 Tm	S3 Tm
1	9:22:15.836	**1:09.668**	+6.169	29.779	20.026	19.863
2	9:23:20.965	**1:05.129**	+1.630	26.458	19.340	19.331
3	9:24:24.789	**1:03.824**	+0.325	25.849	18.791	19.184
4	9:25:28.288	**1:03.499**		**25.685**	18.758	**19.056**
5	9:26:32.057	**1:03.769**	+0.270	25.861	**18.684**	19.224

(885) Matthias Cavulea

Lap	Time of Day	Lap Tm	Diff	S1 Tm	S2 Tm	S3 Tm
1	9:22:26.910	**1:08.566**	+5.051	28.816	19.837	19.913
2	9:23:31.640	**1:04.730**	+1.215	26.289	19.054	19.387
3	9:24:35.532	**1:03.892**	+0.377	25.894	18.715	19.283
4	9:25:39.047	**1:03.515**		**25.615**	**18.633**	19.267
5	9:26:42.687	**1:03.640**	+0.125	25.756	18.743	**19.141**

(880) Maxime Smet

Lap	Time of Day	Lap Tm	Diff	S1 Tm	S2 Tm	S3 Tm
1	9:22:28.576	**1:10.714**	+6.962	30.582	20.154	19.978
2	9:23:33.421	**1:04.845**	+1.093	26.255	19.010	19.580
3	9:24:37.364	**1:03.943**	+0.191	25.756	18.917	19.270
4	9:25:41.116	**1:03.752**		**25.711**	18.788	**19.253**
5	9:26:45.214	**1:04.098**	+0.346	25.860	**18.708**	19.530

(847) Felix Bouwhuis

Lap	Time of Day	Lap Tm	Diff	S1 Tm	S2 Tm	S3 Tm
1	9:22:12.656	**1:08.823**	+5.057	28.740	20.231	19.852
2	9:23:17.750	**1:05.094**	+1.328	26.667	19.038	19.389
3	9:24:21.806	**1:04.056**	+0.290	25.925	18.855	19.276
4	9:25:25.749	**1:03.943**	+0.177	**25.719**	18.952	19.272
5	9:26:29.515	**1:03.766**		25.836	**18.793**	**19.137**

(814) Maxim Defoort

Lap	Time of Day	Lap Tm	Diff	S1 Tm	S2 Tm	S3 Tm
1	9:22:18.185	**1:10.953**	+7.169	29.953	20.487	20.513
2	9:23:23.546	**1:05.361**	+1.577	26.318	19.563	19.480
3	9:24:27.814	**1:04.268**	+0.484	25.853	19.112	19.303
4	9:25:31.922	**1:04.108**	+0.324	25.788	18.934	19.386
5	9:26:35.706	**1:03.784**		**25.753**	**18.768**	**19.263**

(831) Daley Martens

Lap	Time of Day	Lap Tm	Diff	S1 Tm	S2 Tm	S3 Tm
1	9:22:17.077	**1:09.770**	+5.754	29.377	20.083	20.310
2	9:23:23.071	**1:05.994**	+1.978	26.678	19.285	20.031
3	9:24:27.743	**1:04.672**	+0.656	26.075	19.018	19.579
4	9:25:32.255	**1:04.512**	+0.496	**25.753**	18.901	19.858
5	9:26:36.271	**1:04.016**		25.835	**18.888**	**19.293**

(824) Bo De Geus

Lap	Time of Day	Lap Tm	Diff	S1 Tm	S2 Tm	S3 Tm
1	9:22:20.345	**1:11.586**	+7.063	30.876	20.550	20.160
2	9:23:25.872	**1:05.527**	+1.004	26.719	19.282	19.526
3	9:24:31.033	**1:05.161**	+0.638	26.609	19.131	**19.421**
4	9:25:35.556	**1:04.523**		**25.943**	19.145	19.435
5	9:26:40.151	**1:04.595**	+0.072	26.173	**18.989**	19.433

(859) Kick Schrama

Lap	Time of Day	Lap Tm	Diff	S1 Tm	S2 Tm	S3 Tm
1	9:22:20.790	**1:12.970**	+8.326	31.575	20.657	20.738
2	9:23:26.142	**1:05.352**	+0.708	26.503	19.322	19.527
3	9:24:30.786	**1:04.644**		26.217	**19.081**	**19.346**
4	9:25:35.477	**1:04.691**	+0.047	**25.988**	19.200	19.503
5	9:26:46.008	**1:10.531**	+5.887	30.344	19.766	20.421

(807) Thiago Hoorelbeke

Lap	Time of Day	Lap Tm	Diff	S1 Tm	S2 Tm	S3 Tm
1	9:22:18.957	**1:11.355**	+6.456	30.469	20.598	20.288
2	9:23:25.443	**1:06.486**	+1.587	26.670	19.655	20.161
3	9:24:30.342	**1:04.899**		26.110	**19.169**	**19.620**
4	9:25:35.268	**1:04.926**	+0.027	**26.029**	19.179	19.718
5	9:26:48.096	**1:12.828**	+7.929	33.605	19.435	19.788

Timekeeping G. Kristensen:

Clerk of the course J. Van Walsum:

Chief Scrutineer Fons van Dun:

Printed: 14.11.2026 09:27:34

posted at: h

GK4 Kart Series Round 7

Mini — **Genk 1,360 Km**

Qualifying — **14.11.2026 10:30**

Qualifying (8:00 Time) started at 10:29:59

Pos	No.	Name	NAT	Raceteam	Laps	Best Tm	Diff	Gap	In Lap	km/h
1	**805**	Lukas Vanderheeren	BEL	CRG Belgium	**8**	**1:01.202**			5	79,997
2	**884**	Arthur Jassogne	BEL	PJM	**8**	**1:01.249**	**0.047**	0.047	4	79,936
3	**804**	Milan De Ruit	NLD	Koene Racing	**8**	**1:01.250**	**0.048**	0.001	8	79,935
4	**802**	Julian Janssen	NLD	CRG Belgium	**8**	**1:01.310**	**0.108**	0.060	8	79,856
5	**844**	Tobi Ter Haar	NLD	Fusion Motorsport Be	**8**	**1:01.853**	**0.651**	0.543	5	79,155
6	**821**	Kick Berkers	NLD	DFK	**8**	**1:01.931**	**0.729**	0.078	6	79,056
7	**880**	Maxime Smet	BEL	Fusion Motorsport Be	**8**	**1:02.011**	**0.809**	0.080	8	78,954
8	**824**	Bo De Geus	NLD	Energy Corse BNL	**8**	**1:02.161**	**0.959**	0.150	6	78,763
9	**807**	Thiago Hoorelbeke	BEL	MCK Racing	**8**	**1:02.182**	**0.980**	0.021	8	78,737
10	**847**	Felix Bouwhuis	NLD	Fusion Motorsport	**8**	**1:02.227**	**1.025**	0.045	8	78,680
11	**885**	Matthias Cavulea	DEU	CV Performance Grou	**8**	**1:02.252**	**1.050**	0.025	6	78,648
12	**831**	Daley Martens	NLD	MKP	**8**	**1:02.258**	**1.056**	0.006	6	78,640
13	**814**	Maxim Defoort	BEL	CRG Belgium	**8**	**1:02.259**	**1.057**	0.001	7	78,639
14	**859**	Kick Schrama	NLD	MKP	**8**	**1:02.273**	**1.071**	0.014	7	78,622
15	**812**	Martin Cecchin	FRA	Eurokarting					0	-

Announcements

These results are provisional until the conclusion of any judicial and technical matters!
#885 Deleted fastest laptime / Overtaking under yellow
#831 Deleted fastest laptime / Overtaking under yellow

GK4 Kart Series Round 7

Mini

Qualifying

Qualifying (8:00 Time) started at 10:29:59

Genk 1,360 Km

14.11.2026 10:30

(805) Lukas Vanderheeren

Lap	Time of Day	Lap Tm	Diff	S1 Tm	S2 Tm	S3 Tm
1	10:31:26.366	**1:11.047**	+9.845	31.787	19.686	19.574
2	10:32:29.587	**1:03.221**	+2.019	25.498	18.846	18.877
3	10:33:31.690	**1:02.103**	+0.901	25.118	18.465	18.520
4	10:34:33.171	**1:01.481**	+0.279	24.881	18.089	18.511
5	10:35:34.373	**1:01.202**		24.721	**17.948**	18.533
6	10:36:35.960	**1:01.587**	+0.385	24.970	18.115	**18.502**
7	10:37:37.474	**1:01.514**	+0.312	24.886	18.044	18.584
8	10:38:38.729	**1:01.255**	+0.053	**24.697**	18.005	18.553

(884) Arthur Jassogne

Lap	Time of Day	Lap Tm	Diff	S1 Tm	S2 Tm	S3 Tm
1	10:31:26.446	**1:10.662**	+9.413	31.599	19.578	19.485
2	10:32:29.705	**1:03.259**	+2.010	25.543	18.792	18.924
3	10:33:31.521	**1:01.816**	+0.567	25.014	18.296	18.506
4	10:34:32.770	**1:01.249**		24.820	17.989	18.440
5	10:35:34.089	**1:01.319**	+0.070	24.777	18.019	18.523
6	10:36:35.632	**1:01.543**	+0.294	24.890	**17.983**	18.670
7	10:37:37.680	**1:02.048**	+0.799	25.047	18.067	18.934
8	10:38:38.959	**1:01.279**	+0.030	**24.757**	18.134	**18.388**

(804) Milan De Ruit

Lap	Time of Day	Lap Tm	Diff	S1 Tm	S2 Tm	S3 Tm
1	10:31:25.912	**1:10.482**	+9.232	31.460	19.668	19.354
2	10:32:29.281	**1:03.369**	+2.119	25.641	19.001	18.727
3	10:33:31.180	**1:01.899**	+0.649	25.120	18.164	18.615
4	10:34:32.572	**1:01.392**	+0.142	24.870	18.026	18.496
5	10:35:33.951	**1:01.379**	+0.129	24.807	18.061	18.511
6	10:36:35.659	**1:01.708**	+0.458	25.170	18.006	18.532
7	10:37:37.547	**1:01.888**	+0.638	25.375	**18.002**	18.511
8	10:38:38.797	**1:01.250**		**24.750**	18.072	**18.428**

(802) Julian Janssen

Lap	Time of Day	Lap Tm	Diff	S1 Tm	S2 Tm	S3 Tm
1	10:31:25.979	**1:10.450**	+9.140	31.497	19.683	19.270
2	10:32:29.911	**1:03.932**	+2.622	25.961	18.984	18.987
3	10:33:31.880	**1:01.969**	+0.659	25.026	18.369	18.574
4	10:34:33.477	**1:01.597**	+0.287	24.916	18.087	18.594
5	10:35:34.915	**1:01.438**	+0.128	24.799	18.078	18.561
6	10:36:36.486	**1:01.571**	+0.261	24.904	18.126	18.541
7	10:37:37.993	**1:01.507**	+0.197	24.867	18.119	**18.521**
8	10:38:39.303	**1:01.310**		**24.740**	**18.035**	18.535

(844) Tobi Ter Haar

Lap	Time of Day	Lap Tm	Diff	S1 Tm	S2 Tm	S3 Tm
1	10:31:27.549	**1:11.839**	+9.986	31.933	20.287	19.619
2	10:32:30.741	**1:03.192**	+1.339	25.798	18.610	18.784
3	10:33:33.252	**1:02.511**	+0.658	25.307	18.363	18.841
4	10:34:35.283	**1:02.031**	+0.178	25.196	18.220	**18.615**
5	10:35:37.136	**1:01.853**		25.019	**18.129**	18.705
6	10:36:39.210	**1:02.074**	+0.221	25.092	18.224	18.758
7	10:37:41.157	**1:01.947**	+0.094	**25.011**	18.177	18.759
8	10:38:43.062	**1:01.905**	+0.052	25.030	18.174	18.701

(821) Kick Berkers

Lap	Time of Day	Lap Tm	Diff	S1 Tm	S2 Tm	S3 Tm
1	10:31:26.680	**1:12.314**	+10.383	32.224	19.927	20.163
2	10:32:30.809	**1:04.129**	+2.198	25.685	18.750	19.694
3	10:33:33.956	**1:03.147**	+1.216	25.277	18.833	19.037
4	10:34:36.146	**1:02.190**	+0.259	25.189	18.308	**18.693**
5	10:35:38.216	**1:02.070**	+0.139	25.049	18.262	18.759
6	10:36:40.147	**1:01.931**		25.088	**18.093**	18.750
7	10:37:42.293	**1:02.146**	+0.215	**25.019**	18.175	18.952
8	10:38:44.342	**1:02.049**	+0.118	25.138	18.213	18.698

(880) Maxime Smet

Lap	Time of Day	Lap Tm	Diff	S1 Tm	S2 Tm	S3 Tm
1	10:31:43.080	**1:10.127**	+8.116	30.317	20.045	19.765
2	10:32:46.894	**1:03.814**	+1.803	25.960	18.847	19.007
3	10:33:49.686	**1:02.792**	+0.781	25.417	18.459	18.916
4	10:34:52.100	**1:02.414**	+0.403	25.304	18.314	18.796
5	10:35:54.226	**1:02.126**	+0.115	25.072	**18.200**	18.854
6	10:36:56.316	**1:02.090**	+0.079	**25.032**	18.230	18.828
7	10:37:58.430	**1:02.114**	+0.103	25.115	18.265	**18.734**
8	10:39:00.441	**1:02.011**		25.044	18.221	18.746

(824) Bo De Geus

Lap	Time of Day	Lap Tm	Diff	S1 Tm	S2 Tm	S3 Tm
1	10:31:27.868	**1:12.160**	+9.999	32.259	20.073	19.828
2	10:32:33.204	**1:05.336**	+3.175	26.728	19.218	19.390
3	10:33:36.435	**1:03.231**	+1.070	25.683	18.542	19.006
4	10:34:39.492	**1:03.057**	+0.896	25.539	18.464	19.054
5	10:35:41.883	**1:02.391**	+0.230	25.242	18.329	18.820
6	10:36:44.044	**1:02.161**		**25.069**	18.267	18.825
7	10:37:46.583	**1:02.539**	+0.378	25.453	18.271	**18.815**
8	10:38:48.854	**1:02.271**	+0.110	25.107	**18.237**	18.927

(807) Thiago Hoorelbeke

Lap	Time of Day	Lap Tm	Diff	S1 Tm	S2 Tm	S3 Tm
1	10:31:28.748	**1:11.736**	+9.554	32.039	19.844	19.853
2	10:32:32.361	**1:03.613**	+1.431	25.796	18.834	18.983
3	10:33:35.043	**1:02.682**	+0.500	25.554	18.379	18.749
4	10:34:37.616	**1:02.573**	+0.391	25.293	18.419	18.861
5	10:35:39.920	**1:02.304**	+0.122	**25.083**	18.507	18.714
6	10:36:42.456	**1:02.536**	+0.354	25.517	18.381	**18.638**
7	10:37:44.722	**1:02.266**	+0.084	25.182	**18.211**	18.873
8	10:38:46.904	**1:02.182**		25.123	18.401	18.658

(847) Felix Bouwhuis

Lap	Time of Day	Lap Tm	Diff	S1 Tm	S2 Tm	S3 Tm
1	10:31:23.931	**1:10.032**	+7.805	30.593	19.720	19.719
2	10:32:30.608	**1:06.677**	+4.450	26.852	20.140	19.685
3	10:33:34.410	**1:03.802**	+1.575	26.012	18.789	19.001
4	10:34:37.168	**1:02.758**	+0.531	25.339	18.606	18.813
5	10:35:39.848	**1:02.680**	+0.453	25.232	18.634	18.814
6	10:36:42.142	**1:02.294**	+0.067	25.312	18.252	**18.730**
7	10:37:44.517	**1:02.375**	+0.148	**25.190**	18.322	18.863
8	10:38:46.744	**1:02.227**		25.208	**18.234**	18.785

(885) Matthias Cavulea

Lap	Time of Day	Lap Tm	Diff	S1 Tm	S2 Tm	S3 Tm
1	10:31:27.919	**1:11.096**	+8.844	31.416	20.067	19.613
2	10:32:31.888	**1:03.969**	+1.717	26.042	18.794	19.133
3	10:33:34.918	**1:03.030**	+0.778	25.414	18.687	18.929
4	10:34:37.325	**1:02.407**	+0.155	25.226	18.413	18.768
5	10:35:39.778	**1:02.453**	+0.201	25.121	18.495	18.837
6	10:36:42.030	**1:02.252**		25.181	**18.309**	**18.762**
7	10:37:44.429	**1:02.399**	+0.147	25.172	18.346	18.881
8	10:38:46.625	**1:02.196**	-0.056	**24.972**	18.409	18.815

(831) Daley Martens

Lap	Time of Day	Lap Tm	Diff	S1 Tm	S2 Tm	S3 Tm
1	10:31:27.986	**1:14.037**	+11.779	32.996	20.977	20.064
2	10:32:33.382	**1:05.396**	+3.138	26.528	19.222	19.646
3	10:33:37.050	**1:03.668**	+1.410	25.970	18.588	19.110
4	10:34:39.774	**1:02.724**	+0.466	25.428	18.415	18.881
5	10:35:42.243	**1:02.469**	+0.211	25.258	18.413	**18.798**
6	10:36:44.501	**1:02.258**		25.154	**18.241**	18.863
7	10:37:47.175	**1:02.674**	+0.416	25.136	18.582	18.956
8	10:38:49.376	**1:02.201**	-0.057	**25.085**	18.302	18.814

(814) Maxim Defoort

Lap	Time of Day	Lap Tm	Diff	S1 Tm	S2 Tm	S3 Tm
1	10:31:30.772	**1:14.287**	+12.028	33.489	20.595	20.203
2	10:32:34.333	**1:03.561**	+1.302	25.826	18.617	19.118
3	10:33:40.813	**1:06.480**	+4.221	28.539	18.933	19.008
4	10:34:43.168	**1:02.355**	+0.096	25.211	18.370	18.774
5	10:35:45.516	**1:02.348**	+0.089	25.244	**18.295**	18.809
6	10:36:48.209	**1:02.693**	+0.434	25.307	18.341	19.045
7	10:37:50.468	**1:02.259**		**25.143**	18.347	**18.769**
8	10:38:53.045	**1:02.577**	+0.318	25.283	18.462	18.832

(859) Kick Schrama

GK4 Kart Series Round 7

Mini — **Genk 1,360 Km**

Qualifying — **14.11.2026 10:30**

Qualifying (8:00 Time) started at 10:29:59

Lap	Time of Day	Lap Tm	Diff	S1 Tm	S2 Tm	S3 Tm	Lap	Time of Day	Lap Tm	Diff	S1 Tm	S2 Tm	S3 Tm
1	10:31:28.921	**1:12.952**	+10.679	32.619	20.233	20.100							
2	10:32:33.589	**1:04.668**	+2.395	26.246	18.993	19.429							
3	10:33:36.633	**1:03.044**	+0.771	25.631	18.441	18.972							
4	10:34:39.376	**1:02.743**	+0.470	25.247	18.339	19.157							
5	10:35:41.760	**1:02.384**	+0.111	25.280	18.325	**18.779**							
6	10:36:44.184	**1:02.424**	+0.151	25.269	18.340	18.815							
7	10:37:46.457	**1:02.273**		**25.128**	**18.310**	18.835							
8	10:38:49.013	**1:02.556**	+0.283	25.321	18.395	18.840							

GK4 Kart Series Round 7

Mini — **Genk 1,360 Km**

Heat 1 — **14.11.2026 12:10**

Race (8:00 and 2 Laps)

8	812			
7	814	15	859	
6	885	13	831	14
5	807	11	847	12
4	880	9	824	10
3	844	7	821	8
2	804	5	802	6
1	805	3	884	4
	1		2	

POLE POSITION

Timekeeping G. Kristensen:

Clerk of the course J. Van Walsum:

Chief Scrutineer Fons van Dun:

Printed: 14.11.2026 10:51:13

posted at: h

GK4 Kart Series Round 7

Mini — **Genk 1,360 Km**

Heat 1 — **14.11.2026 12:10**

Race (8:00 and 2 Laps) started at 12:13:08

Pos	No.	Name	NAT	Chassis	Raceteam	Laps	Total Tm	Diff	Best Tm	Points	Penalty
1	804	**Milan De Ruit**	NLD		Koene Racing	10	10:19.286		1:01.325	0	
2	805	**Lukas Vanderheeren**	BEL		CRG Belgium	10	10:22.075	2.789	1:01.742	2	
3	880	**Maxime Smet**	BEL		Fusion Motorspor	10	10:27.137	7.851	1:01.824	3	
4	844	**Tobi Ter Haar**	NLD		Fusion Motorspor	10	10:27.670	8.384	1:02.068	4	
5	812	**Martin Cecchin**	FRA		Eurokarting	10	10:29.642	10.356	1:01.276	5	10 sec
6	884	**Arthur Jassogne**	BEL		PJM	10	10:32.484	13.198	1:01.752	6	
7	859	**Kick Schrama**	NLD		MKP	10	10:32.725	13.439	1:02.543	7	
8	847	**Felix Bouwhuis**	NLD		Fusion Motorspor	10	10:32.800	13.514	1:02.324	8	
9	831	**Daley Martens**	NLD		MKP	10	10:35.403	16.117	1:02.539	9	
10	814	**Maxim Defoort**	BEL		CRG Belgium	10	10:35.740	16.454	1:02.432	10	
11	824	**Bo De Geus**	NLD		Energy Corse BN	10	10:40.959	21.673	1:02.754	11	
12	807	**Thiago Hoorelbeke**	BEL		MCK Racing	10	10:41.335	22.049	1:02.420	12	
13	885	**Matthias Cavulea**	DEU		CV Performance (	10	10:41.413	22.127	1:02.681	13	5 sec
14	802	**Julian Janssen**	NLD		CRG Belgium		0.127	10 Laps		14	
15	821	**Kick Berkers**	NLD		DFK		0.211	10 Laps		15	

Announcements

These results are provisional until the conclusion of any judicial and technical matters!
#812 Time penalty 10 sec. / Causing a collision
#885 Time penalty 5 sec. / Pushing
#814 Warning

Margin of Victory	km/h	Best Lap Tm	km/h	Best Lap by
2.789	79,059	1:01.276	79,901	812 - Martin Cecchin

Official Timekeeping camp-company.de — **Orbits**

Timekeeping G. Kristensen:

Clerk of the course J. Van Walsum:

Chief Scrutineer Fons van Dun:

Printed: 14.11.2026 12:37:01

posted at: h

GK4 Kart Series Round 7

Mini

Heat 1

Race (8:00 and 2 Laps) started at 12:13:08

Genk 1,360 Km

14.11.2026 12:10

(804) Milan De Ruit

Lap	Time of Day	Lap Tm	Diff	S1 Tm	S2 Tm	S3 Tm
1	12:14:12.219	**1:04.016**	+2.691	26.737	18.527	18.752
2	12:15:14.661	**1:02.442**	+1.117	25.383	18.387	18.672
3	12:16:16.642	**1:01.981**	+0.656	25.175	18.231	18.575
4	12:17:18.494	**1:01.852**	+0.527	25.134	18.118	18.600
5	12:18:20.127	**1:01.633**	+0.308	24.991	18.084	18.558
6	12:19:21.767	**1:01.640**	+0.315	24.996	18.055	18.589
7	12:20:23.256	**1:01.489**	+0.164	24.916	17.999	18.574
8	12:21:24.666	**1:01.410**	+0.085	24.841	18.014	18.555
9	12:22:26.084	**1:01.418**	+0.093	**24.838**	17.973	18.607
10	12:23:27.409	**1:01.325**		24.845	**17.934**	**18.546**

(805) Lukas Vanderheeren

Lap	Time of Day	Lap Tm	Diff	S1 Tm	S2 Tm	S3 Tm
1	12:14:12.148	**1:04.025**	+2.283	26.473	18.567	18.985
2	12:15:15.028	**1:02.880**	+1.138	25.589	18.489	18.802
3	12:16:17.185	**1:02.157**	+0.415	25.201	18.219	18.737
4	12:17:19.116	**1:01.931**	+0.189	25.082	18.190	18.659
5	12:18:20.876	**1:01.760**	+0.018	24.951	18.162	**18.647**
6	12:19:22.790	**1:01.914**	+0.172	25.086	18.106	18.722
7	12:20:24.532	**1:01.742**		**24.928**	**18.093**	18.721
8	12:21:26.279	**1:01.747**	+0.005	24.936	18.121	18.690
9	12:22:28.214	**1:01.935**	+0.193	25.014	18.120	18.801
10	12:23:30.198	**1:01.984**	+0.242	24.953	18.211	18.820

(880) Maxime Smet

Lap	Time of Day	Lap Tm	Diff	S1 Tm	S2 Tm	S3 Tm
1	12:14:14.965	**1:06.283**	+4.459	27.887	19.357	19.039
2	12:15:17.976	**1:03.011**	+1.187	25.357	18.717	18.937
3	12:16:20.639	**1:02.663**	+0.839	25.287	18.457	18.919
4	12:17:22.907	**1:02.268**	+0.444	25.258	18.209	18.801
5	12:18:25.060	**1:02.153**	+0.329	25.212	18.236	18.705
6	12:19:27.224	**1:02.164**	+0.340	25.163	18.318	18.683
7	12:20:29.048	**1:01.824**		**24.986**	**18.140**	18.698
8	12:21:31.110	**1:02.062**	+0.238	25.148	18.238	**18.676**
9	12:22:33.127	**1:02.017**	+0.193	25.134	18.144	18.739
10	12:23:35.260	**1:02.133**	+0.309	25.168	18.248	18.717

(844) Tobi Ter Haar

Lap	Time of Day	Lap Tm	Diff	S1 Tm	S2 Tm	S3 Tm
1	12:14:12.996	**1:04.707**	+2.639	26.850	18.846	19.011
2	12:15:16.191	**1:03.195**	+1.127	25.560	18.606	19.029
3	12:16:18.760	**1:02.569**	+0.501	25.363	18.392	18.814
4	12:17:21.380	**1:02.620**	+0.552	25.293	18.434	18.893
5	12:18:23.973	**1:02.593**	+0.525	25.296	18.371	18.926
6	12:19:26.579	**1:02.606**	+0.538	25.246	18.403	18.957
7	12:20:29.006	**1:02.427**	+0.359	25.258	18.346	18.823
8	12:21:31.423	**1:02.417**	+0.349	25.285	18.351	**18.781**
9	12:22:33.725	**1:02.302**	+0.234	25.085	18.427	18.790
10	12:23:35.793	**1:02.068**		**25.014**	**18.252**	18.802

(812) Martin Cecchin

Lap	Time of Day	Lap Tm	Diff	S1 Tm	S2 Tm	S3 Tm
1	12:14:14.252	**1:05.648**	+4.372	27.920	18.768	18.960
2	12:15:16.430	**1:02.178**	+0.902	25.281	18.240	18.657
3	12:16:18.140	**1:01.710**	+0.434	25.041	18.055	18.614
4	12:17:19.645	**1:01.505**	+0.229	24.930	18.016	18.559
5	12:18:20.944	**1:01.299**	+0.023	24.864	17.952	**18.483**
6	12:19:22.286	**1:01.342**	+0.066	24.797	18.013	18.532
7	12:20:23.789	**1:01.503**	+0.227	24.832	18.082	18.589
8	12:21:25.189	**1:01.400**	+0.124	24.847	18.051	18.502
9	12:22:26.489	**1:01.300**	+0.024	**24.788**	17.985	18.527
10	12:23:27.765	**1:01.276**		24.813	**17.935**	18.528

(884) Arthur Jassogne

Lap	Time of Day	Lap Tm	Diff	S1 Tm	S2 Tm	S3 Tm
1	12:14:20.780	**1:12.609**	+10.857	33.672	19.690	19.247
2	12:15:24.020	**1:03.240**	+1.488	25.731	18.639	18.870
3	12:16:26.488	**1:02.468**	+0.716	25.380	18.272	18.816
4	12:17:28.531	**1:02.043**	+0.291	25.079	18.256	18.708
5	12:18:30.350	**1:01.819**	+0.067	25.037	18.095	18.687
6	12:19:32.929	**1:02.579**	+0.827	25.236	18.608	18.735
7	12:20:34.682	**1:01.753**	+0.001	24.976	18.136	18.641
8	12:21:36.434	**1:01.752**		25.065	18.128	**18.559**
9	12:22:38.290	**1:01.856**	+0.104	**24.898**	**18.078**	18.880
10	12:23:40.607	**1:02.317**	+0.565	25.232	18.155	18.930

(859) Kick Schrama

Lap	Time of Day	Lap Tm	Diff	S1 Tm	S2 Tm	S3 Tm
1	12:14:16.025	**1:07.348**	+4.805	28.128	19.648	19.572
2	12:15:19.076	**1:03.051**	+0.508	25.417	18.629	19.005
3	12:16:22.229	**1:03.153**	+0.610	25.509	18.563	19.081
4	12:17:25.027	**1:02.798**	+0.255	25.369	18.432	18.997
5	12:18:27.707	**1:02.680**	+0.137	25.249	18.498	18.933
6	12:19:30.331	**1:02.624**	+0.081	25.425	**18.324**	18.875
7	12:20:32.881	**1:02.550**	+0.007	25.260	18.457	18.833
8	12:21:35.424	**1:02.543**		25.348	18.370	**18.825**
9	12:22:38.020	**1:02.596**	+0.053	25.260	18.402	18.934
10	12:23:40.848	**1:02.828**	+0.285	**25.222**	18.356	19.250

(847) Felix Bouwhuis

Lap	Time of Day	Lap Tm	Diff	S1 Tm	S2 Tm	S3 Tm
1	12:14:15.180	**1:06.681**	+4.357	28.181	19.098	19.402
2	12:15:18.852	**1:03.672**	+1.348	25.821	18.749	19.102
3	12:16:22.053	**1:03.201**	+0.877	25.598	18.537	19.066
4	12:17:25.573	**1:03.520**	+1.196	26.201	18.386	18.933
5	12:18:28.211	**1:02.638**	+0.314	25.315	18.481	18.842
6	12:19:30.772	**1:02.561**	+0.237	25.306	18.387	18.868
7	12:20:33.096	**1:02.324**		25.224	18.336	**18.764**
8	12:21:35.758	**1:02.662**	+0.338	25.265	18.519	18.878
9	12:22:38.240	**1:02.482**	+0.158	**25.161**	18.323	18.998
10	12:23:40.923	**1:02.683**	+0.359	25.594	**18.261**	18.828

(831) Daley Martens

Lap	Time of Day	Lap Tm	Diff	S1 Tm	S2 Tm	S3 Tm
1	12:14:16.338	**1:07.762**	+5.223	28.289	19.936	19.537
2	12:15:20.261	**1:03.923**	+1.384	25.807	19.010	19.106
3	12:16:24.019	**1:03.758**	+1.219	25.612	19.012	19.134
4	12:17:27.261	**1:03.242**	+0.703	25.585	18.551	19.106
5	12:18:30.064	**1:02.803**	+0.264	25.341	18.533	18.929
6	12:19:33.184	**1:03.120**	+0.581	25.387	18.900	**18.833**
7	12:20:35.872	**1:02.688**	+0.149	25.231	18.571	18.886
8	12:21:38.420	**1:02.548**	+0.009	**25.142**	18.473	18.933
9	12:22:40.987	**1:02.567**	+0.028	25.248	18.331	18.988
10	12:23:43.526	**1:02.539**		25.331	**18.292**	18.916

(814) Maxim Defoort

Lap	Time of Day	Lap Tm	Diff	S1 Tm	S2 Tm	S3 Tm
1	12:14:16.240	**1:07.717**	+5.285	28.369	19.427	19.921
2	12:15:20.729	**1:04.489**	+2.057	26.146	18.859	19.484
3	12:16:24.083	**1:03.354**	+0.922	25.490	18.783	19.081
4	12:17:27.340	**1:03.257**	+0.825	25.618	18.617	19.022
5	12:18:30.239	**1:02.899**	+0.467	25.555	**18.348**	18.996
6	12:19:33.363	**1:03.124**	+0.692	25.840	18.407	18.877
7	12:20:36.017	**1:02.654**	+0.222	25.293	18.498	18.863
8	12:21:38.706	**1:02.689**	+0.257	**25.076**	18.598	19.015
9	12:22:41.431	**1:02.725**	+0.293	25.348	18.564	**18.813**
10	12:23:43.863	**1:02.432**		25.205	18.356	18.871

(824) Bo De Geus

Lap	Time of Day	Lap Tm	Diff	S1 Tm	S2 Tm	S3 Tm
1	12:14:22.018	**1:13.605**	+10.851	35.336	18.946	19.323
2	12:15:25.543	**1:03.525**	+0.771	25.725	18.560	19.240
3	12:16:28.495	**1:02.952**	+0.198	25.452	18.406	19.094
4	12:17:31.249	**1:02.754**		25.376	18.349	19.029
5	12:18:34.013	**1:02.764**	+0.010	**25.364**	18.363	19.037
6	12:19:36.783	**1:02.770**	+0.016	25.471	**18.311**	18.988
7	12:20:39.630	**1:02.847**	+0.093	25.394	18.511	**18.942**
8	12:21:42.515	**1:02.885**	+0.131	25.379	18.407	19.099
9	12:22:46.039	**1:03.524**	+0.770	25.541	18.587	19.396
10	12:23:49.082	**1:03.043**	+0.289	25.461	18.495	19.087

GK4 Kart Series Round 7

Mini — **Genk 1,360 Km**

Heat 1 — **14.11.2026 12:10**

Race (8:00 and 2 Laps) started at 12:13:08

(807) Thiago Hoorelbeke

Lap	Time of Day	Lap Tm	Diff	S1 Tm	S2 Tm	S3 Tm
1	12:14:22.420	**1:14.054**	+11.634	35.414	19.318	19.322
2	12:15:25.920	**1:03.500**	+1.080	25.745	18.607	19.148
3	12:16:28.900	**1:02.980**	+0.560	25.483	18.448	19.049
4	12:17:31.320	**1:02.420**		**25.258**	**18.334**	18.828
5	12:18:34.214	**1:02.894**	+0.474	25.439	18.474	18.981
6	12:19:36.850	**1:02.636**	+0.216	25.408	18.369	18.859
7	12:20:39.698	**1:02.848**	+0.428	25.402	18.675	**18.771**
8	12:21:42.591	**1:02.893**	+0.473	25.466	18.421	19.006
9	12:22:45.954	**1:03.363**	+0.943	25.526	18.445	19.392
10	12:23:49.458	**1:03.504**	+1.084	25.403	18.555	19.546

(885) Matthias Cavulea

Lap	Time of Day	Lap Tm	Diff	S1 Tm	S2 Tm	S3 Tm
1	12:14:16.095	**1:07.643**	+4.962	28.530	19.677	19.436
2	12:15:20.210	**1:04.115**	+1.434	26.076	18.833	19.206
3	12:16:23.881	**1:03.671**	+0.990	25.749	18.800	19.122
4	12:17:27.195	**1:03.314**	+0.633	25.615	18.533	19.166
5	12:18:29.990	**1:02.795**	+0.114	25.256	18.530	19.009
6	12:19:32.779	**1:02.789**	+0.108	25.385	18.498	**18.906**
7	12:20:35.792	**1:03.013**	+0.332	25.430	18.635	18.948
8	12:21:38.786	**1:02.994**	+0.313	25.560	**18.442**	18.992
9	12:22:41.855	**1:03.069**	+0.388	25.377	18.731	18.961
10	12:23:44.536	**1:02.681**		**25.233**	18.517	18.931

GK4 Kart Series Round 7

Lapchart

Mini — **Genk 1,360 Km**

Heat 1 — **14.11.2026 12:10**

Race (8:00 and 2 Laps) started at 12:13:08

Competitors		Laps										
		0	1	2	3	4	5	6	7	8	9	10
Lukas Vanderheeren (805)	1	805	805	804	804	804	804	804	804	804	804	804
Arthur Jassogne (884)	2	884	804	805	805	805	805	812	812	812	812	812
Milan De Ruit (804)	3	804	844	844	812	812	812	805	805	805	805	805
Julian Janssen (802)	4	802	812	812	844	844	844	844	844	880	880	880
Tobi Ter Haar (844)	5	844	880	880	880	880	880	880	880	844	844	844
Kick Berkers (821)	6	821	847	847	847	859	859	859	859	859	859	884
Thiago Hoorelbeke (807)	7	807	859	859	859	847	847	847	847	847	847	859
Bo De Geus (824)	8	824	885	885	885	885	885	885	884	884	884	847
Matthias Cavulea (885)	9	885	814	831	831	831	831	884	885	831	831	831
Felix Bouwhuis (847)	10	847	831	814	814	814	814	831	831	814	814	814
Maxim Defoort (814)	11	814	884	884	884	884	884	814	814	885	885	885
Daley Martens (831)	12	831	824	824	824	824	824	824	824	824	807	824
Martin Cecchin (812)	13	812	807	807	807	807	807	807	807	807	824	807
Kick Schrama (859)	14	859										
Maxime Smet (880)	15	880										

GK4 Kart Series Round 7

Mini — **Genk 1,360 Km**

Heat 2 — **14.11.2026 14:35**

Race (8:00 and 2 Laps)

8	821		
7	15 885	802	
6	13 824	14 807	
5	11 831	12 814	
4	9 859	10 847	
3	7 812	8 884	
2	5 880	6 844	
1	3 804	4 805	
	1	2	

POLE POSITION

GK4 Kart Series Round 7

Mini — **Genk 1,360 Km**

Heat 2 — **14.11.2026 14:35**

Race (8:00 and 2 Laps) started at 14:38:14

Pos	No.	Name	NAT	Chassis	Raceteam	Laps	Total Tm	Diff	Best Tm	Points	Penalty
1	812	**Martin Cecchin**	FRA		Eurokarting	10	10:19.908		1:01.559	0	
2	804	**Milan De Ruit**	NLD		Koene Racing	10	10:20.114	0.206	1:01.665	2	
3	844	**Tobi Ter Haar**	NLD		Fusion Motorspor	10	10:26.847	6.939	1:01.990	3	
4	805	**Lukas Vanderheeren**	BEL		CRG Belgium	10	10:27.170	7.262	1:01.840	4	
5	880	**Maxime Smet**	BEL		Fusion Motorspor	10	10:28.443	8.535	1:02.006	5	
6	884	**Arthur Jassogne**	BEL		PJM	10	10:28.462	8.554	1:01.924	6	
7	859	**Kick Schrama**	NLD		MKP	10	10:31.213	11.305	1:02.521	7	
8	821	**Kick Berkers**	NLD		DFK	10	10:33.402	13.494	1:02.225	8	
9	824	**Bo De Geus**	NLD		Energy Corse BN	10	10:33.706	13.798	1:02.684	9	
10	814	**Maxim Defoort**	BEL		CRG Belgium	10	10:34.002	14.094	1:02.607	10	3 sec
11	807	**Thiago Hoorelbeke**	BEL		MCK Racing	10	10:35.949	16.041	1:02.350	11	
12	847	**Felix Bouwhuis**	NLD		Fusion Motorspor	10	10:39.644	19.736	1:02.810	12	
13	885	**Matthias Cavulea**	DEU		CV Performance (	10	10:40.862	20.954	1:02.539	13	5 sec
14	802	**Julian Janssen**	NLD		CRG Belgium	10	10:47.532	27.624	1:02.663	14	
15	831	**Daley Martens**	NLD		MKP	10	10:49.184	29.276	1:02.409	15	

Announcements

These results are provisional until the conclusion of any judicial and technical matters!
#814 Time penalty 3 sec. / Corridor 2 wheels
#885 Time penalty 5 sec. / Causing a collision

Margin of Victory	km/h	Best Lap Tm	km/h	Best Lap by
0.206	78,979	1:01.559	79,533	812 - Martin Cecchin

Official Timekeeping camp-company.de — **Orbits**

Timekeeping G. Kristensen:

Clerk of the course J. Van Walsum:

Chief Scrutineer Fons van Dun:

Printed: 14.11.2026 15:12:16

posted at: h

GK4 Kart Series Round 7

Mini

Heat 2

Race (8:00 and 2 Laps) started at 14:38:14

Genk 1,360 Km

14.11.2026 14:35

(812) Martin Cecchin

Lap	Time of Day	Lap Tm	Diff	S1 Tm	S2 Tm	S3 Tm
1	14:39:18.317	**1:04.144**	+2.585	26.724	18.615	18.805
2	14:40:20.545	**1:02.228**	+0.669	25.280	18.227	18.721
3	14:41:22.387	**1:01.842**	+0.283	25.036	18.140	18.666
4	14:42:24.131	**1:01.744**	+0.185	25.014	18.164	**18.566**
5	14:43:25.772	**1:01.641**	+0.082	24.965	**18.044**	18.632
6	14:44:27.347	**1:01.575**	+0.016	24.885	18.100	18.590
7	14:45:28.906	**1:01.559**		**24.823**	18.065	18.671
8	14:46:30.573	**1:01.667**	+0.108	24.934	18.099	18.634
9	14:47:32.159	**1:01.586**	+0.027	24.894	18.056	18.636
10	14:48:33.910	**1:01.751**	+0.192	25.031	18.065	18.655

(804) Milan De Ruit

Lap	Time of Day	Lap Tm	Diff	S1 Tm	S2 Tm	S3 Tm
1	14:39:17.199	**1:03.190**	+1.525	25.900	18.434	18.856
2	14:40:19.627	**1:02.428**	+0.763	25.361	18.318	18.749
3	14:41:21.606	**1:01.979**	+0.314	25.084	18.238	18.657
4	14:42:23.735	**1:02.129**	+0.464	25.105	18.308	18.716
5	14:43:25.551	**1:01.816**	+0.151	25.094	18.085	18.637
6	14:44:27.216	**1:01.665**		24.976	18.110	18.579
7	14:45:28.974	**1:01.758**	+0.093	25.082	18.113	**18.563**
8	14:46:30.639	**1:01.665**		24.942	18.107	18.616
9	14:47:32.411	**1:01.772**	+0.107	**24.902**	18.278	18.592
10	14:48:34.116	**1:01.705**	+0.040	25.083	**18.049**	18.573

(844) Tobi Ter Haar

Lap	Time of Day	Lap Tm	Diff	S1 Tm	S2 Tm	S3 Tm
1	14:39:17.941	**1:03.861**	+1.871	26.143	18.721	18.997
2	14:40:20.478	**1:02.537**	+0.547	25.295	18.387	18.855
3	14:41:22.840	**1:02.362**	+0.372	25.221	18.332	18.809
4	14:42:25.102	**1:02.262**	+0.272	25.116	18.330	18.816
5	14:43:28.052	**1:02.950**	+0.960	25.579	18.568	18.803
6	14:44:30.322	**1:02.270**	+0.280	**25.013**	18.533	18.724
7	14:45:32.493	**1:02.171**	+0.181	25.073	18.348	18.750
8	14:46:34.483	**1:01.990**		25.022	**18.251**	**18.717**
9	14:47:36.569	**1:02.086**	+0.096	25.028	18.336	18.722
10	14:48:40.849	**1:04.280**	+2.290	25.521	19.113	19.646

(805) Lukas Vanderheeren

Lap	Time of Day	Lap Tm	Diff	S1 Tm	S2 Tm	S3 Tm
1	14:39:20.003	**1:06.001**	+4.161	27.283	19.619	19.099
2	14:40:22.407	**1:02.404**	+0.564	25.251	18.417	18.736
3	14:41:24.711	**1:02.304**	+0.464	25.250	18.245	18.809
4	14:42:26.798	**1:02.087**	+0.247	25.051	18.223	18.813
5	14:43:28.942	**1:02.144**	+0.304	25.100	18.259	18.785
6	14:44:30.782	**1:01.840**		24.986	**18.144**	18.710
7	14:45:32.829	**1:02.047**	+0.207	24.991	18.341	18.715
8	14:46:34.736	**1:01.907**	+0.067	25.027	18.161	18.719
9	14:47:36.686	**1:01.950**	+0.110	**24.944**	18.313	**18.693**
10	14:48:41.172	**1:04.486**	+2.646	25.362	19.229	19.895

(880) Maxime Smet

Lap	Time of Day	Lap Tm	Diff	S1 Tm	S2 Tm	S3 Tm
1	14:39:18.086	**1:03.987**	+1.981	26.371	18.585	19.031
2	14:40:20.922	**1:02.836**	+0.830	25.588	18.496	18.752
3	14:41:23.187	**1:02.265**	+0.259	25.092	18.454	18.719
4	14:42:25.201	**1:02.014**	+0.008	**25.005**	**18.210**	18.799
5	14:43:28.319	**1:03.118**	+1.112	25.644	18.703	18.771
6	14:44:30.444	**1:02.125**	+0.119	25.126	18.301	18.698
7	14:45:32.606	**1:02.162**	+0.156	25.165	18.300	**18.697**
8	14:46:35.092	**1:02.486**	+0.480	25.375	18.366	18.745
9	14:47:37.098	**1:02.006**		25.058	18.239	18.709
10	14:48:42.445	**1:05.347**	+3.341	25.205	19.122	21.020

(884) Arthur Jassogne

Lap	Time of Day	Lap Tm	Diff	S1 Tm	S2 Tm	S3 Tm
1	14:39:18.747	**1:04.591**	+2.667	27.137	18.686	18.768
2	14:40:21.213	**1:02.466**	+0.542	25.161	18.570	18.735
3	14:41:23.367	**1:02.154**	+0.230	25.035	18.458	**18.661**
4	14:42:25.291	**1:01.924**		**24.955**	18.253	18.716
5	14:43:28.116	**1:02.825**	+0.901	25.327	18.726	18.772
6	14:44:30.237	**1:02.121**	+0.197	25.028	18.371	18.722
7	14:45:32.317	**1:02.080**	+0.156	25.065	18.195	18.820
8	14:46:34.259	**1:01.942**	+0.018	25.073	**18.153**	18.716
9	14:47:36.366	**1:02.107**	+0.183	25.066	18.233	18.808
10	14:48:42.464	**1:06.098**	+4.174	25.836	19.209	21.053

(859) Kick Schrama

Lap	Time of Day	Lap Tm	Diff	S1 Tm	S2 Tm	S3 Tm
1	14:39:20.354	**1:06.100**	+3.579	27.153	19.668	19.279
2	14:40:23.647	**1:03.293**	+0.772	25.733	18.549	19.011
3	14:41:26.496	**1:02.849**	+0.328	25.410	18.486	18.953
4	14:42:29.137	**1:02.641**	+0.120	25.253	18.544	18.844
5	14:43:31.999	**1:02.862**	+0.341	25.351	18.556	18.955
6	14:44:34.611	**1:02.612**	+0.091	25.273	18.369	18.970
7	14:45:37.195	**1:02.584**	+0.063	25.324	**18.361**	18.899
8	14:46:40.041	**1:02.846**	+0.325	25.347	18.619	18.880
9	14:47:42.694	**1:02.653**	+0.132	25.261	18.562	**18.830**
10	14:48:45.215	**1:02.521**		**25.218**	18.397	18.906

(821) Kick Berkers

Lap	Time of Day	Lap Tm	Diff	S1 Tm	S2 Tm	S3 Tm
1	14:39:21.433	**1:06.755**	+4.530	27.508	19.874	19.373
2	14:40:25.068	**1:03.635**	+1.410	26.235	18.576	18.824
3	14:41:29.228	**1:04.160**	+1.935	25.969	19.135	19.056
4	14:42:32.176	**1:02.948**	+0.723	25.357	18.694	18.897
5	14:43:35.044	**1:02.868**	+0.643	25.326	18.744	18.798
6	14:44:37.395	**1:02.351**	+0.126	25.204	**18.270**	18.877
7	14:45:39.945	**1:02.550**	+0.325	25.273	18.402	18.875
8	14:46:42.170	**1:02.225**		25.217	18.283	**18.725**
9	14:47:44.720	**1:02.550**	+0.325	**25.163**	18.308	19.079
10	14:48:47.404	**1:02.684**	+0.459	25.509	18.340	18.835

(824) Bo De Geus

Lap	Time of Day	Lap Tm	Diff	S1 Tm	S2 Tm	S3 Tm
1	14:39:20.817	**1:06.365**	+3.681	27.555	19.664	19.146
2	14:40:24.154	**1:03.337**	+0.653	25.610	18.573	19.154
3	14:41:27.610	**1:03.456**	+0.772	25.878	18.535	19.043
4	14:42:30.451	**1:02.841**	+0.157	25.453	18.361	19.027
5	14:43:33.387	**1:02.936**	+0.252	25.486	18.462	18.988
6	14:44:36.277	**1:02.890**	+0.206	25.371	18.429	19.090
7	14:45:39.131	**1:02.854**	+0.170	25.433	18.424	18.997
8	14:46:41.815	**1:02.684**		25.400	**18.339**	18.945
9	14:47:44.633	**1:02.818**	+0.134	**25.362**	18.379	19.077
10	14:48:47.708	**1:03.075**	+0.391	25.788	18.416	**18.871**

(814) Maxim Defoort

Lap	Time of Day	Lap Tm	Diff	S1 Tm	S2 Tm	S3 Tm
1	14:39:19.465	**1:05.151**	+2.544	27.055	19.016	19.080
2	14:40:22.317	**1:02.852**	+0.245	25.375	18.559	18.918
3	14:41:24.966	**1:02.649**	+0.042	25.543	**18.285**	**18.821**
4	14:42:27.573	**1:02.607**		25.322	18.383	18.902
5	14:43:30.254	**1:02.681**	+0.074	**25.294**	18.398	18.989
6	14:44:33.128	**1:02.874**	+0.267	25.379	18.545	18.950
7	14:45:36.209	**1:03.081**	+0.474	25.458	18.560	19.063
8	14:46:39.012	**1:02.803**	+0.196	25.358	18.429	19.016
9	14:47:42.009	**1:02.997**	+0.390	25.429	18.583	18.985
10	14:48:45.004	**1:02.995**	+0.388	25.438	18.576	18.981

(807) Thiago Hoorelbeke

Lap	Time of Day	Lap Tm	Diff	S1 Tm	S2 Tm	S3 Tm
1	14:39:21.358	**1:06.919**	+4.569	27.475	19.937	19.507
2	14:40:24.919	**1:03.561**	+1.211	25.917	18.626	19.018
3	14:41:29.484	**1:04.565**	+2.215	26.589	18.918	19.058
4	14:42:32.526	**1:03.042**	+0.692	25.473	18.645	18.924
5	14:43:35.588	**1:03.062**	+0.712	25.445	18.703	18.914
6	14:44:38.345	**1:02.757**	+0.407	25.384	**18.424**	18.949
7	14:45:41.026	**1:02.681**	+0.331	25.259	18.437	18.985
8	14:46:43.920	**1:02.894**	+0.544	25.273	18.840	18.781
9	14:47:46.270	**1:02.350**		**25.109**	18.514	**18.727**
10	14:48:49.951	**1:03.681**	+1.331	25.828	18.952	18.901

GK4 Kart Series Round 7

Mini — **Genk 1,360 Km**

Heat 2 — **14.11.2026 14:35**

Race (8:00 and 2 Laps) started at 14:38:14

(847) Felix Bouwhuis

Lap	Time of Day	Lap Tm	Diff	S1 Tm	S2 Tm	S3 Tm
1	14:39:20.439	**1:06.203**	+3.393	27.385	19.584	19.234
2	14:40:24.198	**1:03.759**	+0.949	26.243	18.508	19.008
3	14:41:31.903	**1:07.705**	+4.895	25.970	22.365	19.370
4	14:42:35.454	**1:03.551**	+0.741	25.643	18.776	19.132
5	14:43:38.572	**1:03.118**	+0.308	25.471	18.550	19.097
6	14:44:41.561	**1:02.989**	+0.179	25.429	18.555	19.005
7	14:45:44.570	**1:03.009**	+0.199	25.353	18.624	19.032
8	14:46:47.380	**1:02.810**		25.319	**18.450**	19.041
9	14:47:50.400	**1:03.020**	+0.210	**25.268**	18.750	**19.002**
10	14:48:53.646	**1:03.246**	+0.436	25.413	18.613	19.220

(885) Matthias Cavulea

Lap	Time of Day	Lap Tm	Diff	S1 Tm	S2 Tm	S3 Tm
1	14:39:21.429	**1:06.877**	+4.338	27.178	20.067	19.632
2	14:40:24.796	**1:03.367**	+0.828	25.642	18.674	19.051
3	14:41:29.308	**1:04.512**	+1.973	25.460	20.022	19.030
4	14:42:32.431	**1:03.123**	+0.584	25.462	18.680	18.981
5	14:43:35.361	**1:02.930**	+0.391	**25.196**	18.857	18.877
6	14:44:38.107	**1:02.746**	+0.207	25.233	18.626	18.887
7	14:45:40.937	**1:02.830**	+0.291	25.326	18.455	19.049
8	14:46:43.476	**1:02.539**		25.219	**18.447**	**18.873**
9	14:47:46.149	**1:02.673**	+0.134	25.271	18.469	18.933
10	14:48:49.864	**1:03.715**	+1.176	25.796	18.942	18.977

(802) Julian Janssen

Lap	Time of Day	Lap Tm	Diff	S1 Tm	S2 Tm	S3 Tm
1	14:39:20.510	**1:05.909**	+3.246	27.404	19.388	19.117
2	14:40:24.330	**1:03.820**	+1.157	26.336	18.428	19.056
3	14:41:40.795	**1:16.465**	+13.802	25.847	30.980	19.638
4	14:42:44.025	**1:03.230**	+0.567	25.725	18.500	19.005
5	14:43:46.908	**1:02.883**	+0.220	25.508	**18.332**	19.043
6	14:44:49.652	**1:02.744**	+0.081	25.408	18.350	18.986
7	14:45:52.583	**1:02.931**	+0.268	**25.321**	18.593	19.017
8	14:46:55.246	**1:02.663**		25.347	18.395	**18.921**
9	14:47:58.008	**1:02.762**	+0.099	25.371	18.423	18.968
10	14:49:01.534	**1:03.526**	+0.863	25.466	19.037	19.023

(831) Daley Martens

Lap	Time of Day	Lap Tm	Diff	S1 Tm	S2 Tm	S3 Tm
1	14:39:21.571	**1:07.212**	+4.803	28.055	19.827	19.330
2	14:40:25.618	**1:04.047**	+1.638	26.291	18.666	19.090
3	14:41:30.635	**1:05.017**	+2.608	26.291	19.616	19.110
4	14:42:33.457	**1:02.822**	+0.413	25.399	18.513	18.910
5	14:43:36.251	**1:02.794**	+0.385	25.358	18.454	18.982
6	14:44:38.863	**1:02.612**	+0.203	25.269	18.421	18.922
7	14:45:41.272	**1:02.409**		25.228	**18.348**	18.833
8	14:46:43.730	**1:02.458**	+0.049	25.185	18.500	**18.773**
9	14:47:46.368	**1:02.638**	+0.229	**25.139**	18.572	18.927
10	14:49:03.186	**1:16.818**	+14.409	25.423	31.778	19.617

GK4 Kart Series Round 7

Lapchart

Mini

Genk 1,360 Km

Heat 2

14.11.2026 14:35

Race (8:00 and 2 Laps) started at 14:38:14

Competitors		Laps										
		0	1	2	3	4	5	6	7	8	9	10
Lukas Vanderheeren (805)	1	805	804	804	804	804	804	804	812	812	812	812
Milan De Ruit (804)	2	804	844	844	812	812	812	812	804	804	804	804
Tobi Ter Haar (844)	3	844	880	812	844	844	844	884	884	884	884	844
Maxime Smet (880)	4	880	812	880	880	880	884	844	844	844	844	805
Arthur Jassogne (884)	5	884	884	884	884	884	880	880	880	805	805	880
Martin Cecchin (812)	6	812	814	814	805	805	805	805	805	880	880	884
Felix Bouwhuis (847)	7	847	805	805	814	814	814	814	814	814	814	814
Kick Schrama (859)	8	859	859	859	859	859	859	859	859	859	859	859
Maxim Defoort (814)	9	814	847	824	824	824	824	824	824	824	824	821
Daley Martens (831)	10	831	802	847	821	821	821	821	821	821	821	824
Thiago Hoorelbeke (807)	11	807	824	802	885	885	885	885	885	885	885	885
Bo De Geus (824)	12	824	807	885	807	807	807	807	807	831	807	807
Matthias Cavulea (885)	13	885	885	807	831	831	831	831	831	807	831	847
Julian Janssen (802)	14	802	821	821	847	847	847	847	847	847	847	802
Kick Berkers (821)	15	821	831	831	802	802	802	802	802	802	802	831

GK4 Kart Series Round 7

Mini — **Genk 1,360 Km**

Final — **14.11.2026 16:45**

Race (9:00 and 2 Laps)

8	802		
7	831 (15)	885	
6	821 (13)	807	(14)
5	814 (11)	824	(12)
4	859 (9)	847	(10)
3	880 (7)	884	(8)
2	805 (5)	844	(6)
1	804 (3)	812	(4)
	(1)		(2)

POLE POSITION

Timekeeping G. Kristensen:

Clerk of the course J. Van Walsum:

Chief Scrutineer Fons van Dun:

Printed: 14.11.2026 15:13:30

posted at: h

GK4 Kart Series Round 7

Mini — **Genk 1,360 Km**

Final — **14.11.2026 16:45**

Race (9:00 and 2 Laps) started at 16:50:13

Pos	No.	Name	NAT	Chassis	Raceteam	Laps	Total Tm	Diff	Best Tm	Points	Penalty
1	804	Milan De Ruit	NLD		Koene Racing	11	11:27.944		1:01.751	80	
2	805	Lukas Vanderheeren	BEL		CRG Belgium	11	11:28.844	0.900	1:02.016	76	
3	812	Martin Cecchin	FRA		Eurokarting	11	11:30.549	2.605	1:01.995	73	3 sec
4	884	Arthur Jassogne	BEL		PJM	11	11:33.184	5.240	1:02.097	71	3 sec
5	880	Maxime Smet	BEL		Fusion Motorspor	11	11:35.808	7.864	1:02.642	70	
6	814	Maxim Defoort	BEL		CRG Belgium	11	11:36.215	8.271	1:02.654	69	
7	802	Julian Janssen	NLD		CRG Belgium	11	11:36.316	8.372	1:02.247	68	
8	821	Kick Berkers	NLD		DFK	11	11:37.227	9.283	1:02.425	67	
9	847	Felix Bouwhuis	NLD		Fusion Motorspor	11	11:38.795	10.851	1:02.847	66	
10	824	Bo De Geus	NLD		Energy Corse BN	11	11:43.907	15.963	1:03.011	65	3 sec
11	859	Kick Schrama	NLD		MKP	11	11:44.921	16.977	1:03.099	64	
12	885	Matthias Cavulea	DEU		CV Performance (	11	11:45.225	17.281	1:02.802	63	
13	831	Daley Martens	NLD		MKP	11	11:45.355	17.411	1:02.884	62	
14	807	Thiago Hoorelbeke	BEL		MCK Racing	11	11:48.108	20.164	1:03.021	61	3 sec
15	844	Tobi Ter Haar	NLD		Fusion Motorspor		22.886	11 Laps		60	

Announcements

These results are provisional until the conclusion of any judicial and technical matters!
#812 Time penalty 3 sec. / Corridor 2 wheels
#884 Time penalty 3 sec. / Corridor 2 wheels
#807,824 time penalty 3 sec. (front fairing)

Margin of Victory	⌀km/h	Best Lap Tm	km/h	Best Lap by
0.900	78,285	1:01.751	79,286	804 - Milan De Ruit

Official Timekeeping camp-company.de — **Orbits**

Timekeeping G. Kristensen:

Clerk of the course J. Van Walsum:

Chief Scrutineer Fons van Dun:

Printed: 14.11.2026 17:37:38

posted at: h

GK4 Kart Series Round 7

Mini

Final

Race (9:00 and 2 Laps) started at 16:50:13

Genk 1,360 Km

14.11.2026 16:45

(804) Milan De Ruit

Lap	Time of Day	Lap Tm	Diff	S1 Tm	S2 Tm	S3 Tm
1	16:51:19.320	**1:05.895**	+4.144	27.483	19.339	19.073
2	16:52:22.178	**1:02.858**	+1.107	25.477	18.512	18.869
3	16:53:24.528	**1:02.350**	+0.599	25.271	18.326	18.753
4	16:54:26.722	**1:02.194**	+0.443	25.181	18.326	18.687
5	16:55:28.729	**1:02.007**	+0.256	25.108	18.295	**18.604**
6	16:56:30.860	**1:02.131**	+0.380	25.181	18.292	18.658
7	16:57:32.638	**1:01.778**	+0.027	25.030	18.138	18.610
8	16:58:34.389	**1:01.751**		**24.980**	**18.122**	18.649
9	16:59:36.234	**1:01.845**	+0.094	25.001	18.179	18.665
10	17:00:39.144	**1:02.910**	+1.159	25.165	18.828	18.917
11	17:01:41.369	**1:02.225**	+0.474	25.181	18.302	18.742

(805) Lukas Vanderheeren

Lap	Time of Day	Lap Tm	Diff	S1 Tm	S2 Tm	S3 Tm
1	16:51:19.706	**1:06.198**	+4.182	27.662	19.369	19.167
2	16:52:22.553	**1:02.847**	+0.831	25.452	18.526	18.869
3	16:53:24.923	**1:02.370**	+0.354	25.168	18.413	18.789
4	16:54:27.197	**1:02.274**	+0.258	25.223	18.301	18.750
5	16:55:29.219	**1:02.022**	+0.006	**25.017**	18.280	**18.725**
6	16:56:31.432	**1:02.213**	+0.197	25.208	18.241	18.764
7	16:57:33.448	**1:02.016**		25.064	**18.203**	18.749
8	16:58:35.637	**1:02.189**	+0.173	25.125	18.313	18.751
9	16:59:37.784	**1:02.147**	+0.131	25.084	18.250	18.813
10	17:00:40.072	**1:02.288**	+0.272	25.174	18.322	18.792
11	17:01:42.269	**1:02.197**	+0.181	25.141	18.250	18.806

(812) Martin Cecchin

Lap	Time of Day	Lap Tm	Diff	S1 Tm	S2 Tm	S3 Tm
1	16:51:17.997	**1:04.550**	+2.555	26.946	18.617	18.987
2	16:52:20.902	**1:02.905**	+0.910	25.540	18.453	18.912
3	16:53:23.201	**1:02.299**	+0.304	25.245	18.264	18.790
4	16:54:25.544	**1:02.343**	+0.348	25.222	18.277	18.844
5	16:55:27.758	**1:02.214**	+0.219	25.235	18.236	18.743
6	16:56:29.900	**1:02.142**	+0.147	25.133	18.267	18.742
7	16:57:31.924	**1:02.024**	+0.029	25.156	**18.128**	**18.740**
8	16:58:34.008	**1:02.084**	+0.089	25.168	18.135	18.781
9	16:59:36.003	**1:01.995**		**25.015**	18.225	18.755
10	17:00:38.771	**1:02.768**	+0.773	25.331	18.642	18.795
11	17:01:40.974	**1:02.203**	+0.208	25.123	18.257	18.823

(884) Arthur Jassogne

Lap	Time of Day	Lap Tm	Diff	S1 Tm	S2 Tm	S3 Tm
1	16:51:19.771	**1:06.187**	+4.090	27.424	19.596	19.167
2	16:52:22.662	**1:02.891**	+0.794	25.509	18.544	18.838
3	16:53:25.185	**1:02.523**	+0.426	25.306	18.413	18.804
4	16:54:27.282	**1:02.097**		**25.100**	18.283	**18.714**
5	16:55:29.464	**1:02.182**	+0.085	25.139	18.289	18.754
6	16:56:31.686	**1:02.222**	+0.125	25.164	18.281	18.777
7	16:57:33.875	**1:02.189**	+0.092	25.136	18.280	18.773
8	16:58:36.233	**1:02.358**	+0.261	25.232	**18.209**	18.917
9	16:59:38.579	**1:02.346**	+0.249	25.136	18.306	18.904
10	17:00:40.984	**1:02.405**	+0.308	25.213	18.350	18.842
11	17:01:43.609	**1:02.625**	+0.528	25.271	18.413	18.941

(880) Maxime Smet

Lap	Time of Day	Lap Tm	Diff	S1 Tm	S2 Tm	S3 Tm
1	16:51:20.235	**1:06.637**	+3.995	27.758	19.620	19.259
2	16:52:23.725	**1:03.490**	+0.848	25.618	18.759	19.113
3	16:53:27.039	**1:03.314**	+0.672	25.591	18.679	19.044
4	16:54:29.899	**1:02.860**	+0.218	25.354	18.544	18.962
5	16:55:32.568	**1:02.669**	+0.027	25.379	18.399	**18.891**
6	16:56:35.449	**1:02.881**	+0.239	25.440	18.491	18.950
7	16:57:38.091	**1:02.642**		**25.274**	**18.375**	18.993
8	16:58:41.091	**1:03.000**	+0.358	25.444	18.590	18.966
9	16:59:43.870	**1:02.779**	+0.137	25.317	18.510	18.952
10	17:00:46.573	**1:02.703**	+0.061	25.314	18.425	18.964
11	17:01:49.233	**1:02.660**	+0.018	25.289	18.402	18.969

(814) Maxim Defoort

Lap	Time of Day	Lap Tm	Diff	S1 Tm	S2 Tm	S3 Tm
1	16:51:20.987	**1:07.224**	+4.570	27.829	19.641	19.754
2	16:52:24.267	**1:03.280**	+0.626	25.677	18.618	18.985
3	16:53:27.277	**1:03.010**	+0.356	25.544	18.572	18.894
4	16:54:30.179	**1:02.902**	+0.248	25.346	18.489	19.067
5	16:55:32.934	**1:02.755**	+0.101	25.300	18.544	18.911
6	16:56:35.593	**1:02.659**	+0.005	25.271	18.512	**18.876**
7	16:57:38.472	**1:02.879**	+0.225	25.269	18.628	18.982
8	16:58:41.319	**1:02.847**	+0.193	25.315	18.515	19.017
9	16:59:44.086	**1:02.767**	+0.113	25.262	18.466	19.039
10	17:00:46.740	**1:02.654**		**25.220**	**18.436**	18.998
11	17:01:49.640	**1:02.900**	+0.246	25.283	18.535	19.082

(802) Julian Janssen

Lap	Time of Day	Lap Tm	Diff	S1 Tm	S2 Tm	S3 Tm
1	16:51:22.275	**1:08.260**	+6.013	28.587	20.006	19.667
2	16:52:26.469	**1:04.194**	+1.947	26.019	18.947	19.228
3	16:53:30.243	**1:03.774**	+1.527	25.616	19.083	19.075
4	16:54:32.789	**1:02.546**	+0.299	25.208	18.327	19.011
5	16:55:35.333	**1:02.544**	+0.297	25.301	18.346	18.897
6	16:56:37.580	**1:02.247**		25.197	18.277	**18.773**
7	16:57:39.841	**1:02.261**	+0.014	**25.183**	18.288	18.790
8	16:58:42.481	**1:02.640**	+0.393	25.324	18.335	18.981
9	16:59:44.947	**1:02.466**	+0.219	25.242	18.281	18.943
10	17:00:47.301	**1:02.354**	+0.107	25.241	**18.237**	18.876
11	17:01:49.741	**1:02.440**	+0.193	25.186	18.270	18.984

(821) Kick Berkers

Lap	Time of Day	Lap Tm	Diff	S1 Tm	S2 Tm	S3 Tm
1	16:51:21.821	**1:07.971**	+5.546	28.345	19.317	20.309
2	16:52:25.784	**1:03.963**	+1.538	25.727	19.026	19.210
3	16:53:29.002	**1:03.218**	+0.793	25.568	18.555	19.095
4	16:54:32.013	**1:03.011**	+0.586	25.436	18.585	18.990
5	16:55:34.841	**1:02.828**	+0.403	25.374	18.495	18.959
6	16:56:37.411	**1:02.570**	+0.145	25.273	18.407	18.890
7	16:57:40.276	**1:02.865**	+0.440	25.444	18.556	18.865
8	16:58:42.820	**1:02.544**	+0.119	25.227	18.407	18.910
9	16:59:45.672	**1:02.852**	+0.427	25.229	18.478	19.145
10	17:00:48.227	**1:02.555**	+0.130	25.299	**18.298**	18.958
11	17:01:50.652	**1:02.425**		**25.218**	18.372	**18.835**

(847) Felix Bouwhuis

Lap	Time of Day	Lap Tm	Diff	S1 Tm	S2 Tm	S3 Tm
1	16:51:21.256	**1:07.581**	+4.734	27.789	19.898	19.894
2	16:52:24.761	**1:03.505**	+0.658	25.671	18.815	19.019
3	16:53:27.775	**1:03.014**	+0.167	25.450	18.557	19.007
4	16:54:30.863	**1:03.088**	+0.241	25.360	18.648	19.080
5	16:55:33.873	**1:03.010**	+0.163	25.396	18.643	18.971
6	16:56:36.720	**1:02.847**		25.334	18.498	19.015
7	16:57:39.722	**1:03.002**	+0.155	25.439	18.558	19.005
8	16:58:42.718	**1:02.996**	+0.149	25.630	18.448	**18.918**
9	16:59:45.739	**1:03.021**	+0.174	**25.250**	**18.443**	19.328
10	17:00:49.218	**1:03.479**	+0.632	25.825	18.593	19.061
11	17:01:52.220	**1:03.002**	+0.155	25.439	18.612	18.951

(824) Bo De Geus

Lap	Time of Day	Lap Tm	Diff	S1 Tm	S2 Tm	S3 Tm
1	16:51:21.906	**1:08.145**	+5.134	28.554	19.707	19.884
2	16:52:26.183	**1:04.277**	+1.266	25.961	18.949	19.367
3	16:53:29.619	**1:03.436**	+0.425	25.622	18.725	19.089
4	16:54:32.843	**1:03.224**	+0.213	25.517	18.527	19.180
5	16:55:35.902	**1:03.059**	+0.048	25.540	**18.466**	19.053
6	16:56:38.913	**1:03.011**		**25.404**	18.617	**18.990**
7	16:57:41.991	**1:03.078**	+0.067	25.513	18.503	19.062
8	16:58:45.044	**1:03.053**	+0.042	25.454	18.528	19.071
9	16:59:48.071	**1:03.027**	+0.016	25.522	18.487	19.018
10	17:00:51.198	**1:03.127**	+0.116	25.511	18.496	19.120
11	17:01:54.332	**1:03.134**	+0.123	25.560	18.496	19.078

(859) Kick Schrama

GK4 Kart Series Round 7

Mini — **Genk 1,360 Km**

Final — **14.11.2026 16:45**

Race (9:00 and 2 Laps) started at 16:50:13

Lap	Time of Day	Lap Tm	Diff	S1 Tm	S2 Tm	S3 Tm
1	16:51:21.659	**1:07.976**	+4.877	27.920	19.835	20.221
2	16:52:25.908	**1:04.249**	+1.150	25.833	19.220	19.196
3	16:53:30.312	**1:04.404**	+1.305	25.961	19.226	19.217
4	16:54:33.581	**1:03.269**	+0.170	25.546	**18.631**	19.092
5	16:55:36.694	**1:03.113**	+0.014	25.510	18.653	**18.950**
6	16:56:39.793	**1:03.099**		25.429	18.638	19.032
7	16:57:43.223	**1:03.430**	+0.331	25.444	18.648	19.338
8	16:58:46.650	**1:03.427**	+0.328	25.796	18.664	18.967
9	16:59:49.815	**1:03.165**	+0.066	**25.409**	18.673	19.083
10	17:00:53.628	**1:03.813**	+0.714	25.797	18.898	19.118
11	17:01:58.346	**1:04.718**	+1.619	26.369	18.945	19.404

(885) Matthias Cavulea

Lap	Time of Day	Lap Tm	Diff	S1 Tm	S2 Tm	S3 Tm
1	16:51:22.178	**1:08.183**	+5.381	28.556	19.861	19.766
2	16:52:26.715	**1:04.537**	+1.735	26.318	18.963	19.256
3	16:53:31.381	**1:04.666**	+1.864	25.757	19.136	19.773
4	16:54:35.619	**1:04.238**	+1.436	25.815	19.064	19.359
5	16:55:39.933	**1:04.314**	+1.512	25.956	19.033	19.325
6	16:56:43.688	**1:03.755**	+0.953	25.590	18.892	19.273
7	16:57:46.766	**1:03.078**	+0.276	25.409	18.551	19.118
8	16:58:49.568	**1:02.802**		**25.365**	18.557	18.880
9	16:59:52.558	**1:02.990**	+0.188	25.367	18.499	19.124
10	17:00:55.521	**1:02.963**	+0.161	25.473	18.619	**18.871**
11	17:01:58.650	**1:03.129**	+0.327	25.590	**18.467**	19.072

(831) Daley Martens

Lap	Time of Day	Lap Tm	Diff	S1 Tm	S2 Tm	S3 Tm
1	16:51:22.008	**1:08.077**	+5.193	28.450	19.437	20.190
2	16:52:26.283	**1:04.275**	+1.391	25.979	19.059	19.237
3	16:53:31.235	**1:04.952**	+2.068	25.714	19.498	19.740
4	16:54:35.694	**1:04.459**	+1.575	25.887	19.223	19.349
5	16:55:39.745	**1:04.051**	+1.167	26.071	18.762	19.218
6	16:56:43.308	**1:03.563**	+0.679	25.626	18.893	19.044
7	16:57:46.192	**1:02.884**		25.515	**18.418**	18.951
8	16:58:49.240	**1:03.048**	+0.164	25.522	18.580	18.946
9	16:59:52.363	**1:03.123**	+0.239	**25.491**	18.624	19.008
10	17:00:55.367	**1:03.004**	+0.120	25.563	18.504	18.937
11	17:01:58.780	**1:03.413**	+0.529	25.950	18.637	**18.826**

(807) Thiago Hoorelbeke

Lap	Time of Day	Lap Tm	Diff	S1 Tm	S2 Tm	S3 Tm
1	16:51:22.096	**1:08.218**	+5.197	28.765	19.609	19.844
2	16:52:26.416	**1:04.320**	+1.299	26.044	18.977	19.299
3	16:53:30.578	**1:04.162**	+1.141	25.841	19.233	19.088
4	16:54:33.754	**1:03.176**	+0.155	25.459	18.615	19.102
5	16:55:36.775	**1:03.021**		25.559	18.519	**18.943**
6	16:56:39.924	**1:03.149**	+0.128	25.487	18.592	19.070
7	16:57:43.147	**1:03.223**	+0.202	**25.385**	18.722	19.116
8	16:58:46.234	**1:03.087**	+0.066	25.454	**18.505**	19.128
9	16:59:49.610	**1:03.376**	+0.355	25.557	18.676	19.143
10	17:00:53.467	**1:03.857**	+0.836	25.986	18.787	19.084
11	17:01:58.533	**1:05.066**	+2.045	26.864	18.750	19.452

GK4 Kart Series Round 7

Lapchart

Mini

Genk 1,360 Km

Final

14.11.2026 16:45

Race (9:00 and 2 Laps) started at 16:50:13

Competitors		Laps											
		0	1	2	3	4	5	6	7	8	9	10	11
Milan De Ruit (804)	1	804	812	812	812	812	812	812	812	812	812	812	812
Martin Cecchin (812)	2	812	804	804	804	804	804	804	804	804	804	804	804
Lukas Vanderheeren (805)	3	805	805	805	805	805	805	805	805	805	805	805	805
Arthur Jassogne (884)	4	884	884	884	884	884	884	884	884	884	884	884	884
Maxime Smet (880)	5	880	880	880	880	880	880	880	880	880	880	880	880
Felix Bouwhuis (847)	6	847	814	814	814	814	814	814	814	814	814	814	814
Kick Schrama (859)	7	859	847	847	847	847	847	847	847	802	802	802	802
Bo De Geus (824)	8	824	859	821	821	821	821	821	802	847	821	821	821
Maxim Defoort (814)	9	814	821	859	824	802	802	802	821	821	847	847	847
Kick Berkers (821)	10	821	824	824	802	824	824	824	824	824	824	824	824
Thiago Hoorelbeke (807)	11	807	831	831	859	859	859	859	807	807	807	807	859
Daley Martens (831)	12	831	807	807	807	807	807	807	859	859	859	859	807
Matthias Cavulea (885)	13	885	885	802	831	885	831	831	831	831	831	831	885
Julian Janssen (802)	14	802	802	885	885	831	885	885	885	885	885	885	831
Tobi Ter Haar (844)	15	844											

GK4 Kart Series Round 7

Mini Rookie — **Genk 1,360 Km**

Warm up — **14.11.2026 09:10**

Practice (5:00 Time) started at 9:10:56

Pos	No.	Name	NAT	Raceteam	Laps	Best Tm	Diff	Gap	In Lap	km/h
1	**910**	Sven Borgesius	NLD	Sven Borgesius	**5**	**1:02.912**			5	77,823
2	**967**	Maxime Bal	BEL	CRG Belgium	**5**	**1:03.341**	**0.429**	0.429	3	77,296
3	**927**	Giovanni Agnusdei	NLD	Koene Racing	**5**	**1:03.850**	**0.938**	0.509	4	76,680
4	**924**	Arda Bilyanov	BGR	DFK	**4**	**1:04.123**	**1.211**	0.273	4	76,353
5	**923**	Victor Radu	NLD	UN1	**5**	**1:04.153**	**1.241**	0.030	5	76,318
6	**911**	Tiégo Oliveira Antunes Duarte	BEL	ACA Performance	**5**	**1:04.204**	**1.292**	0.051	5	76,257
7	**918**	Athur-Ray Steenbergen	NLD	Eurokarting	**5**	**1:04.279**	**1.367**	0.075	5	76,168
8	**908**	Jamal Smaili	NLD	Fusion	**5**	**1:04.403**	**1.491**	0.124	5	76,021
9	**948**	Gabriel Meunier	BEL	RSD	**5**	**1:04.405**	**1.493**	0.002	5	76,019
10	**906**	Thibo Van de Merlen	BEL	DFK	**5**	**1:04.417**	**1.505**	0.012	5	76,005
11	**955**	Max Pasternak	NLD	WJS Racing	**5**	**1:04.419**	**1.507**	0.002	5	76,002
12	**965**	Boaz van der Meulen	NLD	Privateer	**5**	**1:04.793**	**1.881**	0.374	5	75,564
13	**915**	Nelson Cecchin Gomis	FRA	Eurokarting	**5**	**1:04.932**	**2.020**	0.139	4	75,402
14	**937**	Alenzo Caufriez Ferrari	BEL	CG Motorsport	**5**	**1:05.033**	**2.121**	0.101	5	75,285
15	**930**	Ferre Lapere	BEL	CRG Belgium	**5**	**1:05.385**	**2.473**	0.352	5	74,880
16	**933**	Lyam Peckstadt	BEL	DFK	**4**	**1:05.613**	**2.701**	0.228	3	74,619
17	**954**	Julian Lauryssen	BEL	CS Competition	**5**	**1:05.675**	**2.763**	0.062	3	74,549
18	**935**	Mads van Aalst	NLD	DJK Racing	**5**	**1:06.167**	**3.255**	0.492	4	73,995
19	**905**	Gaspard Dedecker	BEL	CRG Belgium	**4**	**1:06.755**	**3.843**	0.588	4	73,343
20	**921**	Achille Quéval	FRA	Acequeenracing	**4**	**1:07.089**	**4.177**	0.334	4	72,978
21	**986**	Hayden Baillie	GBR	DPA Racing Team	**5**	**1:07.407**	**4.495**	0.318	3	72,633
22	**972**	Achille Dedecker	BEL	CRG Belgium	**4**	**1:08.128**	**5.216**	0.721	3	71,865
23	**904**	Levy Burton	BEL	Burton	**1**	**1:17.552**	**14.640**	9.424	1	63,132

GK4 Kart Series Round 7

Mini Rookie

Warm up

Practice (5:00 Time) started at 9:10:56

Genk 1,360 Km

14.11.2026 09:10

(910) Sven Borgesius

Lap	Time of Day	Lap Tm	Diff	S1 Tm	S2 Tm	S3 Tm
1	9:12:21.322	**1:09.491**	+6.579	29.358	20.201	19.932
2	9:13:25.770	**1:04.448**	+1.536	26.405	18.804	19.239
3	9:14:29.209	**1:03.439**	+0.527	25.568	18.555	19.316
4	9:15:32.178	**1:02.969**	+0.057	25.458	18.569	**18.942**
5	9:16:35.090	**1:02.912**		**25.388**	**18.489**	19.035

(967) Maxime Bal

Lap	Time of Day	Lap Tm	Diff	S1 Tm	S2 Tm	S3 Tm
1	9:12:21.228	**1:10.692**	+7.351	30.260	20.374	20.058
2	9:13:26.455	**1:05.227**	+1.886	26.814	18.908	19.505
3	9:14:29.796	**1:03.341**		**25.519**	**18.539**	19.283
4	9:15:33.275	**1:03.479**	+0.138	25.650	18.635	**19.194**
5	9:16:37.100	**1:03.825**	+0.484	25.991	18.591	19.243

(927) Giovanni Agnusdei

Lap	Time of Day	Lap Tm	Diff	S1 Tm	S2 Tm	S3 Tm
1	9:12:19.807	**1:09.286**	+5.436	29.264	20.042	19.980
2	9:13:24.920	**1:05.113**	+1.263	26.404	19.218	19.491
3	9:14:29.165	**1:04.245**	+0.395	25.954	**18.866**	19.425
4	9:15:33.015	**1:03.850**		**25.825**	18.868	**19.157**
5	9:16:37.409	**1:04.394**	+0.544	26.331	18.881	19.182

(924) Arda Bilyanov

Lap	Time of Day	Lap Tm	Diff	S1 Tm	S2 Tm	S3 Tm
1	9:12:47.296	**1:08.320**	+4.197	28.490	19.849	19.981
2	9:13:52.336	**1:05.040**	+0.917	26.355	19.164	19.521
3	9:14:56.948	**1:04.612**	+0.489	26.331	18.873	**19.408**
4	9:16:01.071	**1:04.123**		**25.633**	**18.800**	19.690

(923) Victor Radu

Lap	Time of Day	Lap Tm	Diff	S1 Tm	S2 Tm	S3 Tm
1	9:12:32.478	**1:13.214**	+9.061	30.901	21.182	21.131
2	9:13:39.390	**1:06.912**	+2.759	27.257	19.909	19.746
3	9:14:44.400	**1:05.010**	+0.857	26.467	19.043	19.500
4	9:15:48.766	**1:04.366**	+0.213	25.951	19.024	19.391
5	9:16:52.919	**1:04.153**		**25.878**	**19.002**	**19.273**

(911) Tiégo Oliveira Antunes Duarte

Lap	Time of Day	Lap Tm	Diff	S1 Tm	S2 Tm	S3 Tm
1	9:12:30.629	**1:14.722**	+10.518	32.186	21.484	21.052
2	9:13:37.299	**1:06.670**	+2.466	27.267	19.641	19.762
3	9:14:42.538	**1:05.239**	+1.035	26.498	19.191	19.550
4	9:15:46.915	**1:04.377**	+0.173	25.927	**19.026**	19.424
5	9:16:51.119	**1:04.204**		**25.763**	19.085	**19.356**

(918) Athur-Ray Steenbergen

Lap	Time of Day	Lap Tm	Diff	S1 Tm	S2 Tm	S3 Tm
1	9:12:23.460	**1:11.845**	+7.566	30.478	20.794	20.573
2	9:13:30.749	**1:07.289**	+3.010	27.438	20.025	19.826
3	9:14:35.807	**1:05.058**	+0.779	26.357	19.188	19.513
4	9:15:40.358	**1:04.551**	+0.272	26.112	19.082	19.357
5	9:16:44.637	**1:04.279**		**26.002**	**18.936**	**19.341**

(908) Jamal Smaili

Lap	Time of Day	Lap Tm	Diff	S1 Tm	S2 Tm	S3 Tm
1	9:12:38.007	**1:13.507**	+9.104	32.269	20.479	20.759
2	9:13:44.374	**1:06.367**	+1.964	26.873	19.557	19.937
3	9:14:49.939	**1:05.565**	+1.162	26.474	19.193	19.898
4	9:15:54.802	**1:04.863**	+0.460	26.064	18.968	19.831
5	9:16:59.205	**1:04.403**		**25.952**	**18.911**	**19.540**

(948) Gabriel Meunier

Lap	Time of Day	Lap Tm	Diff	S1 Tm	S2 Tm	S3 Tm
1	9:12:27.928	**1:12.834**	+8.429	31.232	21.153	20.449
2	9:13:34.442	**1:06.514**	+2.109	26.947	19.706	19.861
3	9:14:40.304	**1:05.862**	+1.457	26.752	19.481	19.629
4	9:15:46.117	**1:05.813**	+1.408	26.361	19.427	20.025
5	9:16:50.522	**1:04.405**		**26.111**	**19.001**	**19.293**

(906) Thibo Van de Merlen

Lap	Time of Day	Lap Tm	Diff	S1 Tm	S2 Tm	S3 Tm
1	9:12:23.528	**1:12.134**	+7.717	30.846	20.756	20.532
2	9:13:30.053	**1:06.525**	+2.108	27.163	19.488	19.874
3	9:14:35.176	**1:05.123**	+0.706	26.437	19.092	19.594
4	9:15:39.745	**1:04.569**	+0.152	26.128	18.962	19.479
5	9:16:44.162	**1:04.417**		**26.067**	**18.935**	**19.415**

(955) Max Pasternak

Lap	Time of Day	Lap Tm	Diff	S1 Tm	S2 Tm	S3 Tm
1	9:12:28.971	**1:12.750**	+8.331	31.086	20.961	20.703
2	9:13:35.624	**1:06.653**	+2.234	27.136	19.582	19.935
3	9:14:40.898	**1:05.274**	+0.855	26.501	19.202	19.571
4	9:15:45.875	**1:04.977**	+0.558	26.139	19.167	19.671
5	9:16:50.294	**1:04.419**		**26.010**	**19.039**	**19.370**

(965) Boaz van der Meulen

Lap	Time of Day	Lap Tm	Diff	S1 Tm	S2 Tm	S3 Tm
1	9:12:35.771	**1:13.703**	+8.910	31.106	21.373	21.224
2	9:13:42.908	**1:07.137**	+2.344	27.357	19.779	20.001
3	9:14:48.697	**1:05.789**	+0.996	26.717	19.466	**19.606**
4	9:15:54.195	**1:05.498**	+0.705	26.707	19.102	19.689
5	9:16:58.988	**1:04.793**		**26.091**	**19.075**	19.627

(915) Nelson Cecchin Gomis

Lap	Time of Day	Lap Tm	Diff	S1 Tm	S2 Tm	S3 Tm
1	9:12:29.214	**1:11.871**	+6.939	30.420	20.828	20.623
2	9:13:35.870	**1:06.656**	+1.724	27.100	19.613	19.943
3	9:14:41.415	**1:05.545**	+0.613	26.570	19.249	19.726
4	9:15:46.347	**1:04.932**		**26.100**	**19.171**	19.661
5	9:16:51.758	**1:05.411**	+0.479	26.221	19.590	**19.600**

(937) Alenzo Caufriez Ferrari

Lap	Time of Day	Lap Tm	Diff	S1 Tm	S2 Tm	S3 Tm
1	9:12:32.958	**1:15.694**	+10.661	32.065	21.728	21.901
2	9:13:41.285	**1:08.327**	+3.294	27.842	19.992	20.493
3	9:14:48.623	**1:07.338**	+2.305	27.184	20.018	20.136
4	9:15:54.876	**1:06.253**	+1.220	26.948	19.311	19.994
5	9:16:59.909	**1:05.033**		**26.259**	**19.203**	**19.571**

(930) Ferre Lapere

Lap	Time of Day	Lap Tm	Diff	S1 Tm	S2 Tm	S3 Tm
1	9:12:32.716	**1:15.819**	+10.434	32.150	21.870	21.799
2	9:13:41.130	**1:08.414**	+3.029	27.778	20.267	20.369
3	9:14:47.292	**1:06.162**	+0.777	26.821	19.508	19.833
4	9:15:53.220	**1:05.928**	+0.543	26.697	19.408	19.823
5	9:16:58.605	**1:05.385**		**26.588**	**19.149**	**19.648**

(933) Lyam Peckstadt

Lap	Time of Day	Lap Tm	Diff	S1 Tm	S2 Tm	S3 Tm
1	9:12:40.667	**1:14.848**	+9.235	32.589	20.819	21.440
2	9:13:47.218	**1:06.551**	+0.938	27.142	19.529	19.880
3	9:14:52.831	**1:05.613**		26.829	**19.153**	**19.631**
4	9:15:58.853	**1:06.022**	+0.409	**26.170**	19.465	20.387

(954) Julian Lauryssen

Lap	Time of Day	Lap Tm	Diff	S1 Tm	S2 Tm	S3 Tm
1	9:12:35.739	**1:15.197**	+9.522	31.850	22.030	21.317
2	9:13:44.816	**1:09.077**	+3.402	28.056	20.785	20.236
3	9:14:50.491	**1:05.675**		**26.535**	19.615	**19.525**
4	9:15:56.524	**1:06.033**	+0.358	27.183	**19.279**	19.571
5	9:17:02.216	**1:05.692**	+0.017	26.797	19.290	19.605

(935) Mads van Aalst

Lap	Time of Day	Lap Tm	Diff	S1 Tm	S2 Tm	S3 Tm
1	9:12:36.463	**1:13.120**	+6.953	31.295	20.963	20.862
2	9:13:44.161	**1:07.698**	+1.531	27.799	19.822	20.077
3	9:14:50.445	**1:06.284**	+0.117	26.988	19.416	**19.880**
4	9:15:56.612	**1:06.167**		**26.758**	**19.179**	20.230
5	9:17:04.680	**1:08.068**	+1.901	27.460	20.488	20.120

(905) Gaspard Dedecker

Lap	Time of Day	Lap Tm	Diff	S1 Tm	S2 Tm	S3 Tm
1	9:12:36.519	**1:17.208**	+10.453	32.889	22.153	22.166
2	9:13:46.622	**1:10.103**	+3.348	28.568	20.690	20.845
3	9:14:54.677	**1:08.055**	+1.300	27.697	20.131	**20.227**
4	9:16:01.432	**1:06.755**		**26.789**	**19.682**	20.284

(921) Achille Quéval

GK4 Kart Series Round 7

Mini Rookie — Genk 1,360 Km

Warm up — 14.11.2026 09:10

Practice (5:00 Time) started at 9:10:56

Lap	Time of Day	Lap Tm	Diff	S1 Tm	S2 Tm	S3 Tm
1	9:12:42.430	**1:15.028**	+7.939	32.255	21.596	21.177
2	9:13:51.527	**1:09.097**	+2.008	27.869	20.377	20.851
3	9:14:58.988	**1:07.461**	+0.372	27.337	19.854	**20.270**
4	9:16:06.077	**1:07.089**		**27.202**	**19.604**	20.283

(986) Hayden Baillie

Lap	Time of Day	Lap Tm	Diff	S1 Tm	S2 Tm	S3 Tm
1	9:12:32.403	**1:16.283**	+8.876	32.646	21.854	21.783
2	9:13:41.025	**1:08.622**	+1.215	27.817	20.343	20.462
3	9:14:48.432	**1:07.407**		**27.365**	**19.845**	**20.197**
4	9:15:56.350	**1:07.918**	+0.511	27.711	19.887	20.320
5	9:17:04.808	**1:08.458**	+1.051	27.656	20.310	20.492

(972) Achille Dedecker

Lap	Time of Day	Lap Tm	Diff	S1 Tm	S2 Tm	S3 Tm
1	9:12:33.282	**1:15.071**	+6.943	31.541	21.422	22.108
2	9:13:42.064	**1:08.782**	+0.654	27.727	20.118	20.937
3	9:14:50.192	**1:08.128**		**27.621**	**20.001**	**20.506**
4	9:15:59.028	**1:08.836**	+0.708	27.944	20.183	20.709

(904) Levy Burton

Lap	Time of Day	Lap Tm	Diff	S1 Tm	S2 Tm	S3 Tm
1	9:12:42.063	**1:17.552**		**33.525**	**20.950**	**23.077**

GK4 Kart Series Round 7

Mini Rookie — **Genk 1,360 Km**

Qualifying — **14.11.2026 10:15**

Qualifying (8:00 Time) started at 10:15:01

Pos	No.	Name	NAT	Raceteam	Laps	Best Tm	Diff	Gap	In Lap	km/h
1	**923**	Victor Radu	NLD	UN1	**8**	**1:01.783**			5	79,245
2	**927**	Giovanni Agnusdei	NLD	Koene Racing	**8**	**1:01.953**	**0.170**	0.170	8	79,028
3	**935**	Mads van Aalst	NLD	DJK Racing	**8**	**1:01.956**	**0.173**	0.003	6	79,024
4	**955**	Max Pasternak	NLD	WJS Racing	**8**	**1:02.136**	**0.353**	0.180	6	78,795
5	**910**	Sven Borgesius	NLD	Sven Borgesius	**7**	**1:02.149**	**0.366**	0.013	7	78,778
6	**906**	Thibo Van de Merlen	BEL	DFK	**8**	**1:02.218**	**0.435**	0.069	5	78,691
7	**924**	Arda Bilyanov	BGR	DFK	**7**	**1:02.382**	**0.599**	0.164	6	78,484
8	**948**	Gabriel Meunier	BEL	RSD	**7**	**1:02.413**	**0.630**	0.031	7	78,445
9	**933**	Lyam Peckstadt	BEL	DFK	**8**	**1:02.503**	**0.720**	0.090	8	78,332
10	**911**	Tiégo Oliveira Antunes Duarte	BEL	ACA Performance	**8**	**1:02.738**	**0.955**	0.235	7	78,039
11	**918**	Athur-Ray Steenbergen	NLD	Eurokarting	**8**	**1:02.778**	**0.995**	0.040	6	77,989
12	**908**	Jamal Smaili	NLD	Fusion	**7**	**1:03.007**	**1.224**	0.229	7	77,706
13	**915**	Nelson Cecchin Gomis	FRA	Eurokarting	**8**	**1:03.025**	**1.242**	0.018	7	77,683
14	**965**	Boaz van der Meulen	NLD	Privateer	**8**	**1:03.160**	**1.377**	0.135	8	77,517
15	**954**	Julian Lauryssen	BEL	CS Competition	**7**	**1:03.252**	**1.469**	0.092	7	77,405
16	**904**	Levy Burton	BEL	Burton	**7**	**1:03.254**	**1.471**	0.002	6	77,402
17	**967**	Maxime Bal	BEL	CRG Belgium	**7**	**1:03.334**	**1.551**	0.080	7	77,304
18	**937**	Alenzo Caufriez Ferrari	BEL	CG Motorsport	**8**	**1:03.638**	**1.855**	0.304	7	76,935
19	**921**	Achille Quéval	FRA	Acequeenracing	**8**	**1:03.695**	**1.912**	0.057	8	76,866
20	**905**	Gaspard Dedecker	BEL	CRG Belgium	**7**	**1:05.037**	**3.254**	1.342	7	75,280
21	**930**	Ferre Lapere	BEL	CRG Belgium	**2**	**1:05.255**	**3.472**	0.218	2	75,029
22	**972**	Achille Dedecker	BEL	CRG Belgium	**7**	**1:05.469**	**3.686**	0.214	5	74,783
23	**986**	Hayden Baillie	GBR	DPA Racing Team					0	-

Announcements

These results are provisional until the conclusion of any judicial and technical matters!

GK4 Kart Series Round 7

Mini Rookie

Qualifying

Qualifying (8:00 Time) started at 10:15:01

Genk 1,360 Km

14.11.2026 10:15

(923) Victor Radu

Lap	Time of Day	Lap Tm	Diff	S1 Tm	S2 Tm	S3 Tm
1	10:16:22.507	**1:09.856**	+8.073	30.389	20.084	19.383
2	10:17:27.349	**1:04.842**	+3.059	25.908	19.542	19.392
3	10:18:30.029	**1:02.680**	+0.897	25.484	18.445	18.751
4	10:19:32.318	**1:02.289**	+0.506	25.075	18.485	18.729
5	10:20:34.101	**1:01.783**		**24.918**	18.200	**18.665**
6	10:21:36.040	**1:01.939**	+0.156	24.999	**18.168**	18.772
7	10:22:38.448	**1:02.408**	+0.625	25.176	18.294	18.938
8	10:23:41.229	**1:02.781**	+0.998	25.380	18.682	18.719

(927) Giovanni Agnusdei

Lap	Time of Day	Lap Tm	Diff	S1 Tm	S2 Tm	S3 Tm
1	10:16:24.873	**1:10.681**	+8.728	31.265	19.820	19.596
2	10:17:29.024	**1:04.151**	+2.198	26.126	18.935	19.090
3	10:18:33.164	**1:04.140**	+2.187	25.345	19.707	19.088
4	10:19:35.634	**1:02.470**	+0.517	25.271	18.350	18.849
5	10:20:37.865	**1:02.231**	+0.278	25.079	18.407	**18.745**
6	10:21:39.983	**1:02.118**	+0.165	25.079	18.239	18.800
7	10:22:42.069	**1:02.086**	+0.133	25.056	18.175	18.855
8	10:23:44.022	**1:01.953**		**24.965**	**18.139**	18.849

(935) Mads van Aalst

Lap	Time of Day	Lap Tm	Diff	S1 Tm	S2 Tm	S3 Tm
1	10:16:21.258	**1:09.722**	+7.766	30.313	19.888	19.521
2	10:17:25.562	**1:04.304**	+2.348	26.062	19.127	19.115
3	10:18:29.111	**1:03.549**	+1.593	25.529	19.078	18.942
4	10:19:31.482	**1:02.371**	+0.415	25.408	18.246	18.717
5	10:20:33.609	**1:02.127**	+0.171	25.223	18.341	**18.563**
6	10:21:35.565	**1:01.956**		**25.023**	**18.163**	18.770
7	10:22:38.373	**1:02.808**	+0.852	25.373	18.235	19.200
8	10:23:40.950	**1:02.577**	+0.621	25.308	18.373	18.896

(955) Max Pasternak

Lap	Time of Day	Lap Tm	Diff	S1 Tm	S2 Tm	S3 Tm
1	10:16:21.713	**1:10.154**	+8.018	30.508	20.067	19.579
2	10:17:25.941	**1:04.228**	+2.092	26.214	18.969	19.045
3	10:18:28.905	**1:02.964**	+0.828	25.289	18.695	18.980
4	10:19:31.359	**1:02.454**	+0.318	25.278	18.287	18.889
5	10:20:33.565	**1:02.206**	+0.070	**25.064**	18.290	18.852
6	10:21:35.701	**1:02.136**		25.250	**18.158**	**18.728**
7	10:22:38.591	**1:02.890**	+0.754	25.134	18.230	19.526
8	10:23:41.017	**1:02.426**	+0.290	25.238	18.460	18.728

(910) Sven Borgesius

Lap	Time of Day	Lap Tm	Diff	S1 Tm	S2 Tm	S3 Tm
1	10:17:11.684	**1:15.511**	+13.362	34.768	20.818	19.925
2	10:18:15.694	**1:04.010**	+1.861	26.241	18.748	19.021
3	10:19:18.693	**1:02.999**	+0.850	25.477	18.581	18.941
4	10:20:21.370	**1:02.677**	+0.528	25.334	18.592	**18.751**
5	10:21:23.633	**1:02.263**	+0.114	**25.069**	18.423	18.771
6	10:22:25.945	**1:02.312**	+0.163	25.081	18.304	18.927
7	10:23:28.094	**1:02.149**		25.110	**18.286**	18.753

(906) Thibo Van de Merlen

Lap	Time of Day	Lap Tm	Diff	S1 Tm	S2 Tm	S3 Tm
1	10:16:22.003	**1:10.629**	+8.411	31.292	19.699	19.638
2	10:17:27.029	**1:05.026**	+2.808	26.016	19.230	19.780
3	10:18:30.514	**1:03.485**	+1.267	25.944	18.558	18.983
4	10:19:33.297	**1:02.783**	+0.565	25.298	18.510	18.975
5	10:20:35.515	**1:02.218**		25.222	18.222	**18.774**
6	10:21:38.110	**1:02.595**	+0.377	25.265	18.540	18.790
7	10:22:40.406	**1:02.296**	+0.078	**25.208**	**18.202**	18.886
8	10:23:42.966	**1:02.560**	+0.342	25.246	18.300	19.014

(924) Arda Bilyanov

Lap	Time of Day	Lap Tm	Diff	S1 Tm	S2 Tm	S3 Tm
1	10:16:52.734	**1:13.728**	+11.346	32.132	20.999	20.597
2	10:17:58.358	**1:05.624**	+3.242	27.151	19.086	19.387
3	10:19:01.561	**1:03.203**	+0.821	25.599	18.487	19.117
4	10:20:04.548	**1:02.987**	+0.605	25.578	18.399	19.010
5	10:21:07.147	**1:02.599**	+0.217	**25.169**	18.342	19.088
6	10:22:09.529	**1:02.382**		25.234	**18.281**	**18.867**
7	10:23:11.947	**1:02.418**	+0.036	25.227	18.317	18.874

(948) Gabriel Meunier

Lap	Time of Day	Lap Tm	Diff	S1 Tm	S2 Tm	S3 Tm
1	10:16:53.383	**1:13.367**	+10.954	32.945	20.411	20.011
2	10:17:58.829	**1:05.446**	+3.033	27.066	19.142	19.238
3	10:19:02.133	**1:03.304**	+0.891	25.705	18.659	18.940
4	10:20:04.960	**1:02.827**	+0.414	25.544	18.366	18.917
5	10:21:07.395	**1:02.435**	+0.022	25.378	**18.202**	18.855
6	10:22:10.082	**1:02.687**	+0.274	25.550	18.327	18.810
7	10:23:12.495	**1:02.413**		**25.248**	18.378	**18.787**

(933) Lyam Peckstadt

Lap	Time of Day	Lap Tm	Diff	S1 Tm	S2 Tm	S3 Tm
1	10:16:24.199	**1:11.839**	+9.336	31.763	20.318	19.758
2	10:17:29.238	**1:05.039**	+2.536	26.423	19.451	19.165
3	10:18:34.223	**1:04.985**	+2.482	25.542	20.248	19.195
4	10:19:37.105	**1:02.882**	+0.379	25.415	18.547	18.920
5	10:20:39.992	**1:02.887**	+0.384	25.441	18.510	18.936
6	10:21:42.685	**1:02.693**	+0.190	25.286	18.520	18.887
7	10:22:45.382	**1:02.697**	+0.194	**25.235**	18.422	19.040
8	10:23:47.885	**1:02.503**		25.274	**18.390**	**18.839**

(911) Tiégo Oliveira Antunes Duarte

Lap	Time of Day	Lap Tm	Diff	S1 Tm	S2 Tm	S3 Tm
1	10:16:31.678	**1:11.740**	+9.002	31.902	19.949	19.889
2	10:17:36.302	**1:04.624**	+1.886	26.365	18.977	19.282
3	10:18:40.520	**1:04.218**	+1.480	25.653	19.182	19.383
4	10:19:43.948	**1:03.428**	+0.690	25.837	18.477	19.114
5	10:20:46.962	**1:03.014**	+0.276	25.606	18.439	18.969
6	10:21:50.229	**1:03.267**	+0.529	25.576	18.462	19.229
7	10:22:52.967	**1:02.738**		**25.364**	18.342	19.032
8	10:23:55.863	**1:02.896**	+0.158	25.589	**18.339**	**18.968**

(918) Athur-Ray Steenbergen

Lap	Time of Day	Lap Tm	Diff	S1 Tm	S2 Tm	S3 Tm
1	10:16:21.422	**1:10.693**	+7.915	30.382	20.196	20.115
2	10:17:27.760	**1:06.338**	+3.560	26.298	20.340	19.700
3	10:18:32.180	**1:04.420**	+1.642	25.908	19.362	19.150
4	10:19:35.538	**1:03.358**	+0.580	25.653	18.632	19.073
5	10:20:38.564	**1:03.026**	+0.248	25.492	18.596	18.938
6	10:21:41.342	**1:02.778**		25.425	18.431	**18.922**
7	10:22:44.125	**1:02.783**	+0.005	25.419	**18.420**	18.944
8	10:23:47.051	**1:02.926**	+0.148	**25.370**	18.551	19.005

(908) Jamal Smaili

Lap	Time of Day	Lap Tm	Diff	S1 Tm	S2 Tm	S3 Tm
1	10:16:39.164	**1:14.966**	+11.959	33.614	21.248	20.104
2	10:17:44.502	**1:05.338**	+2.331	26.489	19.250	19.599
3	10:18:48.633	**1:04.131**	+1.124	25.823	18.913	19.395
4	10:19:52.357	**1:03.724**	+0.717	25.747	18.673	19.304
5	10:20:55.553	**1:03.196**	+0.189	25.563	**18.467**	19.166
6	10:21:58.834	**1:03.281**	+0.274	25.528	18.556	19.197
7	10:23:01.841	**1:03.007**		**25.468**	18.514	**19.025**

(915) Nelson Cecchin Gomis

Lap	Time of Day	Lap Tm	Diff	S1 Tm	S2 Tm	S3 Tm
1	10:16:34.030	**1:15.893**	+12.868	34.582	21.003	20.308
2	10:17:39.258	**1:05.228**	+2.203	26.467	19.329	19.432
3	10:18:43.588	**1:04.330**	+1.305	26.265	18.934	19.131
4	10:19:47.110	**1:03.522**	+0.497	25.507	19.008	**19.007**
5	10:20:50.636	**1:03.526**	+0.501	25.503	18.682	19.341
6	10:21:53.772	**1:03.136**	+0.111	25.423	**18.501**	19.212
7	10:22:56.797	**1:03.025**		**25.365**	18.574	19.086
8	10:24:00.035	**1:03.238**	+0.213	25.458	18.561	19.219

(965) Boaz van der Meulen

Lap	Time of Day	Lap Tm	Diff	S1 Tm	S2 Tm	S3 Tm
1	10:16:29.203	**1:13.665**	+10.505	32.532	20.890	20.243
2	10:17:35.208	**1:06.005**	+2.845	26.850	19.500	19.655
3	10:18:40.526	**1:05.318**	+2.158	26.426	19.399	19.493
4	10:19:44.603	**1:04.077**	+0.917	26.186	18.740	19.151

GK4 Kart Series Round 7

Mini Rookie

Genk 1,360 Km

Qualifying

14.11.2026 10:15

Qualifying (8:00 Time) started at 10:15:01

(954) Julian Lauryssen

Lap	Time of Day	Lap Tm	Diff	S1 Tm	S2 Tm	S3 Tm
5	10:20:48.073	**1:03.470**	+0.310	25.699	18.578	19.193
6	10:21:51.737	**1:03.664**	+0.504	25.824	**18.550**	19.290
7	10:22:54.946	**1:03.209**	+0.049	25.371	18.696	**19.142**
8	10:23:58.106	**1:03.160**		**25.265**	18.663	19.232
1	10:16:54.178	**1:37.417**	+34.165	56.499	20.817	20.101
2	10:17:59.669	**1:05.491**	+2.239	26.552	19.500	19.439
3	10:19:03.900	**1:04.231**	+0.979	26.005	18.947	19.279
4	10:20:07.645	**1:03.745**	+0.493	25.644	18.922	19.179
5	10:21:11.133	**1:03.488**	+0.236	25.707	18.640	**19.141**
6	10:22:14.643	**1:03.510**	+0.258	25.613	18.682	19.215
7	10:23:17.895	**1:03.252**		**25.469**	**18.597**	19.186

(904) Levy Burton

Lap	Time of Day	Lap Tm	Diff	S1 Tm	S2 Tm	S3 Tm
1	10:17:27.465	**1:12.065**	+8.811	31.212	20.438	20.415
2	10:18:37.975	**1:10.510**	+7.256	26.230	24.269	20.011
3	10:19:42.096	**1:04.121**	+0.867	26.305	18.674	19.142
4	10:20:46.438	**1:04.342**	+1.088	26.427	18.688	19.227
5	10:21:50.518	**1:04.080**	+0.826	25.899	**18.369**	19.812
6	10:22:53.772	**1:03.254**		**25.708**	18.407	**19.139**
7	10:23:57.409	**1:03.637**	+0.383	25.807	18.493	19.337

(967) Maxime Bal

Lap	Time of Day	Lap Tm	Diff	S1 Tm	S2 Tm	S3 Tm
1	10:17:06.681	**1:10.857**	+7.523	30.404	20.567	19.886
2	10:18:11.194	**1:04.513**	+1.179	26.438	18.734	19.341
3	10:19:14.942	**1:03.748**	+0.414	25.846	18.647	19.255
4	10:20:18.994	**1:04.052**	+0.718	26.013	18.816	**19.223**
5	10:21:22.621	**1:03.627**	+0.293	25.728	18.617	19.282
6	10:22:26.306	**1:03.685**	+0.351	25.688	18.604	19.393
7	10:23:29.640	**1:03.334**		**25.663**	**18.413**	19.258

(937) Alenzo Caufriez Ferrari

Lap	Time of Day	Lap Tm	Diff	S1 Tm	S2 Tm	S3 Tm
1	10:16:30.458	**1:15.910**	+12.272	33.466	21.620	20.824
2	10:17:37.824	**1:07.366**	+3.728	27.854	19.684	19.828
3	10:18:42.550	**1:04.726**	+1.088	26.253	19.084	19.389
4	10:19:46.373	**1:03.823**	+0.185	25.873	18.744	19.206
5	10:20:51.215	**1:04.842**	+1.204	26.042	18.725	20.075
6	10:21:55.161	**1:03.946**	+0.308	25.894	18.853	**19.199**
7	10:22:58.799	**1:03.638**		**25.740**	**18.636**	19.262
8	10:24:02.673	**1:03.874**	+0.236	25.901	18.724	19.249

(921) Achille Quéval

Lap	Time of Day	Lap Tm	Diff	S1 Tm	S2 Tm	S3 Tm
1	10:16:33.029	**1:14.627**	+10.932	32.677	21.121	20.829
2	10:17:38.298	**1:05.269**	+1.574	26.559	19.251	19.459
3	10:18:42.754	**1:04.456**	+0.761	26.291	18.970	19.195
4	10:19:46.661	**1:03.907**	+0.212	26.033	**18.572**	19.302
5	10:20:51.144	**1:04.483**	+0.788	26.018	18.969	19.496
6	10:21:55.077	**1:03.933**	+0.238	**25.834**	18.744	19.355
7	10:22:59.073	**1:03.996**	+0.301	25.959	18.779	19.258
8	10:24:02.768	**1:03.695**		25.931	18.602	**19.162**

(905) Gaspard Dedecker

Lap	Time of Day	Lap Tm	Diff	S1 Tm	S2 Tm	S3 Tm
1	10:16:41.631	**1:20.158**	+15.121	35.638	23.086	21.434
2	10:17:49.762	**1:08.131**	+3.094	28.255	19.822	20.054
3	10:18:56.439	**1:06.677**	+1.640	27.128	19.684	19.865
4	10:20:02.056	**1:05.617**	+0.580	26.605	19.277	19.735
5	10:21:07.510	**1:05.454**	+0.417	26.484	19.129	19.841
6	10:22:12.674	**1:05.164**	+0.127	26.453	**19.074**	19.637
7	10:23:17.711	**1:05.037**		**26.350**	19.112	**19.575**

(930) Ferre Lapere

Lap	Time of Day	Lap Tm	Diff	S1 Tm	S2 Tm	S3 Tm
1	10:16:33.879	**1:16.085**	+10.830	34.743	21.086	20.256
2	10:17:39.134	**1:05.255**		**26.470**	**19.399**	**19.386**

(972) Achille Dedecker

Lap	Time of Day	Lap Tm	Diff	S1 Tm	S2 Tm	S3 Tm
1	10:16:48.367	**1:14.561**	+9.092	33.151	20.779	20.631
2	10:17:55.748	**1:07.381**	+1.912	27.583	19.512	20.286
3	10:19:01.670	**1:05.922**	+0.453	26.652	19.268	20.002
4	10:20:07.423	**1:05.753**	+0.284	26.775	19.200	19.778
5	10:21:12.892	**1:05.469**		**26.543**	19.197	**19.729**
6	10:22:18.505	**1:05.613**	+0.144	26.556	**19.061**	19.996
7	10:23:24.443	**1:05.938**	+0.469	26.726	19.310	19.902

GK4 Kart Series Round 7

Mini Rookie — **Genk 1,360 Km**

Heat 1 — **14.11.2026 11:50**

Race (8:00 and 2 Laps)

12	986			
	23		22	
11	930		972	
	21		22	
10	921		905	
	19		20	
9	967		937	
	17		18	
8	954		904	
	15		16	
7	915		965	
	13		14	
6	918		908	
	11		12	
5	933		911	
	9		10	
4	924		948	
	7		8	
3	910		906	
	5		6	
2	935		955	
	3		4	
1	923		927	
	1		2	

POLE POSITION

Timekeeping G. Kristensen:

Clerk of the course J. Van Walsum:

Chief Scrutineer Fons van Dun:

Printed: 14.11.2026 10:47:05

posted at: h

GK4 Kart Series Round 7

Mini Rookie — **Genk 1,360 Km**

Heat 1 — **14.11.2026 11:50**

Race (8:00 and 2 Laps) started at 11:56:24

Pos	No.	Name	NAT	Chassis	Raceteam	Laps	Total Tm	Diff	Best Tm	Points	Penalty
1	927	**Giovanni Agnusdei**	NLD		Koene Racing	10	10:25.807		1:02.022	0	
2	955	**Max Pasternak**	NLD		WJS Racing	10	10:25.930	0.123	1:01.975	2	
3	967	**Maxime Bal**	BEL		CRG Belgium	10	10:29.773	3.966	1:02.252	3	
4	923	**Victor Radu**	NLD		UN1	10	10:30.007	4.200	1:02.266	4	
5	935	**Mads van Aalst**	NLD		DJK Racing	10	10:32.057	6.250	1:02.045	5	5 sec
6	924	**Arda Bilyanov**	BGR		DFK	10	10:32.979	7.172	1:02.592	6	
7	908	**Jamal Smaili**	NLD		Fusion	10	10:36.982	11.175	1:02.841	7	
8	933	**Lyam Peckstadt**	BEL		DFK	10	10:37.148	11.341	1:02.757	8	
9	904	**Levy Burton**	BEL		Burton	10	10:37.205	11.398	1:02.713	9	
10	906	**Thibo Van de Merlen**	BEL		DFK	10	10:40.302	14.495	1:02.441	10	
11	965	**Boaz van der Meulen**	NLD		Privateer	10	10:42.097	16.290	1:03.160	11	
12	915	**Nelson Cecchin Gomis**	FRA		Eurokarting	10	10:43.290	17.483	1:03.139	12	3 sec
13	911	**Tiégo Oliveira Antunes Duar**	BEL		ACA Performance	10	10:45.027	19.220	1:02.377	13	3 sec
14	930	**Ferre Lapere**	BEL		CRG Belgium	10	10:45.637	19.830	1:03.244	14	3 sec
15	948	**Gabriel Meunier**	BEL		RSD	10	10:46.664	20.857	1:02.926	15	5 sec
16	910	**Sven Borgesius**	NLD		Sven Borgesius	10	10:46.951	21.144	1:02.218	16	5 sec
17	954	**Julian Lauryssen**	BEL		CS Competition	10	10:50.343	24.536	1:03.296	17	
18	986	**Hayden Baillie**	GBR		DPA Racing Team	10	10:51.865	26.058	1:04.027	18	
19	905	**Gaspard Dedecker**	BEL		CRG Belgium	10	10:51.976	26.169	1:03.518	19	
20	918	**Athur-Ray Steenbergen**	NLD		Eurokarting	10	10:53.461	27.654	1:03.155	20	3 sec
21	972	**Achille Dedecker**	BEL		CRG Belgium	10	10:57.588	31.781	1:04.527	21	
22	937	**Alenzo Caufriez Ferrari**	BEL		CG Motorsport	10	11:22.043	56.236	1:03.655	22	
23	921	**Achille Quéval**	FRA		Acequeenracing	10	11:22.897	57.090	1:03.792	23	

Announcements

These results are provisional until the conclusion of any judicial and technical matters!
#935 Time penalty 5 sec. / Pushing
#910 Time penalty 5 sec. / Track limits
#948 Time penalty 5 sec. / Pushing
#911,915,918,930 time penalty 3 sec. (front fairing)

Margin of Victory	⌀km/h	Best Lap Tm	km/h	Best Lap by
0.123	78,235	1:01.975	79,000	955 - Max Pasternak







GK4 Kart Series Round 7

Mini Rookie

Genk 1,360 Km

Heat 1

14.11.2026 11:50

Race (8:00 and 2 Laps) started at 11:56:24

(927) Giovanni Agnusdei

Lap	Time of Day	Lap Tm	Diff	S1 Tm	S2 Tm	S3 Tm
1	11:57:29.171	**1:04.503**	+2.481	26.736	18.673	19.094
2	11:58:32.102	**1:02.931**	+0.909	25.609	18.463	18.859
3	11:59:35.010	**1:02.908**	+0.886	25.526	18.543	18.839
4	12:00:37.111	**1:02.101**	+0.079	25.221	18.184	18.696
5	12:01:39.133	**1:02.022**		25.137	18.258	**18.627**
6	12:02:41.236	**1:02.103**	+0.081	**25.032**	18.243	18.828
7	12:03:43.441	**1:02.205**	+0.183	25.075	18.251	18.879
8	12:04:45.568	**1:02.127**	+0.105	25.079	**18.171**	18.877
9	12:05:47.852	**1:02.284**	+0.262	25.194	18.254	18.836
10	12:06:50.387	**1:02.535**	+0.513	25.185	18.408	18.942

(955) Max Pasternak

Lap	Time of Day	Lap Tm	Diff	S1 Tm	S2 Tm	S3 Tm
1	11:57:28.925	**1:04.181**	+2.206	26.380	18.735	19.066
2	11:58:31.817	**1:02.892**	+0.917	25.425	18.465	19.002
3	11:59:34.431	**1:02.614**	+0.639	25.339	18.386	18.889
4	12:00:36.969	**1:02.538**	+0.563	25.294	18.356	18.888
5	12:01:39.063	**1:02.094**	+0.119	25.169	18.141	18.784
6	12:02:41.038	**1:01.975**		**24.988**	**18.130**	18.857
7	12:03:43.560	**1:02.522**	+0.547	25.426	18.302	18.794
8	12:04:45.781	**1:02.221**	+0.246	25.187	18.271	**18.763**
9	12:05:47.918	**1:02.137**	+0.162	25.165	18.178	18.794
10	12:06:50.510	**1:02.592**	+0.617	25.249	18.372	18.971

(967) Maxime Bal

Lap	Time of Day	Lap Tm	Diff	S1 Tm	S2 Tm	S3 Tm
1	11:57:31.484	**1:06.089**	+3.837	27.435	19.317	19.337
2	11:58:34.828	**1:03.344**	+1.092	25.417	18.851	19.076
3	11:59:37.659	**1:02.831**	+0.579	25.366	18.420	19.045
4	12:00:40.106	**1:02.447**	+0.195	25.281	18.264	18.902
5	12:01:42.426	**1:02.320**	+0.068	25.171	18.238	18.911
6	12:02:44.792	**1:02.366**	+0.114	25.223	18.258	18.885
7	12:03:47.044	**1:02.252**		25.179	18.192	**18.881**
8	12:04:49.300	**1:02.256**	+0.004	25.212	**18.139**	18.905
9	12:05:51.945	**1:02.645**	+0.393	**25.102**	18.276	19.267
10	12:06:54.353	**1:02.408**	+0.156	25.163	18.289	18.956

(923) Victor Radu

Lap	Time of Day	Lap Tm	Diff	S1 Tm	S2 Tm	S3 Tm
1	11:57:30.706	**1:06.126**	+3.860	27.527	19.334	19.265
2	11:58:34.342	**1:03.636**	+1.370	25.498	18.968	19.170
3	11:59:36.675	**1:02.333**	+0.067	25.185	**18.196**	18.952
4	12:00:39.373	**1:02.698**	+0.432	25.314	18.375	19.009
5	12:01:41.660	**1:02.287**	+0.021	25.202	18.213	18.872
6	12:02:43.926	**1:02.266**		**25.046**	18.259	18.961
7	12:03:46.542	**1:02.616**	+0.350	25.147	18.520	18.949
8	12:04:48.995	**1:02.453**	+0.187	25.179	18.428	**18.846**
9	12:05:52.164	**1:03.169**	+0.903	25.246	18.330	19.593
10	12:06:54.587	**1:02.423**	+0.157	25.196	18.324	18.903

(935) Mads van Aalst

Lap	Time of Day	Lap Tm	Diff	S1 Tm	S2 Tm	S3 Tm
1	11:57:28.772	**1:04.078**	+2.033	26.053	18.734	19.291
2	11:58:32.233	**1:03.461**	+1.416	26.190	18.469	18.802
3	11:59:35.271	**1:03.038**	+0.993	25.245	18.807	18.986
4	12:00:37.572	**1:02.301**	+0.256	25.275	18.256	18.770
5	12:01:39.672	**1:02.100**	+0.055	**25.077**	18.315	**18.708**
6	12:02:42.030	**1:02.358**	+0.313	25.212	18.320	18.826
7	12:03:44.075	**1:02.045**		25.120	**18.114**	18.811
8	12:04:46.299	**1:02.224**	+0.179	25.171	18.164	18.889
9	12:05:48.858	**1:02.559**	+0.514	25.307	18.368	18.884
10	12:06:51.637	**1:02.779**	+0.734	25.413	18.456	18.910

(924) Arda Bilyanov

Lap	Time of Day	Lap Tm	Diff	S1 Tm	S2 Tm	S3 Tm
1	11:57:30.962	**1:06.069**	+3.477	27.305	19.373	19.391
2	11:58:34.966	**1:04.004**	+1.412	25.519	19.408	19.077
3	11:59:37.840	**1:02.874**	+0.282	25.308	18.465	19.101
4	12:00:41.095	**1:03.255**	+0.663	25.782	18.542	18.931
5	12:01:44.156	**1:03.061**	+0.469	25.378	18.461	19.222
6	12:02:46.908	**1:02.752**	+0.160	25.297	18.500	18.955
7	12:03:49.623	**1:02.715**	+0.123	**25.253**	18.475	18.987
8	12:04:52.215	**1:02.592**		25.260	18.432	**18.900**
9	12:05:54.900	**1:02.685**	+0.093	25.287	**18.417**	18.981
10	12:06:57.559	**1:02.659**	+0.067	25.289	18.435	18.935

(908) Jamal Smaili

Lap	Time of Day	Lap Tm	Diff	S1 Tm	S2 Tm	S3 Tm
1	11:57:30.547	**1:05.554**	+2.713	27.064	19.047	19.443
2	11:58:34.509	**1:03.962**	+1.121	25.750	19.129	19.083
3	11:59:37.732	**1:03.223**	+0.382	25.472	18.516	19.235
4	12:00:41.164	**1:03.432**	+0.591	25.777	18.436	19.219
5	12:01:44.298	**1:03.134**	+0.293	25.470	18.441	19.223
6	12:02:47.841	**1:03.543**	+0.702	25.953	18.590	**19.000**
7	12:03:50.682	**1:02.841**		25.377	18.400	19.064
8	12:04:53.660	**1:02.978**	+0.137	**25.300**	**18.366**	19.312
9	12:05:56.751	**1:03.091**	+0.250	25.551	18.410	19.130
10	12:07:01.562	**1:04.811**	+1.970	25.906	19.378	19.527

(933) Lyam Peckstadt

Lap	Time of Day	Lap Tm	Diff	S1 Tm	S2 Tm	S3 Tm
1	11:57:31.793	**1:06.812**	+4.055	27.409	19.990	19.413
2	11:58:35.257	**1:03.464**	+0.707	25.563	18.776	19.125
3	11:59:38.253	**1:02.996**	+0.239	25.440	18.421	19.135
4	12:00:41.428	**1:03.175**	+0.418	25.486	18.718	18.971
5	12:01:44.366	**1:02.938**	+0.181	25.393	18.436	19.109
6	12:02:47.994	**1:03.628**	+0.871	25.856	18.869	18.903
7	12:03:50.751	**1:02.757**		25.407	18.482	**18.868**
8	12:04:53.829	**1:03.078**	+0.321	**25.374**	18.446	19.258
9	12:05:56.777	**1:02.948**	+0.191	25.607	**18.364**	18.977
10	12:07:01.728	**1:04.951**	+2.194	25.989	19.575	19.387

(904) Levy Burton

Lap	Time of Day	Lap Tm	Diff	S1 Tm	S2 Tm	S3 Tm
1	11:57:32.234	**1:07.007**	+4.294	27.881	19.669	19.457
2	11:58:36.081	**1:03.847**	+1.134	25.888	18.730	19.229
3	11:59:39.735	**1:03.654**	+0.941	25.700	18.816	19.138
4	12:00:42.857	**1:03.122**	+0.409	25.668	18.356	19.098
5	12:01:45.634	**1:02.777**	+0.064	**25.399**	18.390	18.988
6	12:02:48.441	**1:02.807**	+0.094	25.458	18.470	18.879
7	12:03:51.154	**1:02.713**		25.503	**18.328**	18.882
8	12:04:54.352	**1:03.198**	+0.485	25.438	18.866	18.894
9	12:05:57.094	**1:02.742**	+0.029	25.453	18.443	**18.846**
10	12:07:01.785	**1:04.691**	+1.978	25.728	19.390	19.573

(906) Thibo Van de Merlen

Lap	Time of Day	Lap Tm	Diff	S1 Tm	S2 Tm	S3 Tm
1	11:57:33.860	**1:09.038**	+6.597	29.393	19.771	19.874
2	11:58:37.924	**1:04.064**	+1.623	25.949	18.859	19.256
3	11:59:41.678	**1:03.754**	+1.313	25.339	18.990	19.425
4	12:00:45.278	**1:03.600**	+1.159	25.543	18.886	19.171
5	12:01:48.779	**1:03.501**	+1.060	25.485	18.652	19.364
6	12:02:52.745	**1:03.966**	+1.525	25.852	18.447	19.667
7	12:03:55.993	**1:03.248**	+0.807	25.501	18.618	19.129
8	12:04:59.366	**1:03.373**	+0.932	25.689	18.687	18.997
9	12:06:01.807	**1:02.441**		25.285	**18.318**	**18.838**
10	12:07:04.882	**1:03.075**	+0.634	**25.199**	18.452	19.424

(965) Boaz van der Meulen

Lap	Time of Day	Lap Tm	Diff	S1 Tm	S2 Tm	S3 Tm
1	11:57:32.680	**1:07.531**	+4.371	28.594	19.319	19.618
2	11:58:36.610	**1:03.930**	+0.770	25.898	18.854	19.178
3	11:59:41.515	**1:04.905**	+1.745	25.769	19.673	19.463
4	12:00:45.216	**1:03.701**	+0.541	25.640	18.850	19.211
5	12:01:48.741	**1:03.525**	+0.365	25.475	18.625	19.425
6	12:02:52.550	**1:03.809**	+0.649	25.692	18.564	19.553
7	12:03:55.830	**1:03.280**	+0.120	25.430	18.562	19.288
8	12:04:59.610	**1:03.780**	+0.620	25.896	18.829	**19.055**
9	12:06:02.770	**1:03.160**		**25.361**	18.614	19.185
10	12:07:06.677	**1:03.907**	+0.747	25.550	**18.523**	19.834

GK4 Kart Series Round 7

Mini Rookie

Heat 1

Race (8:00 and 2 Laps) started at 11:56:24

Genk 1,360 Km

14.11.2026 11:50

(915) Nelson Cecchin Gomis

Lap	Time of Day	Lap Tm	Diff	S1 Tm	S2 Tm	S3 Tm
1	11:57:31.735	**1:06.492**	+3.353	27.451	19.457	19.584
2	11:58:35.992	**1:04.257**	+1.118	25.863	19.105	19.289
3	11:59:39.701	**1:03.709**	+0.570	25.629	18.855	19.225
4	12:00:43.792	**1:04.091**	+0.952	26.047	18.857	**19.187**
5	12:01:47.113	**1:03.321**	+0.182	25.458	18.583	19.280
6	12:02:50.699	**1:03.586**	+0.447	25.680	18.698	19.208
7	12:03:53.838	**1:03.139**		**25.443**	**18.439**	19.257
8	12:04:57.363	**1:03.525**	+0.386	25.583	18.623	19.319
9	12:06:01.030	**1:03.667**	+0.528	25.663	18.689	19.315
10	12:07:04.870	**1:03.840**	+0.701	25.576	18.787	19.477

(911) Tiégo Oliveira Antunes Duarte

Lap	Time of Day	Lap Tm	Diff	S1 Tm	S2 Tm	S3 Tm
1	11:57:38.074	**1:13.169**	+10.792	34.646	19.150	19.373
2	11:58:41.317	**1:03.243**	+0.866	25.587	18.626	19.030
3	11:59:45.943	**1:04.626**	+2.249	25.485	19.751	19.390
4	12:00:48.772	**1:02.829**	+0.452	25.373	18.492	18.964
5	12:01:51.642	**1:02.870**	+0.493	25.492	18.320	19.058
6	12:02:54.318	**1:02.676**	+0.299	25.437	18.292	18.947
7	12:03:56.695	**1:02.377**		**25.200**	**18.254**	**18.923**
8	12:05:00.099	**1:03.404**	+1.027	25.461	18.814	19.129
9	12:06:03.508	**1:03.409**	+1.032	25.831	18.605	18.973
10	12:07:06.607	**1:03.099**	+0.722	25.235	18.750	19.114

(930) Ferre Lapere

Lap	Time of Day	Lap Tm	Diff	S1 Tm	S2 Tm	S3 Tm
1	11:57:34.142	**1:08.263**	+5.019	28.465	20.180	19.618
2	11:58:38.383	**1:04.241**	+0.997	26.105	18.882	19.254
3	11:59:42.305	**1:03.922**	+0.678	25.907	18.764	19.251
4	12:00:46.164	**1:03.859**	+0.615	25.845	18.733	19.281
5	12:01:49.408	**1:03.244**		25.599	18.600	19.045
6	12:02:53.121	**1:03.713**	+0.469	26.055	18.624	**19.034**
7	12:03:56.794	**1:03.673**	+0.429	25.790	18.644	19.239
8	12:05:00.412	**1:03.618**	+0.374	25.560	18.889	19.169
9	12:06:03.818	**1:03.406**	+0.162	25.823	**18.464**	19.119
10	12:07:07.217	**1:03.399**	+0.155	**25.548**	18.633	19.218

(948) Gabriel Meunier

Lap	Time of Day	Lap Tm	Diff	S1 Tm	S2 Tm	S3 Tm
1	11:57:33.936	**1:08.863**	+5.937	29.106	19.852	19.905
2	11:58:38.170	**1:04.234**	+1.308	25.724	19.150	19.360
3	11:59:41.744	**1:03.574**	+0.648	25.722	18.734	19.118
4	12:00:45.356	**1:03.612**	+0.686	25.755	18.782	19.075
5	12:01:48.824	**1:03.468**	+0.542	25.555	18.717	19.196
6	12:02:52.779	**1:03.955**	+1.029	26.400	18.513	19.042
7	12:03:56.105	**1:03.326**	+0.400	25.746	18.552	**19.028**
8	12:04:59.906	**1:03.801**	+0.875	26.037	18.657	19.107
9	12:06:02.832	**1:02.926**		**25.397**	**18.391**	19.138
10	12:07:06.244	**1:03.412**	+0.486	25.607	18.627	19.178

(910) Sven Borgesius

Lap	Time of Day	Lap Tm	Diff	S1 Tm	S2 Tm	S3 Tm
1	11:57:37.543	**1:12.771**	+10.553	34.707	18.842	19.222
2	11:58:41.111	**1:03.568**	+1.350	25.652	18.807	19.109
3	11:59:44.078	**1:02.967**	+0.749	25.276	18.796	**18.895**
4	12:00:46.692	**1:02.614**	+0.396	25.178	18.406	19.030
5	12:01:48.910	**1:02.218**		**25.120**	**18.156**	18.942
6	12:02:52.618	**1:03.708**	+1.490	26.089	18.343	19.276
7	12:03:56.179	**1:03.561**	+1.343	25.472	18.661	19.428
8	12:05:00.076	**1:03.897**	+1.679	25.671	18.814	19.412
9	12:06:03.381	**1:03.305**	+1.087	25.670	18.664	18.971
10	12:07:06.531	**1:03.150**	+0.932	25.256	18.704	19.190

(954) Julian Lauryssen

Lap	Time of Day	Lap Tm	Diff	S1 Tm	S2 Tm	S3 Tm
1	11:57:37.245	**1:11.925**	+8.629	33.510	19.035	19.380
2	11:58:41.058	**1:03.813**	+0.517	25.790	18.871	**19.152**
3	11:59:46.658	**1:05.600**	+2.304	25.639	20.782	19.179
4	12:00:51.057	**1:04.399**	+1.103	25.636	19.229	19.534
5	12:01:54.630	**1:03.573**	+0.277	25.670	18.588	19.315
6	12:02:58.721	**1:04.091**	+0.795	25.757	19.032	19.302
7	12:04:02.017	**1:03.296**		**25.391**	**18.519**	19.386
8	12:05:06.115	**1:04.098**	+0.802	25.949	18.850	19.299
9	12:06:10.283	**1:04.168**	+0.872	25.546	18.604	20.018
10	12:07:14.923	**1:04.640**	+1.344	25.929	19.381	19.330

(986) Hayden Baillie

Lap	Time of Day	Lap Tm	Diff	S1 Tm	S2 Tm	S3 Tm
1	11:57:35.078	**1:09.043**	+5.016	29.025	20.045	19.973
2	11:58:40.250	**1:05.172**	+1.145	26.256	19.345	19.571
3	11:59:46.390	**1:06.140**	+2.113	26.046	20.150	19.944
4	12:00:51.059	**1:04.669**	+0.642	25.870	19.131	19.668
5	12:01:55.385	**1:04.326**	+0.299	25.969	**18.749**	19.608
6	12:02:59.412	**1:04.027**		25.734	18.850	**19.443**
7	12:04:03.460	**1:04.048**	+0.021	**25.644**	18.908	19.496
8	12:05:07.667	**1:04.207**	+0.180	25.802	18.841	19.564
9	12:06:12.182	**1:04.515**	+0.488	25.795	19.042	19.678
10	12:07:16.445	**1:04.263**	+0.236	25.802	18.795	19.666

(905) Gaspard Dedecker

Lap	Time of Day	Lap Tm	Diff	S1 Tm	S2 Tm	S3 Tm
1	11:57:39.343	**1:13.751**	+10.233	34.812	19.331	19.608
2	11:58:44.222	**1:04.879**	+1.361	26.366	19.010	19.503
3	11:59:48.494	**1:04.272**	+0.754	25.943	18.990	19.339
4	12:00:52.783	**1:04.289**	+0.771	25.873	18.820	19.596
5	12:01:56.565	**1:03.782**	+0.264	25.766	**18.638**	19.378
6	12:03:00.240	**1:03.675**	+0.157	**25.630**	18.754	19.291
7	12:04:03.758	**1:03.518**		25.668	18.692	**19.158**
8	12:05:07.910	**1:04.152**	+0.634	25.725	18.826	19.601
9	12:06:12.385	**1:04.475**	+0.957	25.839	18.854	19.782
10	12:07:16.556	**1:04.171**	+0.653	25.844	18.954	19.373

(918) Athur-Ray Steenbergen

Lap	Time of Day	Lap Tm	Diff	S1 Tm	S2 Tm	S3 Tm
1	11:57:32.245	**1:07.126**	+3.971	27.543	20.028	19.555
2	11:58:36.243	**1:03.998**	+0.843	26.028	18.856	19.114
3	11:59:47.596	**1:11.353**	+8.198	26.182	25.619	19.552
4	12:00:51.149	**1:03.553**	+0.398	25.695	18.584	19.274
5	12:01:54.683	**1:03.534**	+0.379	25.676	18.749	19.109
6	12:02:58.839	**1:04.156**	+1.001	25.892	19.005	19.259
7	12:04:01.994	**1:03.155**		**25.442**	**18.464**	19.249
8	12:05:06.171	**1:04.177**	+1.022	26.083	19.073	**19.021**
9	12:06:10.180	**1:04.009**	+0.854	25.576	18.649	19.784
10	12:07:15.041	**1:04.861**	+1.706	26.023	19.519	19.319

(972) Achille Dedecker

Lap	Time of Day	Lap Tm	Diff	S1 Tm	S2 Tm	S3 Tm
1	11:57:34.689	**1:08.873**	+4.346	28.698	20.232	19.943
2	11:58:39.908	**1:05.219**	+0.692	26.354	19.189	19.676
3	11:59:47.850	**1:07.942**	+3.415	26.334	21.555	20.053
4	12:00:53.005	**1:05.155**	+0.628	26.130	19.134	19.891
5	12:01:57.532	**1:04.527**		**25.898**	19.006	19.623
6	12:03:02.070	**1:04.538**	+0.011	26.083	**18.888**	**19.567**
7	12:04:06.825	**1:04.755**	+0.228	26.084	18.960	19.711
8	12:05:12.029	**1:05.204**	+0.677	26.443	19.053	19.708
9	12:06:16.994	**1:04.965**	+0.438	26.238	19.060	19.667
10	12:07:22.168	**1:05.174**	+0.647	26.266	19.189	19.719

(937) Alenzo Caufriez Ferrari

Lap	Time of Day	Lap Tm	Diff	S1 Tm	S2 Tm	S3 Tm
1	11:58:10.724	**1:45.281**	+41.626	1:05.886	19.650	19.745
2	11:59:15.494	**1:04.770**	+1.115	26.164	19.057	19.549
3	12:00:19.430	**1:03.936**	+0.281	25.913	18.766	19.257
4	12:01:23.352	**1:03.922**	+0.267	25.932	18.725	19.265
5	12:02:27.245	**1:03.893**	+0.238	25.855	18.788	19.250
6	12:03:31.178	**1:03.933**	+0.278	25.857	18.724	19.352
7	12:04:35.142	**1:03.964**	+0.309	25.948	18.723	19.293
8	12:05:39.175	**1:04.033**	+0.378	25.898	18.765	19.370
9	12:06:42.968	**1:03.793**	+0.138	25.902	18.668	**19.223**
10	12:07:46.623	**1:03.655**		**25.772**	**18.654**	19.229

GK4 Kart Series Round 7

Mini Rookie — **Genk 1,360 Km**

Heat 1 — **14.11.2026 11:50**

Race (8:00 and 2 Laps) started at 11:56:24

(921) Achille Quéval

Lap	Time of Day	Lap Tm	Diff	S1 Tm	S2 Tm	S3 Tm
1	11:58:09.323	**1:43.646**	+39.854	1:04.240	19.484	19.922
2	11:59:14.041	**1:04.718**	+0.926	26.249	19.006	19.463
3	12:00:18.760	**1:04.719**	+0.927	26.145	18.979	19.595
4	12:01:22.944	**1:04.184**	+0.392	26.057	18.804	19.323
5	12:02:27.175	**1:04.231**	+0.439	25.988	18.904	19.339
6	12:03:31.455	**1:04.280**	+0.488	26.182	18.784	19.314
7	12:04:35.802	**1:04.347**	+0.555	26.019	18.907	19.421
8	12:05:39.812	**1:04.010**	+0.218	25.879	18.789	19.342
9	12:06:43.604	**1:03.792**		**25.756**	**18.708**	19.328
10	12:07:47.477	**1:03.873**	+0.081	25.801	18.777	**19.295**

Lap	Time of Day	Lap Tm	Diff	S1 Tm	S2 Tm	S3 Tm

GK4 Kart Series Round 7

Lapchart

Mini Rookie

Genk 1,360 Km

Heat 1

14.11.2026 11:50

Race (8:00 and 2 Laps) started at 11:56:24

Competitors		Laps										
		0	1	2	3	4	5	6	7	8	9	10
Victor Radu (923)	1	923	935	955	955	955	955	955	927	927	927	927
Giovanni Agnusdei (927)	2	927	955	927	927	927	927	927	955	955	955	955
Mads van Aalst (935)	3	935	927	935	935	935	935	935	935	935	935	935
Max Pasternak (955)	4	955	908	923	923	923	923	923	923	923	967	967
Sven Borgesius (910)	5	910	923	908	967	967	967	967	967	967	923	923
Thibo Van de Merlen (906)	6	906	924	967	908	924	924	924	924	924	924	924
Arda Bilyanov (924)	7	924	967	924	924	908	908	908	908	908	908	908
Tiégo Oliveira Antunes Duarte (911)	8	911	915	933	933	933	933	933	933	933	933	933
Lyam Peckstadt (933)	9	933	933	915	915	904	904	904	904	904	904	904
Jamal Smaili (908)	10	908	904	904	904	915	915	915	915	915	915	915
Gabriel Meunier (948)	11	948	918	918	965	965	965	965	965	906	906	906
Athur-Ray Steenbergen (918)	12	918	965	965	906	906	906	910	906	965	965	948
Boaz van der Meulen (965)	13	965	906	906	948	948	948	906	948	948	948	910
Levy Burton (904)	14	904	948	948	930	930	910	948	910	910	910	911
Nelson Cecchin Gomis (915)	15	915	930	930	910	910	930	930	911	911	911	965
Julian Lauryssen (954)	16	954	972	972	911	911	911	911	930	930	930	930
Maxime Bal (967)	17	967	986	986	986	954	954	954	918	954	918	954
Alenzo Caufriez Ferrari (937)	18	937	954	954	954	986	918	918	954	918	954	918
Gaspard Dedecker (905)	19	905	910	910	918	918	986	986	986	986	986	986
Achille Quéval (921)	20	921	911	911	972	905	905	905	905	905	905	905
Achille Dedecker (972)	21	972	905	905	905	972	972	972	972	972	972	972
Ferre Lapere (930)	22	930	921	921	921	921	921	937	937	937	937	937
Hayden Baillie (986)	23	986	937	937	937	937	937	921	921	921	921	921

GK4 Kart Series Round 7

Mini Rookie — **Genk 1,360 Km**

Heat 2 — **14.11.2026 14:15**

Race (8:00 and 2 Laps)

12	921			
	23		22	
11	972		937	
	21		22	
10	905		918	
	19		20	
9	954		986	
	17		18	
8	948		910	
	15		16	
7	911		930	
	13		14	
6	965		915	
	11		12	
5	904		906	
	9		10	
4	908		933	
	7		8	
3	935		924	
	5		6	
2	967		923	
	3		4	
1	927		955	
	1		2	
	POLE POSITION			

Timekeeping G. Kristensen:

Clerk of the course J. Van Walsum:

Chief Scrutineer Fons van Dun:

Printed: 14.11.2026 12:22:38

posted at: h

GK4 Kart Series Round 7

Mini Rookie — **Genk 1,360 Km**

Heat 2 — **14.11.2026 14:15**

Race (8:00 and 2 Laps) started at 14:17:52

Pos	No.	Name	NAT	Chassis	Raceteam	Laps	Total Tm	Diff	Best Tm	Points	Penalty
1	927	**Giovanni Agnusdei**	NLD		Koene Racing	10	10:28.383		1:02.318	0	
2	955	**Max Pasternak**	NLD		WJS Racing	10	10:28.449	0.066	1:02.374	2	
3	924	**Arda Bilyanov**	BGR		DFK	10	10:31.168	2.785	1:02.361	3	
4	967	**Maxime Bal**	BEL		CRG Belgium	10	10:32.188	3.805	1:02.561	4	
5	911	**Tiégo Oliveira Antunes Duai**	BEL		ACA Performance	10	10:35.805	7.422	1:02.933	5	
6	935	**Mads van Aalst**	NLD		DJK Racing	10	10:37.031	8.648	1:02.504	6	
7	923	**Victor Radu**	NLD		UN1	10	10:37.100	8.717	1:02.325	7	
8	908	**Jamal Smaili**	NLD		Fusion	10	10:37.358	8.975	1:02.926	8	
9	933	**Lyam Peckstadt**	BEL		DFK	10	10:37.472	9.089	1:02.604	9	
10	948	**Gabriel Meunier**	BEL		RSD	10	10:37.499	9.116	1:02.833	10	
11	965	**Boaz van der Meulen**	NLD		Privateer	10	10:41.073	12.690	1:03.412	11	
12	906	**Thibo Van de Merlen**	BEL		DFK	10	10:41.077	12.694	1:02.976	12	
13	918	**Athur-Ray Steenbergen**	NLD		Eurokarting	10	10:41.254	12.871	1:03.144	13	
14	915	**Nelson Cecchin Gomis**	FRA		Eurokarting	10	10:42.551	14.168	1:03.589	14	
15	910	**Sven Borgesius**	NLD		Sven Borgesius	10	10:45.717	17.334	1:02.874	15	
16	905	**Gaspard Dedecker**	BEL		CRG Belgium	10	10:51.737	23.354	1:04.187	16	
17	904	**Levy Burton**	BEL		Burton	10	10:53.825	25.442	1:03.245	17	3 sec
18	921	**Achille Quéval**	FRA		Acequeenracing	10	10:58.002	29.619	1:03.691	18	5 sec
19	954	**Julian Lauryssen**	BEL		CS Competition	10	10:59.017	30.634	1:03.742	19	
20	972	**Achille Dedecker**	BEL		CRG Belgium	10	10:59.232	30.849	1:04.972	20	
21	986	**Hayden Baillie**	GBR		DPA Racing Team	10	11:00.226	31.843	1:04.010	21	
22	937	**Alenzo Caufriez Ferrari**	BEL		CG Motorsport	10	11:00.499	32.116	1:04.078	22	
23	930	**Ferre Lapere**	BEL		CRG Belgium					23	

Announcements

These results are provisional until the conclusion of any judicial and technical matters!
#904 Time penalty 3 sec. / Corridor 2 wheels
#921 Time penalty 5 sec. / Causing a collision

Margin of Victory	km/h	Best Lap Tm	km/h	Best Lap by
0.066	77,914	1:02.318	78,565	927 - Giovanni Agnusdei

Official Timekeeping camp-company.de — **Orbits**

Timekeeping G. Kristensen:

Clerk of the course J. Van Walsum:

Chief Scrutineer Fons van Dun:

Printed: 14.11.2026 15:07:34

posted at: h

GK4 Kart Series Round 7

Mini Rookie

Heat 2

Race (8:00 and 2 Laps) started at 14:17:52

Genk 1,360 Km

14.11.2026 14:15

(927) Giovanni Agnusdei

Lap	Time of Day	Lap Tm	Diff	S1 Tm	S2 Tm	S3 Tm
1	14:18:56.758	**1:03.894**	+1.576	26.218	18.623	19.053
2	14:19:59.515	**1:02.757**	+0.439	25.403	18.466	18.888
3	14:21:02.049	**1:02.534**	+0.216	25.207	18.368	18.959
4	14:22:04.750	**1:02.701**	+0.383	25.402	**18.281**	19.018
5	14:23:07.263	**1:02.513**	+0.195	25.178	18.408	18.927
6	14:24:09.797	**1:02.534**	+0.216	25.258	18.319	18.957
7	14:25:12.259	**1:02.462**	+0.144	**25.131**	18.348	18.983
8	14:26:14.577	**1:02.318**		25.134	18.305	**18.879**
9	14:27:17.489	**1:02.912**	+0.594	25.255	18.384	19.273
10	14:28:21.169	**1:03.680**	+1.362	25.694	18.788	19.198

(955) Max Pasternak

Lap	Time of Day	Lap Tm	Diff	S1 Tm	S2 Tm	S3 Tm
1	14:18:56.162	**1:03.376**	+1.002	25.855	18.472	19.049
2	14:19:58.995	**1:02.833**	+0.459	25.458	18.361	19.014
3	14:21:02.279	**1:03.284**	+0.910	25.507	18.792	18.985
4	14:22:04.885	**1:02.606**	+0.232	25.335	18.319	18.952
5	14:23:07.406	**1:02.521**	+0.147	25.240	18.328	18.953
6	14:24:09.886	**1:02.480**	+0.106	25.308	18.320	**18.852**
7	14:25:12.326	**1:02.440**	+0.066	**25.206**	18.300	18.934
8	14:26:14.700	**1:02.374**		25.249	**18.244**	18.881
9	14:27:17.518	**1:02.818**	+0.444	25.336	18.314	19.168
10	14:28:21.235	**1:03.717**	+1.343	25.628	18.800	19.289

(924) Arda Bilyanov

Lap	Time of Day	Lap Tm	Diff	S1 Tm	S2 Tm	S3 Tm
1	14:18:57.931	**1:04.949**	+2.588	27.239	18.601	19.109
2	14:20:00.672	**1:02.741**	+0.380	25.323	18.446	18.972
3	14:21:03.721	**1:03.049**	+0.688	25.672	18.474	18.903
4	14:22:06.082	**1:02.361**		25.150	**18.303**	18.908
5	14:23:08.489	**1:02.407**	+0.046	**25.105**	18.405	**18.897**
6	14:24:12.305	**1:03.816**	+1.455	25.843	18.785	19.188
7	14:25:15.463	**1:03.158**	+0.797	25.522	18.516	19.120
8	14:26:18.226	**1:02.763**	+0.402	25.342	18.397	19.024
9	14:27:21.118	**1:02.892**	+0.531	25.325	18.424	19.143
10	14:28:23.954	**1:02.836**	+0.475	25.332	18.430	19.074

(967) Maxime Bal

Lap	Time of Day	Lap Tm	Diff	S1 Tm	S2 Tm	S3 Tm
1	14:18:57.284	**1:04.339**	+1.778	26.693	18.527	19.119
2	14:20:00.061	**1:02.777**	+0.216	25.338	18.416	19.023
3	14:21:02.622	**1:02.561**		25.275	18.346	**18.940**
4	14:22:05.318	**1:02.696**	+0.135	25.331	18.405	18.960
5	14:23:08.107	**1:02.789**	+0.228	**25.184**	**18.293**	19.312
6	14:24:12.696	**1:04.589**	+2.028	26.134	18.650	19.805
7	14:25:16.372	**1:03.676**	+1.115	25.966	18.629	19.081
8	14:26:19.445	**1:03.073**	+0.512	25.593	18.418	19.062
9	14:27:22.281	**1:02.836**	+0.275	25.365	18.364	19.107
10	14:28:24.974	**1:02.693**	+0.132	25.365	18.372	18.956

(911) Tiégo Oliveira Antunes Duarte

Lap	Time of Day	Lap Tm	Diff	S1 Tm	S2 Tm	S3 Tm
1	14:18:58.776	**1:05.464**	+2.531	27.315	18.953	19.196
2	14:20:02.009	**1:03.233**	+0.300	25.389	18.672	19.172
3	14:21:05.058	**1:03.049**	+0.116	25.445	**18.454**	19.150
4	14:22:08.366	**1:03.308**	+0.375	25.771	18.533	19.004
5	14:23:11.299	**1:02.933**		25.396	18.557	18.980
6	14:24:14.380	**1:03.081**	+0.148	**25.364**	18.537	19.180
7	14:25:17.360	**1:02.980**	+0.047	25.449	18.565	**18.966**
8	14:26:21.313	**1:03.953**	+1.020	25.472	19.371	19.110
9	14:27:25.289	**1:03.976**	+1.043	26.115	18.633	19.228
10	14:28:28.591	**1:03.302**	+0.369	25.508	18.511	19.283

(935) Mads van Aalst

Lap	Time of Day	Lap Tm	Diff	S1 Tm	S2 Tm	S3 Tm
1	14:18:57.506	**1:04.476**	+1.972	26.761	18.636	19.079
2	14:20:00.324	**1:02.818**	+0.314	25.307	18.580	18.931
3	14:21:02.951	**1:02.627**	+0.123	25.293	18.415	**18.919**
4	14:22:05.551	**1:02.600**	+0.096	25.210	18.444	18.946
5	14:23:08.055	**1:02.504**		**25.154**	**18.248**	19.102
6	14:24:12.706	**1:04.651**	+2.147	25.985	18.773	19.893
7	14:25:16.360	**1:03.654**	+1.150	25.613	18.592	19.449
8	14:26:21.251	**1:04.891**	+2.387	26.401	19.298	19.192
9	14:27:25.583	**1:04.332**	+1.828	26.314	18.782	19.236
10	14:28:29.817	**1:04.234**	+1.730	25.563	19.232	19.439

(923) Victor Radu

Lap	Time of Day	Lap Tm	Diff	S1 Tm	S2 Tm	S3 Tm
1	14:18:58.337	**1:05.470**	+3.145	27.482	18.748	19.240
2	14:20:00.905	**1:02.568**	+0.243	25.187	18.415	18.966
3	14:21:03.479	**1:02.574**	+0.249	25.332	18.354	**18.888**
4	14:22:05.804	**1:02.325**		**25.101**	**18.260**	18.964
5	14:23:08.326	**1:02.522**	+0.197	25.234	18.270	19.018
6	14:24:12.823	**1:04.497**	+2.172	25.907	19.031	19.559
7	14:25:16.448	**1:03.625**	+1.300	25.679	18.522	19.424
8	14:26:21.575	**1:05.127**	+2.802	26.603	19.548	18.976
9	14:27:25.650	**1:04.075**	+1.750	26.165	18.817	19.093
10	14:28:29.886	**1:04.236**	+1.911	25.704	18.991	19.541

(908) Jamal Smaili

Lap	Time of Day	Lap Tm	Diff	S1 Tm	S2 Tm	S3 Tm
1	14:19:00.637	**1:07.526**	+4.600	28.175	19.716	19.635
2	14:20:04.170	**1:03.533**	+0.607	25.742	18.616	19.175
3	14:21:07.250	**1:03.080**	+0.154	**25.293**	18.562	19.225
4	14:22:10.324	**1:03.074**	+0.148	25.404	18.556	19.114
5	14:23:13.561	**1:03.237**	+0.311	25.349	18.581	19.307
6	14:24:16.977	**1:03.416**	+0.490	25.716	18.531	19.169
7	14:25:20.104	**1:03.127**	+0.201	25.393	18.631	19.103
8	14:26:23.030	**1:02.926**		25.377	**18.472**	**19.077**
9	14:27:26.437	**1:03.407**	+0.481	25.343	18.655	19.409
10	14:28:30.144	**1:03.707**	+0.781	25.339	18.746	19.622

(933) Lyam Peckstadt

Lap	Time of Day	Lap Tm	Diff	S1 Tm	S2 Tm	S3 Tm
1	14:19:00.969	**1:07.906**	+5.302	28.445	19.729	19.732
2	14:20:05.102	**1:04.133**	+1.529	26.169	18.767	19.197
3	14:21:07.853	**1:02.751**	+0.147	25.401	18.380	18.970
4	14:22:11.304	**1:03.451**	+0.847	**25.235**	18.734	19.482
5	14:23:14.177	**1:02.873**	+0.269	25.646	18.338	**18.889**
6	14:24:18.264	**1:04.087**	+1.483	25.783	19.234	19.070
7	14:25:20.896	**1:02.632**	+0.028	25.425	18.307	18.900
8	14:26:23.500	**1:02.604**		25.346	18.349	18.909
9	14:27:26.511	**1:03.011**	+0.407	25.326	18.523	19.162
10	14:28:30.258	**1:03.747**	+1.143	25.989	**18.301**	19.457

(948) Gabriel Meunier

Lap	Time of Day	Lap Tm	Diff	S1 Tm	S2 Tm	S3 Tm
1	14:18:58.914	**1:05.522**	+2.689	27.315	19.072	19.135
2	14:20:02.163	**1:03.249**	+0.416	25.544	18.603	19.102
3	14:21:05.190	**1:03.027**	+0.194	25.434	18.482	19.111
4	14:22:08.295	**1:03.105**	+0.272	25.552	18.548	19.005
5	14:23:11.128	**1:02.833**		25.391	**18.462**	18.980
6	14:24:14.312	**1:03.184**	+0.351	25.437	18.650	19.097
7	14:25:17.156	**1:02.844**	+0.011	**25.357**	18.548	18.939
8	14:26:21.495	**1:04.339**	+1.506	25.548	19.719	19.072
9	14:27:26.334	**1:04.839**	+2.006	26.245	19.181	19.413
10	14:28:30.285	**1:03.951**	+1.118	26.418	18.632	**18.901**

(965) Boaz van der Meulen

Lap	Time of Day	Lap Tm	Diff	S1 Tm	S2 Tm	S3 Tm
1	14:18:59.395	**1:06.167**	+2.755	27.558	19.223	19.386
2	14:20:02.821	**1:03.426**	+0.014	25.494	18.658	19.274
3	14:21:06.417	**1:03.596**	+0.184	25.685	18.620	19.291
4	14:22:09.845	**1:03.428**	+0.016	25.620	18.639	19.169
5	14:23:13.641	**1:03.796**	+0.384	25.593	**18.616**	19.587
6	14:24:18.638	**1:04.997**	+1.585	26.119	19.578	19.300
7	14:25:22.165	**1:03.527**	+0.115	25.607	18.760	**19.160**
8	14:26:25.577	**1:03.412**		**25.380**	18.710	19.322
9	14:27:29.878	**1:04.301**	+0.889	25.454	19.262	19.585
10	14:28:33.859	**1:03.981**	+0.569	25.636	18.842	19.503





GK4 Kart Series Round 7

Mini Rookie

Genk 1,360 Km

Heat 2

14.11.2026 14:15

Race (8:00 and 2 Laps) started at 14:17:52

(906) Thibo Van de Merlen

Lap	Time of Day	Lap Tm	Diff	S1 Tm	S2 Tm	S3 Tm
1	14:19:00.688	**1:07.556**	+4.580	28.052	19.922	19.582
2	14:20:04.237	**1:03.549**	+0.573	25.824	18.555	19.170
3	14:21:07.402	**1:03.165**	+0.189	25.440	**18.519**	19.206
4	14:22:10.378	**1:02.976**		**25.336**	18.547	**19.093**
5	14:23:13.759	**1:03.381**	+0.405	25.420	18.528	19.433
6	14:24:18.678	**1:04.919**	+1.943	26.051	19.654	19.214
7	14:25:22.228	**1:03.550**	+0.574	25.645	18.771	19.134
8	14:26:25.642	**1:03.414**	+0.438	25.442	18.655	19.317
9	14:27:29.944	**1:04.302**	+1.326	25.418	19.496	19.388
10	14:28:33.863	**1:03.919**	+0.943	25.637	18.899	19.383

(918) Athur-Ray Steenbergen

Lap	Time of Day	Lap Tm	Diff	S1 Tm	S2 Tm	S3 Tm
1	14:19:01.057	**1:07.253**	+4.109	27.980	19.965	19.308
2	14:20:05.367	**1:04.310**	+1.166	26.157	18.978	19.175
3	14:21:09.864	**1:04.497**	+1.353	25.844	19.388	19.265
4	14:22:13.227	**1:03.363**	+0.219	25.720	18.575	**19.068**
5	14:23:16.626	**1:03.399**	+0.255	25.663	18.578	19.158
6	14:24:19.915	**1:03.289**	+0.145	25.591	18.604	19.094
7	14:25:23.207	**1:03.292**	+0.148	25.497	**18.440**	19.355
8	14:26:26.917	**1:03.710**	+0.566	25.763	18.829	19.118
9	14:27:30.061	**1:03.144**		**25.413**	18.544	19.187
10	14:28:34.040	**1:03.979**	+0.835	25.731	19.010	19.238

(915) Nelson Cecchin Gomis

Lap	Time of Day	Lap Tm	Diff	S1 Tm	S2 Tm	S3 Tm
1	14:18:59.578	**1:06.363**	+2.774	27.816	19.198	19.349
2	14:20:03.352	**1:03.774**	+0.185	25.637	18.810	19.327
3	14:21:07.339	**1:03.987**	+0.398	25.685	19.078	19.224
4	14:22:11.942	**1:04.603**	+1.014	25.615	18.760	20.228
5	14:23:15.581	**1:03.639**	+0.050	25.602	**18.696**	19.341
6	14:24:19.170	**1:03.589**		25.611	18.764	**19.214**
7	14:25:23.309	**1:04.139**	+0.550	25.604	18.839	19.696
8	14:26:27.338	**1:04.029**	+0.440	**25.593**	19.026	19.410
9	14:27:31.301	**1:03.963**	+0.374	25.746	18.864	19.353
10	14:28:35.337	**1:04.036**	+0.447	25.697	18.921	19.418

(910) Sven Borgesius

Lap	Time of Day	Lap Tm	Diff	S1 Tm	S2 Tm	S3 Tm
1	14:19:10.473	**1:17.182**	+14.308	38.522	19.255	19.405
2	14:20:13.810	**1:03.337**	+0.463	25.764	18.531	19.042
3	14:21:17.206	**1:03.396**	+0.522	25.502	18.571	19.323
4	14:22:20.217	**1:03.011**	+0.137	25.572	18.535	**18.904**
5	14:23:23.091	**1:02.874**		25.558	**18.338**	18.978
6	14:24:26.117	**1:03.026**	+0.152	25.682	18.338	19.006
7	14:25:29.015	**1:02.898**	+0.024	25.443	18.412	19.043
8	14:26:32.117	**1:03.102**	+0.228	**25.342**	18.779	18.981
9	14:27:35.242	**1:03.125**	+0.251	25.515	18.617	18.993
10	14:28:38.503	**1:03.261**	+0.387	25.515	18.516	19.230

(905) Gaspard Dedecker

Lap	Time of Day	Lap Tm	Diff	S1 Tm	S2 Tm	S3 Tm
1	14:19:03.527	**1:09.857**	+5.670	30.803	19.308	19.746
2	14:20:08.471	**1:04.944**	+0.757	26.334	18.924	19.686
3	14:21:14.049	**1:05.578**	+1.391	26.409	19.705	19.464
4	14:22:18.471	**1:04.422**	+0.235	26.169	18.812	19.441
5	14:23:22.799	**1:04.328**	+0.141	26.111	18.837	19.380
6	14:24:27.281	**1:04.482**	+0.295	26.397	**18.677**	19.408
7	14:25:31.468	**1:04.187**		**26.008**	18.764	19.415
8	14:26:35.664	**1:04.196**	+0.009	26.094	18.738	**19.364**
9	14:27:39.973	**1:04.309**	+0.122	26.033	18.816	19.460
10	14:28:44.523	**1:04.550**	+0.363	26.322	18.765	19.463

(904) Levy Burton

Lap	Time of Day	Lap Tm	Diff	S1 Tm	S2 Tm	S3 Tm
1	14:19:02.340	**1:09.184**	+5.939	30.599	19.043	19.542
2	14:20:06.305	**1:03.965**	+0.720	25.880	18.795	19.290
3	14:21:17.964	**1:11.659**	+8.414	25.585	26.531	19.543
4	14:22:22.063	**1:04.099**	+0.854	25.705	19.043	19.351
5	14:23:25.308	**1:03.245**		25.533	**18.624**	**19.088**
6	14:24:28.861	**1:03.553**	+0.308	25.627	18.784	19.142
7	14:25:32.323	**1:03.462**	+0.217	25.577	18.665	19.220
8	14:26:35.945	**1:03.622**	+0.377	**25.485**	18.905	19.232
9	14:27:40.041	**1:04.096**	+0.851	25.890	18.897	19.309
10	14:28:43.611	**1:03.570**	+0.325	25.639	18.739	19.192

(921) Achille Quéval

Lap	Time of Day	Lap Tm	Diff	S1 Tm	S2 Tm	S3 Tm
1	14:19:02.096	**1:08.171**	+4.480	29.235	19.317	19.619
2	14:20:06.302	**1:04.206**	+0.515	25.975	18.865	19.366
3	14:21:17.260	**1:10.958**	+7.267	25.940	25.088	19.930
4	14:22:22.124	**1:04.864**	+1.173	26.082	19.271	19.511
5	14:23:26.185	**1:04.061**	+0.370	25.898	18.858	19.305
6	14:24:30.093	**1:03.908**	+0.217	**25.624**	18.851	19.433
7	14:25:34.395	**1:04.302**	+0.611	25.854	19.024	19.424
8	14:26:38.290	**1:03.895**	+0.204	25.864	18.703	19.328
9	14:27:41.981	**1:03.691**		25.659	**18.674**	19.358
10	14:28:45.788	**1:03.807**	+0.116	25.870	18.677	**19.260**

(954) Julian Lauryssen

Lap	Time of Day	Lap Tm	Diff	S1 Tm	S2 Tm	S3 Tm
1	14:19:00.897	**1:07.422**	+3.680	28.122	19.920	19.380
2	14:20:05.295	**1:04.398**	+0.656	26.008	18.853	19.537
3	14:21:09.336	**1:04.041**	+0.299	25.848	18.846	19.347
4	14:22:13.095	**1:03.759**	+0.017	25.626	18.883	19.250
5	14:23:16.837	**1:03.742**		25.955	**18.658**	**19.129**
6	14:24:35.234	**1:18.397**	+14.655	38.449	20.145	19.803
7	14:25:39.830	**1:04.596**	+0.854	26.092	18.989	19.515
8	14:26:44.051	**1:04.221**	+0.479	25.878	18.897	19.446
9	14:27:48.031	**1:03.980**	+0.238	25.791	18.771	19.418
10	14:28:51.803	**1:03.772**	+0.030	**25.599**	18.755	19.418

(972) Achille Dedecker

Lap	Time of Day	Lap Tm	Diff	S1 Tm	S2 Tm	S3 Tm
1	14:19:02.360	**1:08.537**	+3.565	28.668	19.740	20.129
2	14:20:08.275	**1:05.915**	+0.943	26.680	19.322	19.913
3	14:21:14.026	**1:05.751**	+0.779	26.465	19.419	19.867
4	14:22:19.512	**1:05.486**	+0.514	26.592	19.149	19.745
5	14:23:25.137	**1:05.625**	+0.653	26.261	19.579	19.785
6	14:24:30.781	**1:05.644**	+0.672	26.552	19.336	19.756
7	14:25:35.753	**1:04.972**		**26.120**	19.183	**19.669**
8	14:26:40.984	**1:05.231**	+0.259	26.326	**19.039**	19.866
9	14:27:46.364	**1:05.380**	+0.408	26.293	19.300	19.787
10	14:28:52.018	**1:05.654**	+0.682	26.420	19.157	20.077

(986) Hayden Baillie

Lap	Time of Day	Lap Tm	Diff	S1 Tm	S2 Tm	S3 Tm
1	14:19:12.323	**1:18.808**	+14.798	38.946	19.608	20.254
2	14:20:17.360	**1:05.037**	+1.027	26.177	19.214	19.646
3	14:21:22.238	**1:04.878**	+0.868	26.088	19.145	19.645
4	14:22:26.980	**1:04.742**	+0.732	25.878	19.071	19.793
5	14:23:31.808	**1:04.828**	+0.818	26.118	19.134	19.576
6	14:24:36.345	**1:04.537**	+0.527	25.922	19.016	19.599
7	14:25:40.480	**1:04.135**	+0.125	**25.747**	18.883	19.505
8	14:26:44.660	**1:04.180**	+0.170	25.805	18.846	19.529
9	14:27:49.002	**1:04.342**	+0.332	25.791	18.830	19.721
10	14:28:53.012	**1:04.010**		25.786	**18.763**	**19.461**

(937) Alenzo Caufriez Ferrari

Lap	Time of Day	Lap Tm	Diff	S1 Tm	S2 Tm	S3 Tm
1	14:19:14.525	**1:20.503**	+16.425	40.222	20.412	19.869
2	14:20:19.571	**1:05.046**	+0.968	26.377	19.094	19.575
3	14:21:24.010	**1:04.439**	+0.361	26.081	18.962	19.396
4	14:22:28.251	**1:04.241**	+0.163	25.825	18.899	19.517
5	14:23:32.346	**1:04.095**	+0.017	25.949	18.839	**19.307**
6	14:24:36.424	**1:04.078**		**25.751**	18.919	19.408
7	14:25:40.656	**1:04.232**	+0.154	25.939	**18.783**	19.510
8	14:26:44.831	**1:04.175**	+0.097	25.787	18.872	19.516
9	14:27:49.072	**1:04.241**	+0.163	25.758	18.853	19.630
10	14:28:53.285	**1:04.213**	+0.135	26.010	18.855	19.348

GK4 Kart Series Round 7

Lapchart

Mini Rookie

Genk 1,360 Km

Heat 2

14.11.2026 14:15

Race (8:00 and 2 Laps) started at 14:17:52

Competitors		Laps										
		0	1	2	3	4	5	6	7	8	9	10
Max Pasternak (955)	1	955	955	955	927	927	927	927	927	927	927	927
Giovanni Agnusdei (927)	2	927	927	927	955	955	955	955	955	955	955	955
Victor Radu (923)	3	923	967	967	967	967	935	924	924	924	924	924
Maxime Bal (967)	4	967	935	935	935	935	967	967	935	967	967	967
Arda Bilyanov (924)	5	924	924	924	923	923	923	935	967	935	911	911
Mads van Aalst (935)	6	935	923	923	924	924	924	923	923	911	935	935
Lyam Peckstadt (933)	7	933	911	911	911	948	948	948	948	948	923	923
Jamal Smaili (908)	8	908	948	948	948	911	911	911	911	923	948	908
Thibo Van de Merlen (906)	9	906	965	965	965	965	908	908	908	908	908	933
Levy Burton (904)	10	904	915	915	908	908	965	933	933	933	933	948
Nelson Cecchin Gomis (915)	11	915	908	908	915	906	906	965	965	965	965	965
Boaz van der Meulen (965)	12	965	906	906	906	933	933	906	906	906	906	906
Sven Borgesius (910)	13	910	954	933	933	915	915	915	918	918	918	918
Tiégo Oliveira Antunes Duarte (911)	14	911	933	954	954	954	918	918	915	915	915	915
Gabriel Meunier (948)	15	948	918	918	918	918	954	910	910	910	910	910
Julian Lauryssen (954)	16	954	921	921	972	905	905	905	905	905	905	904
Hayden Baillie (986)	17	986	904	904	905	972	910	904	904	904	904	905
Gaspard Dedecker (905)	18	905	972	972	910	910	972	921	921	921	921	921
Athur-Ray Steenbergen (918)	19	918	905	905	921	904	904	972	972	972	972	954
Achille Dedecker (972)	20	972	910	910	904	921	921	954	954	954	954	972
Achille Quéval (921)	21	921	986	986	986	986	986	986	986	986	986	986
Alenzo Caufriez Ferrari (937)	22	937	937	937	937	937	937	937	937	937	937	937
-	23											

Timekeeping G. Kristensen:

Clerk of the course J. Van Walsum:

Chief Scrutineer Fons van Dun:

Printed: 14.11.2026 15:08:11

posted at: h

GK4 Kart Series Round 7

Mini Rookie — **Genk 1,360 Km**

Final — **14.11.2026 16:25**

Race (9:00 and 2 Laps)

12		937		
	23			
11		921		972
	21		22	
10		930		986
	19		20	
9		905		954
	17		18	
8		910		918
	15		16	
7		904		915
	13		14	
6		965		948
	11		12	
5		911		906
	9		10	
4		908		933
	7		8	
3		935		923
	5		6	
2		967		924
	3		4	
1		927		955
	1		2	

POLE POSITION

Timekeeping G. Kristensen:

Clerk of the course J. Van Walsum:

Chief Scrutineer Fons van Dun:

Printed: 14.11.2026 15:09:01

posted at: h

GK4 Kart Series Round 7

Mini Rookie — **Genk 1,360 Km**

Final — **14.11.2026 16:25**

Race (9:00 and 2 Laps) started at 16:31:23

Pos	No.	Name	NAT	Chassis	Raceteam	Laps	Total Tm	Diff	Best Tm	Points	Penalty
1	927	**Giovanni Agnusdei**	NLD		Koene Racing	11	11:32.808	0.001	1:02.520	80	
2	955	**Max Pasternak**	NLD		WJS Racing	11	11:32.807		1:02.417	76	
3	967	**Maxime Bal**	BEL		CRG Belgium	11	11:34.624	1.817	1:02.673	73	
4	906	**Thibo Van de Merlen**	BEL		DFK	11	11:38.528	5.721	1:02.778	71	
5	923	**Victor Radu**	NLD		UN1	11	11:40.694	7.887	1:02.832	70	
6	924	**Arda Bilyanov**	BGR		DFK	11	11:41.101	8.294	1:02.654	69	
7	908	**Jamal Smaili**	NLD		Fusion	11	11:42.739	9.932	1:02.981	68	
8	904	**Levy Burton**	BEL		Burton	11	11:42.846	10.039	1:02.857	67	
9	910	**Sven Borgesius**	NLD		Sven Borgesius	11	11:43.055	10.248	1:02.763	66	
10	948	**Gabriel Meunier**	BEL		RSD	11	11:43.413	10.606	1:02.887	65	
11	933	**Lyam Peckstadt**	BEL		DFK	11	11:45.261	12.454	1:02.870	64	
12	918	**Athur-Ray Steenbergen**	NLD		Eurokarting	11	11:47.636	14.829	1:03.371	63	
13	911	**Tiégo Oliveira Antunes Duar**	BEL		ACA Performance	11	11:50.656	17.849	1:02.615	62	10 sec
14	954	**Julian Lauryssen**	BEL		CS Competition	11	11:53.399	20.592	1:03.795	61	
15	921	**Achille Quéval**	FRA		Acequeenracing	11	11:53.487	20.680	1:03.756	60	
16	935	**Mads van Aalst**	NLD		DJK Racing	11	11:56.658	23.851	1:02.974	59	5 sec
17	930	**Ferre Lapere**	BEL		CRG Belgium	11	11:56.793	23.986	1:03.965	58	
18	965	**Boaz van der Meulen**	NLD		Privateer	11	11:56.938	24.131	1:03.774	57	
19	986	**Hayden Baillie**	GBR		DPA Racing Team	11	11:58.134	25.327	1:04.330	56	
20	905	**Gaspard Dedecker**	BEL		CRG Belgium	11	11:58.878	26.071	1:04.598	55	
21	937	**Alenzo Caufriez Ferrari**	BEL		CG Motorsport	11	12:01.955	29.148	1:04.690	54	
22	972	**Achille Dedecker**	BEL		CRG Belgium	7	7:51.793	4 Laps	1:06.029	53	
23	915	**Nelson Cecchin Gomis**	FRA		Eurokarting	6	6:14.837	5 Laps	48.177	52	

Announcements

These results are provisional until the conclusion of any judicial and technical matters!
#915 Placed last / Track limits
#911 Time penalty 5 sec. / Causing a collision
#935 Time penalty 5 sec. / Unsafe return
#911 Time penalty 5 sec. / Pushing

Margin of Victory	km/h	Best Lap Tm	km/h	Best Lap by
	77,736	48.177	101,625	915 - Nelson Cecchin Gomis

Timekeeping G. Kristensen:

Clerk of the course J. Van Walsum:

Chief Scrutineer Fons van Dun:

Printed: 14.11.2026 17:21:20

posted at: h

GK4 Kart Series Round 7

Mini Rookie

Genk 1,360 Km

Final

14.11.2026 16:25

Race (9:00 and 2 Laps) started at 16:31:23

(927) Giovanni Agnusdei

Lap	Time of Day	Lap Tm	Diff	S1 Tm	S2 Tm	S3 Tm
1	16:32:27.643	**1:04.435**	+1.915	26.485	18.737	19.213
2	16:33:31.050	**1:03.407**	+0.887	25.781	18.590	19.036
3	16:34:33.924	**1:02.874**	+0.354	25.396	18.551	18.927
4	16:35:36.660	**1:02.736**	+0.216	25.385	18.502	18.849
5	16:36:39.675	**1:03.015**	+0.495	25.617	18.452	18.946
6	16:37:42.528	**1:02.853**	+0.333	25.407	18.422	19.024
7	16:38:45.302	**1:02.774**	+0.254	25.668	**18.300**	**18.806**
8	16:39:47.829	**1:02.527**	+0.007	25.287	18.308	18.932
9	16:40:50.349	**1:02.520**		**25.228**	18.385	18.907
10	16:41:52.974	**1:02.625**	+0.105	25.250	18.414	18.961
11	16:42:56.016	**1:03.042**	+0.522	25.386	18.370	19.286

(955) Max Pasternak

Lap	Time of Day	Lap Tm	Diff	S1 Tm	S2 Tm	S3 Tm
1	16:32:29.045	**1:05.747**	+3.330	27.377	19.232	19.138
2	16:33:32.056	**1:03.011**	+0.594	25.467	18.523	19.021
3	16:34:34.943	**1:02.887**	+0.470	25.414	18.493	18.980
4	16:35:37.610	**1:02.667**	+0.250	25.330	18.440	18.897
5	16:36:40.207	**1:02.597**	+0.180	25.231	18.457	18.909
6	16:37:42.624	**1:02.417**		**25.126**	**18.291**	19.000
7	16:38:45.068	**1:02.444**	+0.027	25.204	18.298	18.942
8	16:39:47.897	**1:02.829**	+0.412	25.355	18.337	19.137
9	16:40:50.417	**1:02.520**	+0.103	25.269	18.382	**18.869**
10	16:41:53.042	**1:02.625**	+0.208	25.311	18.423	18.891
11	16:42:56.015	**1:02.973**	+0.556	25.472	18.320	19.181

(967) Maxime Bal

Lap	Time of Day	Lap Tm	Diff	S1 Tm	S2 Tm	S3 Tm
1	16:32:27.740	**1:04.450**	+1.777	26.313	18.908	19.229
2	16:33:30.976	**1:03.236**	+0.563	25.550	18.592	19.094
3	16:34:33.852	**1:02.876**	+0.203	25.387	18.431	19.058
4	16:35:36.627	**1:02.775**	+0.102	25.377	18.367	19.031
5	16:36:40.165	**1:03.538**	+0.865	26.033	18.457	19.048
6	16:37:43.075	**1:02.910**	+0.237	25.474	18.438	**18.998**
7	16:38:45.748	**1:02.673**		**25.277**	**18.292**	19.104
8	16:39:48.575	**1:02.827**	+0.154	25.396	18.433	18.998
9	16:40:51.561	**1:02.986**	+0.313	25.466	18.414	19.106
10	16:41:54.603	**1:03.042**	+0.369	25.504	18.396	19.142
11	16:42:57.832	**1:03.229**	+0.556	25.566	18.473	19.190

(906) Thibo Van de Merlen

Lap	Time of Day	Lap Tm	Diff	S1 Tm	S2 Tm	S3 Tm
1	16:32:30.685	**1:06.994**	+4.216	27.701	19.642	19.651
2	16:33:34.417	**1:03.732**	+0.954	25.896	18.719	19.117
3	16:34:37.515	**1:03.098**	+0.320	25.621	18.571	18.906
4	16:35:40.406	**1:02.891**	+0.113	25.547	18.431	18.913
5	16:36:43.472	**1:03.066**	+0.288	25.758	18.481	**18.827**
6	16:37:47.403	**1:03.931**	+1.153	25.509	19.307	19.115
7	16:38:50.393	**1:02.990**	+0.212	25.545	18.458	18.987
8	16:39:53.331	**1:02.938**	+0.160	25.511	18.420	19.007
9	16:40:56.121	**1:02.790**	+0.012	25.461	**18.356**	18.973
10	16:41:58.899	**1:02.778**		**25.374**	18.419	18.985
11	16:43:01.736	**1:02.837**	+0.059	25.461	18.403	18.973

(923) Victor Radu

Lap	Time of Day	Lap Tm	Diff	S1 Tm	S2 Tm	S3 Tm
1	16:32:30.809	**1:07.334**	+4.502	28.335	19.566	19.433
2	16:33:34.656	**1:03.847**	+1.015	25.992	18.706	19.149
3	16:34:37.769	**1:03.113**	+0.281	25.504	18.656	18.953
4	16:35:40.691	**1:02.922**	+0.090	25.442	18.596	**18.884**
5	16:36:43.989	**1:03.298**	+0.466	25.550	18.773	18.975
6	16:37:48.834	**1:04.845**	+2.013	**25.257**	20.520	19.068
7	16:38:51.717	**1:02.883**	+0.051	25.365	**18.413**	19.105
8	16:39:54.659	**1:02.942**	+0.110	25.298	18.452	19.192
9	16:40:57.491	**1:02.832**		25.419	18.431	18.982
10	16:42:00.604	**1:03.113**	+0.281	25.647	18.486	18.980
11	16:43:03.902	**1:03.298**	+0.466	25.431	18.749	19.118

(924) Arda Bilyanov

Lap	Time of Day	Lap Tm	Diff	S1 Tm	S2 Tm	S3 Tm
1	16:32:30.731	**1:07.334**	+4.680	27.843	19.667	19.824
2	16:33:35.109	**1:04.378**	+1.724	26.441	18.764	19.173
3	16:34:38.376	**1:03.267**	+0.613	25.579	18.610	19.078
4	16:35:41.374	**1:02.998**	+0.344	25.402	18.607	18.989
5	16:36:44.416	**1:03.042**	+0.388	25.524	18.547	18.971
6	16:37:49.443	**1:05.027**	+2.373	25.347	20.651	19.029
7	16:38:52.277	**1:02.834**	+0.180	25.309	18.520	19.005
8	16:39:54.931	**1:02.654**		**25.275**	**18.397**	18.982
9	16:40:57.818	**1:02.887**	+0.233	25.479	18.513	**18.895**
10	16:42:00.683	**1:02.865**	+0.211	25.468	18.445	18.952
11	16:43:04.309	**1:03.626**	+0.972	25.495	19.153	18.978

(908) Jamal Smaili

Lap	Time of Day	Lap Tm	Diff	S1 Tm	S2 Tm	S3 Tm
1	16:32:31.257	**1:07.777**	+4.796	28.198	19.869	19.710
2	16:33:35.567	**1:04.310**	+1.329	26.100	18.935	19.275
3	16:34:39.290	**1:03.723**	+0.742	25.662	18.799	19.262
4	16:35:42.821	**1:03.531**	+0.550	25.543	18.707	19.281
5	16:36:46.426	**1:03.605**	+0.624	25.596	18.765	19.244
6	16:37:49.728	**1:03.302**	+0.321	25.592	18.643	19.067
7	16:38:52.714	**1:02.986**	+0.005	25.417	**18.505**	19.064
8	16:39:55.695	**1:02.981**		**25.415**	18.515	**19.051**
9	16:40:58.936	**1:03.241**	+0.260	25.500	18.567	19.174
10	16:42:02.473	**1:03.537**	+0.556	25.544	18.600	19.393
11	16:43:05.947	**1:03.474**	+0.493	25.613	18.647	19.214

(904) Levy Burton

Lap	Time of Day	Lap Tm	Diff	S1 Tm	S2 Tm	S3 Tm
1	16:32:31.336	**1:07.526**	+4.669	28.195	19.581	19.750
2	16:33:35.793	**1:04.457**	+1.600	26.200	18.972	19.285
3	16:34:39.506	**1:03.713**	+0.856	25.821	18.828	19.064
4	16:35:43.180	**1:03.674**	+0.817	25.654	18.745	19.275
5	16:36:46.590	**1:03.410**	+0.553	25.557	18.672	19.181
6	16:37:50.125	**1:03.535**	+0.678	25.644	18.861	19.030
7	16:38:52.982	**1:02.857**		**25.454**	**18.400**	19.003
8	16:39:55.993	**1:03.011**	+0.154	25.546	18.449	19.016
9	16:40:59.144	**1:03.151**	+0.294	25.545	18.640	**18.966**
10	16:42:02.492	**1:03.348**	+0.491	25.588	18.466	19.294
11	16:43:06.054	**1:03.562**	+0.705	25.775	18.642	19.145

(910) Sven Borgesius

Lap	Time of Day	Lap Tm	Diff	S1 Tm	S2 Tm	S3 Tm
1	16:32:31.529	**1:07.626**	+4.863	28.259	19.655	19.712
2	16:33:35.986	**1:04.457**	+1.694	26.265	18.851	19.341
3	16:34:39.773	**1:03.787**	+1.024	26.058	18.701	19.028
4	16:35:44.049	**1:04.276**	+1.513	25.601	18.718	19.957
5	16:36:47.318	**1:03.269**	+0.506	25.707	18.531	19.031
6	16:37:50.517	**1:03.199**	+0.436	25.588	18.621	18.990
7	16:38:53.659	**1:03.142**	+0.379	25.510	18.576	19.056
8	16:39:56.422	**1:02.763**		**25.337**	18.583	**18.843**
9	16:40:59.384	**1:02.962**	+0.199	25.431	18.639	18.892
10	16:42:02.718	**1:03.334**	+0.571	25.845	**18.507**	18.982
11	16:43:06.263	**1:03.545**	+0.782	25.932	18.550	19.063

(948) Gabriel Meunier

Lap	Time of Day	Lap Tm	Diff	S1 Tm	S2 Tm	S3 Tm
1	16:32:31.652	**1:07.877**	+4.990	28.603	19.627	19.647
2	16:33:36.174	**1:04.522**	+1.635	26.331	18.935	19.256
3	16:34:40.161	**1:03.987**	+1.100	25.979	18.791	19.217
4	16:35:43.876	**1:03.715**	+0.828	25.470	18.650	19.595
5	16:36:47.005	**1:03.129**	+0.242	25.454	18.567	19.108
6	16:37:50.301	**1:03.296**	+0.409	25.604	18.711	18.981
7	16:38:53.337	**1:03.036**	+0.149	25.501	18.534	19.001
8	16:39:56.224	**1:02.887**		**25.426**	**18.514**	**18.947**
9	16:40:59.331	**1:03.107**	+0.220	25.499	18.624	18.984
10	16:42:03.334	**1:04.003**	+1.116	25.922	18.987	19.094
11	16:43:06.621	**1:03.287**	+0.400	25.452	18.755	19.080

(933) Lyam Peckstadt

GK4 Kart Series Round 7

Mini Rookie

Genk 1,360 Km

Final

14.11.2026 16:25

Race (9:00 and 2 Laps) started at 16:31:23

Lap	Time of Day	Lap Tm	Diff	S1 Tm	S2 Tm	S3 Tm
1	16:32:33.442	**1:08.582**	+5.712	29.283	19.793	19.506
2	16:33:37.998	**1:04.556**	+1.686	26.060	19.042	19.454
3	16:34:42.507	**1:04.509**	+1.639	26.025	19.293	19.191
4	16:35:46.269	**1:03.762**	+0.892	25.517	18.881	19.364
5	16:36:49.409	**1:03.140**	+0.270	25.544	18.520	19.076
6	16:37:53.354	**1:03.945**	+1.075	**25.482**	19.509	**18.954**
7	16:38:56.414	**1:03.060**	+0.190	25.520	18.451	19.089
8	16:39:59.457	**1:03.043**	+0.173	25.585	18.373	19.085
9	16:41:02.530	**1:03.073**	+0.203	25.529	18.432	19.112
10	16:42:05.400	**1:02.870**		25.507	**18.361**	19.002
11	16:43:08.469	**1:03.069**	+0.199	25.544	18.462	19.063

(918) Athur-Ray Steenbergen

Lap	Time of Day	Lap Tm	Diff	S1 Tm	S2 Tm	S3 Tm
1	16:32:32.119	**1:07.934**	+4.563	28.946	19.480	19.508
2	16:33:36.465	**1:04.346**	+0.975	26.253	18.871	19.222
3	16:34:40.338	**1:03.873**	+0.502	25.810	18.920	**19.143**
4	16:35:43.997	**1:03.659**	+0.288	25.592	18.723	19.344
5	16:36:48.388	**1:04.391**	+1.020	26.316	18.805	19.270
6	16:37:53.290	**1:04.902**	+1.531	25.721	19.927	19.254
7	16:38:57.107	**1:03.817**	+0.446	25.915	18.695	19.207
8	16:40:00.570	**1:03.463**	+0.092	25.613	18.653	19.197
9	16:41:04.023	**1:03.453**	+0.082	25.682	**18.559**	19.212
10	16:42:07.394	**1:03.371**		**25.574**	18.600	19.197
11	16:43:10.844	**1:03.450**	+0.079	25.606	18.665	19.179

(911) Tiégo Oliveira Antunes Duarte

Lap	Time of Day	Lap Tm	Diff	S1 Tm	S2 Tm	S3 Tm
1	16:32:30.445	**1:06.884**	+4.269	27.257	19.810	19.817
2	16:33:34.325	**1:03.880**	+1.265	25.990	18.717	19.173
3	16:34:37.395	**1:03.070**	+0.455	25.538	18.525	19.007
4	16:35:40.293	**1:02.898**	+0.283	25.461	18.404	19.033
5	16:36:43.254	**1:02.961**	+0.346	25.550	18.436	18.975
6	16:37:49.332	**1:06.078**	+3.463	25.484	21.545	19.049
7	16:38:51.947	**1:02.615**		**25.275**	**18.339**	19.001
8	16:39:54.733	**1:02.786**	+0.171	25.441	18.360	18.985
9	16:40:57.632	**1:02.899**	+0.284	25.540	18.389	**18.970**
10	16:42:00.466	**1:02.834**	+0.219	25.357	18.425	19.052
11	16:43:03.864	**1:03.398**	+0.783	25.424	18.738	19.236

(954) Julian Lauryssen

Lap	Time of Day	Lap Tm	Diff	S1 Tm	S2 Tm	S3 Tm
1	16:32:32.007	**1:07.679**	+3.884	28.436	19.489	19.754
2	16:33:37.234	**1:05.227**	+1.432	26.344	19.312	19.571
3	16:34:41.710	**1:04.476**	+0.681	25.940	19.014	19.522
4	16:35:46.530	**1:04.820**	+1.025	26.066	19.187	19.567
5	16:36:50.783	**1:04.253**	+0.458	25.898	18.914	19.441
6	16:37:55.956	**1:05.173**	+1.378	26.048	19.776	19.349
7	16:39:00.500	**1:04.544**	+0.749	26.009	19.194	19.341
8	16:40:04.550	**1:04.050**	+0.255	25.924	18.755	19.371
9	16:41:08.709	**1:04.159**	+0.364	25.896	18.771	19.492
10	16:42:12.504	**1:03.795**		25.769	**18.742**	**19.284**
11	16:43:16.607	**1:04.103**	+0.308	**25.746**	18.916	19.441

(921) Achille Quéval

Lap	Time of Day	Lap Tm	Diff	S1 Tm	S2 Tm	S3 Tm
1	16:32:33.563	**1:09.140**	+5.384	29.528	19.791	19.821
2	16:33:38.468	**1:04.905**	+1.149	26.117	19.053	19.735
3	16:34:43.269	**1:04.801**	+1.045	25.799	19.335	19.667
4	16:35:47.638	**1:04.369**	+0.613	26.001	18.979	19.389
5	16:36:51.788	**1:04.150**	+0.394	25.835	18.867	19.448
6	16:37:56.146	**1:04.358**	+0.602	25.997	19.104	**19.257**
7	16:39:01.206	**1:05.060**	+1.304	25.808	19.427	19.825
8	16:40:05.133	**1:03.927**	+0.171	25.762	18.867	19.298
9	16:41:09.158	**1:04.025**	+0.269	25.907	18.763	19.355
10	16:42:12.939	**1:03.781**	+0.025	25.812	**18.656**	19.313
11	16:43:16.695	**1:03.756**		**25.713**	18.732	19.311

(935) Mads van Aalst

Lap	Time of Day	Lap Tm	Diff	S1 Tm	S2 Tm	S3 Tm
1	16:32:30.391	**1:06.984**	+4.010	27.223	20.104	19.657
2	16:33:33.976	**1:03.585**	+0.611	25.783	18.767	19.035
3	16:34:37.141	**1:03.165**	+0.191	25.521	18.668	**18.976**
4	16:35:40.155	**1:03.014**	+0.040	25.416	**18.535**	19.063
5	16:36:43.129	**1:02.974**		**25.349**	18.556	19.069
6	16:37:55.659	**1:12.530**	+9.556	25.495	27.748	19.287
7	16:38:59.275	**1:03.616**	+0.642	25.614	18.647	19.355
8	16:40:03.122	**1:03.847**	+0.873	25.662	18.593	19.592
9	16:41:06.747	**1:03.625**	+0.651	25.608	18.653	19.364
10	16:42:11.159	**1:04.412**	+1.438	26.014	18.844	19.554
11	16:43:14.866	**1:03.707**	+0.733	25.669	18.671	19.367

(930) Ferre Lapere

Lap	Time of Day	Lap Tm	Diff	S1 Tm	S2 Tm	S3 Tm
1	16:32:34.527	**1:10.160**	+6.195	30.436	19.906	19.818
2	16:33:40.268	**1:05.741**	+1.776	26.666	19.180	19.895
3	16:34:44.861	**1:04.593**	+0.628	26.169	18.970	19.454
4	16:35:49.368	**1:04.507**	+0.542	26.190	18.914	19.403
5	16:36:53.524	**1:04.156**	+0.191	26.014	18.751	19.391
6	16:37:57.694	**1:04.170**	+0.205	25.923	18.835	19.412
7	16:39:01.900	**1:04.206**	+0.241	25.966	18.886	19.354
8	16:40:05.865	**1:03.965**		25.872	**18.744**	**19.349**
9	16:41:09.881	**1:04.016**	+0.051	**25.857**	18.773	19.386
10	16:42:14.646	**1:04.765**	+0.800	26.000	18.989	19.776
11	16:43:20.001	**1:05.355**	+1.390	26.096	19.020	20.239

(965) Boaz van der Meulen

Lap	Time of Day	Lap Tm	Diff	S1 Tm	S2 Tm	S3 Tm
1	16:32:33.302	**1:09.542**	+5.768	30.227	19.499	19.816
2	16:33:38.300	**1:04.998**	+1.224	26.122	19.041	19.835
3	16:34:43.416	**1:05.116**	+1.342	26.380	19.170	19.566
4	16:35:48.231	**1:04.815**	+1.041	26.348	18.867	19.600
5	16:36:52.482	**1:04.251**	+0.477	25.911	18.875	19.465
6	16:37:56.610	**1:04.128**	+0.354	25.769	18.971	19.388
7	16:39:01.030	**1:04.420**	+0.646	25.753	19.079	19.588
8	16:40:05.017	**1:03.987**	+0.213	25.771	**18.751**	19.465
9	16:41:08.791	**1:03.774**		**25.676**	18.759	**19.339**
10	16:42:14.541	**1:05.750**	+1.976	26.930	19.064	19.756
11	16:43:20.146	**1:05.605**	+1.831	26.012	19.076	20.517

(986) Hayden Baillie

Lap	Time of Day	Lap Tm	Diff	S1 Tm	S2 Tm	S3 Tm
1	16:32:34.323	**1:09.742**	+5.412	29.775	20.192	19.775
2	16:33:40.529	**1:06.206**	+1.876	27.122	19.087	19.997
3	16:34:45.169	**1:04.640**	+0.310	26.085	19.012	19.543
4	16:35:49.795	**1:04.626**	+0.296	26.003	19.063	19.560
5	16:36:54.125	**1:04.330**		25.945	18.916	**19.469**
6	16:37:58.792	**1:04.667**	+0.337	25.995	19.149	19.523
7	16:39:03.242	**1:04.450**	+0.120	25.833	19.107	19.510
8	16:40:07.898	**1:04.656**	+0.326	26.198	18.976	19.482
9	16:41:12.439	**1:04.541**	+0.211	26.057	18.948	19.536
10	16:42:16.835	**1:04.396**	+0.066	25.939	**18.900**	19.557
11	16:43:21.342	**1:04.507**	+0.177	**25.827**	18.939	19.741

(905) Gaspard Dedecker

Lap	Time of Day	Lap Tm	Diff	S1 Tm	S2 Tm	S3 Tm
1	16:32:32.752	**1:08.630**	+4.032	29.531	19.402	19.697
2	16:33:37.661	**1:04.909**	+0.311	26.275	19.076	19.558
3	16:34:43.133	**1:05.472**	+0.874	26.221	19.554	19.697
4	16:35:48.556	**1:05.423**	+0.825	26.844	19.094	19.485
5	16:36:53.367	**1:04.811**	+0.213	26.335	18.930	19.546
6	16:37:58.296	**1:04.929**	+0.331	26.543	18.940	**19.446**
7	16:39:03.011	**1:04.715**	+0.117	26.129	18.939	19.647
8	16:40:07.612	**1:04.601**	+0.003	26.213	18.900	19.488
9	16:41:12.810	**1:05.198**	+0.600	26.823	**18.828**	19.547
10	16:42:17.488	**1:04.678**	+0.080	26.182	18.919	19.577
11	16:43:22.086	**1:04.598**		**26.099**	18.981	19.518

(937) Alenzo Caufriez Ferrari

Lap	Time of Day	Lap Tm	Diff	S1 Tm	S2 Tm	S3 Tm
1	16:32:34.768	**1:10.191**	+5.501	30.409	19.917	19.865
2	16:33:41.208	**1:06.440**	+1.750	27.292	19.269	19.879

GK4 Kart Series Round 7

Mini Rookie — Genk 1,360 Km

Final — 14.11.2026 16:25

Race (9:00 and 2 Laps) started at 16:31:23

Lap	Time of Day	Lap Tm	Diff	S1 Tm	S2 Tm	S3 Tm
3	16:34:46.279	**1:05.071**	+0.381	26.342	19.006	19.723
4	16:35:51.319	**1:05.040**	+0.350	26.405	19.024	19.611
5	16:36:56.210	**1:04.891**	+0.201	26.360	18.995	19.536
6	16:38:01.086	**1:04.876**	+0.186	26.308	19.060	**19.508**
7	16:39:06.020	**1:04.934**	+0.244	26.324	18.992	19.618
8	16:40:10.733	**1:04.713**	+0.023	**26.189**	18.974	19.550
9	16:41:15.620	**1:04.887**	+0.197	26.303	19.013	19.571
10	16:42:20.473	**1:04.853**	+0.163	26.236	19.053	19.564
11	16:43:25.163	**1:04.690**		26.233	**18.926**	19.531

(972) Achille Dedecker

Lap	Time of Day	Lap Tm	Diff	S1 Tm	S2 Tm	S3 Tm
1	16:32:34.227	**1:09.433**	+3.404	29.325	20.052	**20.056**
2	16:33:41.477	**1:07.250**	+1.221	27.573	19.412	20.265
3	16:34:47.506	**1:06.029**		**26.695**	**19.274**	20.060
4	16:35:54.207	**1:06.701**	+0.672	27.180	19.350	20.171
5	16:37:01.167	**1:06.960**	+0.931	27.083	19.530	20.347
6	16:38:08.078	**1:06.911**	+0.882	27.182	19.470	20.259
7	16:39:15.001	**1:06.923**	+0.894	27.110	19.479	20.334

(915) Nelson Cecchin Gomis

Lap	Time of Day	Lap Tm	Diff	S1 Tm	S2 Tm	S3 Tm
1	16:32:12.117	**48.177**				22.812
2	16:33:18.380	**1:06.263**	+18.086	26.892	19.367	20.004
3	16:34:23.767	**1:05.387**	+17.210	26.302	19.304	19.781
4	16:35:28.524	**1:04.757**	+16.580	26.115	18.940	19.702
5	16:36:33.468	**1:04.944**	+16.767	26.130	19.242	**19.572**
6	16:37:38.045	**1:04.577**	+16.400	**26.080**	**18.899**	19.598

GK4 Kart Series Round 7

Lapchart

Mini Rookie — **Genk 1,360 Km**

Final — **14.11.2026 16:25**

Race (9:00 and 2 Laps) started at 16:31:23

Competitors		Laps											
		0	1	2	3	4	5	6	7	8	9	10	11
Giovanni Agnusdei (927)	1	927	915	915	915	915	915	915	955	927	927	927	955
Maxime Bal (967)	2	967	927	967	967	967	927	927	927	955	955	955	927
Max Pasternak (955)	3	955	967	927	927	927	967	955	967	967	967	967	967
Arda Bilyanov (924)	4	924	955	955	955	955	955	967	906	906	906	906	906
Mads van Aalst (935)	5	935	935	935	935	935	935	906	923	923	923	911	911
Victor Radu (923)	6	923	911	911	911	911	911	923	911	911	911	923	923
Jamal Smaili (908)	7	908	906	906	906	906	906	911	924	924	924	924	924
Tiégo Oliveira Antunes Duarte (911)	8	911	924	923	923	923	923	924	908	908	908	908	908
Thibo Van de Merlen (906)	9	906	923	924	924	924	924	908	904	904	904	904	904
Boaz van der Meulen (965)	10	965	908	908	908	908	908	904	948	948	948	910	910
Gabriel Meunier (948)	11	948	904	904	904	904	904	948	910	910	910	948	948
Levy Burton (904)	12	904	910	910	910	948	948	910	933	933	933	933	933
Sven Borgesius (910)	13	910	948	948	948	918	910	918	918	918	918	918	918
Nelson Cecchin Gomis (915)	14	915	954	918	918	910	918	933	935	935	935	935	935
Gaspard Dedecker (905)	15	905	918	954	954	933	933	935	954	954	954	954	954
Athur-Ray Steenbergen (918)	16	918	905	905	933	954	954	954	965	965	965	921	921
Julian Lauryssen (954)	17	954	965	933	905	921	921	921	921	921	921	965	930
Ferre Lapere (930)	18	930	933	965	921	965	965	965	930	930	930	930	965
Achille Quéval (921)	19	921	921	921	965	905	905	930	905	905	986	986	986
Alenzo Caufriez Ferrari (937)	20	937	972	930	930	930	930	905	986	986	905	905	905
Hayden Baillie (986)	21	986	986	986	986	986	986	986	937	937	937	937	937
Achille Dedecker (972)	22	972	930	937	937	937	937	937	972				
Lyam Peckstadt (933)	23	933	937	972	972	972	972	972					

GK4 Kart Series Round 7

X30 Junior — **Genk 1,360 Km**

Warm up — **14.11.2026 09:40**

Practice (5:00 Time) started at 9:41:07

Pos	No.	Name	NAT	Raceteam	Laps	Best Tm	Diff	Gap	In Lap	km/h
1	**124**	Ronan Kamphuis	NLD	KCR Racing Team	**5**	**57.852**			5	84,630
2	**127**	Conner Westerhof	NLD	DFK	**5**	**58.059**	**0.207**	0.207	5	84,328
3	**150**	Bruce Ramboer	BEL	MRK	**5**	**58.351**	**0.499**	0.292	5	83,906
4	**140**	Thijs Van Huis	NLD	Fusion Motorsport Be	**5**	**58.385**	**0.533**	0.034	5	83,857
5	**156**	Joris Verkerk	NLD	Team Koene	**5**	**58.397**	**0.545**	0.012	5	83,840
6	**148**	Milan Smulders	NLD	DFK	**5**	**58.597**	**0.745**	0.200	5	83,554
7	**135**	Gauthier Maquet	BEL	MRK	**5**	**58.695**	**0.843**	0.098	5	83,414
8	**177**	Louis Strouwen	BEL	TD Racing	**5**	**58.705**	**0.853**	0.010	5	83,400
9	**102**	Lukas Pelizzari	LUX	Eurokarting	**5**	**58.707**	**0.855**	0.002	5	83,397
10	**186**	Elliot Spangtoft	DNK	CV Performance Grou	**5**	**58.711**	**0.859**	0.004	5	83,392
11	**175**	Jules Decoen	BEL	PJM	**5**	**58.775**	**0.923**	0.064	5	83,301
12	**145**	Lionel Thorrez	BEL	MCK Racing	**5**	**59.050**	**1.198**	0.275	5	82,913
13	**170**	Rafi Kuiper	NLD	DFK	**5**	**59.085**	**1.233**	0.035	5	82,864
14	**164**	Aurelien Lemaire	BEL	Eurokarting	**5**	**59.149**	**1.297**	0.064	5	82,774
15	**114**	Angelo Elabouti	BEL	SRS	**5**	**59.195**	**1.343**	0.046	5	82,710
16	**143**	Arthur Vander Schelden	BEL	GEAR Racing	**5**	**59.312**	**1.460**	0.117	5	82,547
17	**117**	dorian grandjean	BEL	Eurokarting	**5**	**59.371**	**1.519**	0.059	5	82,465
18	**133**	Jurre Bziuk	NLD	SignMind Academy B	**5**	**59.661**	**1.809**	0.290	5	82,064
19	**167**	Louis Longin	BEL	TD Racing	**3**	**59.992**	**2.140**	0.331	3	81,611
20	**179**	Mathis Piessens	BEL	Fusion Motorsport Be	**5**	**1:00.048**	**2.196**	0.056	5	81,535
21	**118**	Ylian Vandenberghe	BEL	MRK	**5**	**1:00.068**	**2.216**	0.020	5	81,508
22	**163**	Matthis Lambrecht	BEL	DFK	**5**	**1:00.103**	**2.251**	0.035	5	81,460
23	**151**	Pierre-Edouard Vynckier	BEL	MCK Racing	**5**	**1:00.124**	**2.272**	0.021	5	81,432
24	**178**	Artem Kikireshko	UKR	UN1	**5**	**1:00.223**	**2.371**	0.099	4	81,298
25	**161**	Emile Schoolmeesters	BEL	DFK	**5**	**1:00.297**	**2.445**	0.074	5	81,198
26	**168**	Quinn Pieper	NLD	MKP	**5**	**1:00.301**	**2.449**	0.004	5	81,193
27	**112**	Georges Desmet	BEL	MCK Racing	**5**	**1:00.695**	**2.843**	0.394	5	80,666
28	**131**	Vinn Uitslag	NLD	MKP	**5**	**1:00.791**	**2.939**	0.096	4	80,538
29	**111**	Philippe Massard	LUX	VDK Racing	**5**	**1:00.834**	**2.982**	0.043	5	80,481
30	**176**	Mees Schuld	NLD	DFK	**5**	**1:00.973**	**3.121**	0.139	5	80,298
31	**172**	Kyan Ten Have	NLD	CS Competition	**5**	**1:01.035**	**3.183**	0.062	5	80,216
32	**154**	Joshua Lauryssen	BEL	CS Competition	**4**	**1:01.380**	**3.528**	0.345	4	79,765
33	**129**	Pelle De Vries	NLD	MCK Racing	**3**	**1:02.738**	**4.886**	1.358	3	78,039
34	**107**	Rens Schaefer	NLD	DFK	**4**	**1:03.512**	**5.660**	0.774	4	77,088
35	**138**	Manoah Laurent	BEL	PJM					0	-
36	**113**	Daan Van Dam	NLD	DFK					0	-

GK4 Kart Series Round 7

X30 Junior

Genk 1,360 Km

Warm up

14.11.2026 09:40

Practice (5:00 Time) started at 9:41:07

(124) Ronan Kamphuis

Lap	Time of Day	Lap Tm	Diff	S1 Tm	S2 Tm	S3 Tm
1	9:42:26.461	**1:06.171**	+8.319	28.166	19.188	18.817
2	9:43:27.021	**1:00.560**	+2.708	24.679	17.918	17.963
3	9:44:25.995	**58.974**	+1.122	23.792	17.495	17.687
4	9:45:24.167	**58.172**	+0.320	23.477	**17.209**	17.486
5	9:46:22.019	**57.852**		**23.212**	17.213	**17.427**

(127) Conner Westerhof

Lap	Time of Day	Lap Tm	Diff	S1 Tm	S2 Tm	S3 Tm
1	9:42:42.678	**1:12.250**	+14.191	32.437	21.204	18.609
2	9:43:45.593	**1:02.915**	+4.856	25.100	19.264	18.551
3	9:44:44.826	**59.233**	+1.174	23.881	17.659	17.693
4	9:45:43.543	**58.717**	+0.658	23.578	17.580	17.559
5	9:46:41.602	**58.059**		**23.348**	**17.341**	**17.370**

(150) Bruce Ramboer

Lap	Time of Day	Lap Tm	Diff	S1 Tm	S2 Tm	S3 Tm
1	9:42:30.301	**1:09.777**	+11.426	30.782	20.133	18.862
2	9:43:31.975	**1:01.674**	+3.323	25.076	18.305	18.293
3	9:44:31.415	**59.440**	+1.089	23.913	17.769	17.758
4	9:45:31.575	**1:00.160**	+1.809	24.541	17.782	17.837
5	9:46:29.926	**58.351**		**23.509**	**17.416**	**17.426**

(140) Thijs Van Huis

Lap	Time of Day	Lap Tm	Diff	S1 Tm	S2 Tm	S3 Tm
1	9:42:32.835	**1:09.413**	+11.028	30.411	20.088	18.914
2	9:43:33.332	**1:00.497**	+2.112	24.574	17.981	17.942
3	9:44:32.363	**59.031**	+0.646	23.694	17.751	17.586
4	9:45:31.163	**58.800**	+0.415	23.507	17.708	17.585
5	9:46:29.548	**58.385**		**23.488**	**17.390**	**17.507**

(156) Joris Verkerk

Lap	Time of Day	Lap Tm	Diff	S1 Tm	S2 Tm	S3 Tm
1	9:42:25.296	**1:05.733**	+7.336	27.849	19.323	18.561
2	9:43:25.526	**1:00.230**	+1.833	24.339	17.957	17.934
3	9:44:24.604	**59.078**	+0.681	23.812	17.528	17.738
4	9:45:23.147	**58.543**	+0.146	23.499	17.463	17.581
5	9:46:21.544	**58.397**		**23.487**	**17.434**	**17.476**

(148) Milan Smulders

Lap	Time of Day	Lap Tm	Diff	S1 Tm	S2 Tm	S3 Tm
1	9:42:44.648	**1:13.807**	+15.210	32.503	21.318	19.986
2	9:43:47.549	**1:02.901**	+4.304	26.247	18.502	18.152
3	9:44:48.652	**1:01.103**	+2.506	24.559	18.376	18.168
4	9:45:48.334	**59.682**	+1.085	24.284	17.672	17.726
5	9:46:46.931	**58.597**		**23.576**	**17.472**	**17.549**

(135) Gauthier Maquet

Lap	Time of Day	Lap Tm	Diff	S1 Tm	S2 Tm	S3 Tm
1	9:42:46.118	**1:08.878**	+10.183	29.837	20.123	18.918
2	9:43:49.525	**1:03.407**	+4.712	25.638	19.287	18.482
3	9:44:50.055	**1:00.530**	+1.835	24.736	17.966	17.828
4	9:45:49.814	**59.759**	+1.064	23.729	17.969	18.061
5	9:46:48.509	**58.695**		**23.722**	**17.513**	**17.460**

(177) Louis Strouwen

Lap	Time of Day	Lap Tm	Diff	S1 Tm	S2 Tm	S3 Tm
1	9:42:38.720	**1:10.446**	+11.741	30.616	19.967	19.863
2	9:43:40.403	**1:01.683**	+2.978	25.098	18.324	18.261
3	9:44:40.401	**59.998**	+1.293	24.104	17.901	17.993
4	9:45:39.311	**58.910**	+0.205	23.785	17.508	17.617
5	9:46:38.016	**58.705**		**23.614**	**17.490**	**17.601**

(102) Lukas Pelizzari

Lap	Time of Day	Lap Tm	Diff	S1 Tm	S2 Tm	S3 Tm
1	9:42:40.143	**1:12.213**	+13.506	31.779	20.599	19.835
2	9:43:42.148	**1:02.005**	+3.298	25.053	18.583	18.369
3	9:44:41.773	**59.625**	+0.918	23.981	17.830	17.814
4	9:45:40.701	**58.928**	+0.221	**23.691**	17.577	17.660
5	9:46:39.408	**58.707**		23.741	**17.474**	**17.492**

(186) Elliot Spangtoft

Lap	Time of Day	Lap Tm	Diff	S1 Tm	S2 Tm	S3 Tm
1	9:42:37.549	**1:10.571**	+11.860	30.764	20.536	19.271
2	9:43:39.722	**1:02.173**	+3.462	25.280	18.467	18.426
3	9:44:39.627	**59.905**	+1.194	24.105	17.874	17.926
4	9:45:38.915	**59.288**	+0.577	23.807	17.672	17.809
5	9:46:37.626	**58.711**		**23.679**	**17.507**	**17.525**

(175) Jules Decoen

Lap	Time of Day	Lap Tm	Diff	S1 Tm	S2 Tm	S3 Tm
1	9:42:56.471	**1:13.975**	+15.200	31.554	21.922	20.499
2	9:44:00.217	**1:03.746**	+4.971	26.299	18.895	18.552
3	9:45:01.197	**1:00.980**	+2.205	24.476	17.852	18.652
4	9:46:01.281	**1:00.084**	+1.309	24.003	18.210	17.871
5	9:47:00.056	**58.775**		**23.644**	**17.554**	**17.577**

(145) Lionel Thorrez

Lap	Time of Day	Lap Tm	Diff	S1 Tm	S2 Tm	S3 Tm
1	9:42:40.926	**1:15.398**	+16.348	33.225	21.785	20.388
2	9:43:43.598	**1:02.672**	+3.622	25.715	18.576	18.381
3	9:44:44.203	**1:00.605**	+1.555	24.464	17.939	18.202
4	9:45:44.202	**59.999**	+0.949	23.873	18.020	18.106
5	9:46:43.252	**59.050**		**23.702**	**17.553**	**17.795**

(170) Rafi Kuiper

Lap	Time of Day	Lap Tm	Diff	S1 Tm	S2 Tm	S3 Tm
1	9:42:30.097	**1:08.859**	+9.774	29.729	20.082	19.048
2	9:43:31.541	**1:01.444**	+2.359	24.737	18.401	18.306
3	9:44:31.482	**59.941**	+0.856	24.084	17.779	18.078
4	9:45:31.717	**1:00.235**	+1.150	24.134	18.242	**17.859**
5	9:46:30.802	**59.085**		**23.717**	**17.506**	17.862

(164) Aurelien Lemaire

Lap	Time of Day	Lap Tm	Diff	S1 Tm	S2 Tm	S3 Tm
1	9:42:47.901	**1:14.966**	+15.817	32.424	21.778	20.764
2	9:43:52.029	**1:04.128**	+4.979	26.259	19.260	18.609
3	9:44:53.426	**1:01.397**	+2.248	24.707	18.580	18.110
4	9:45:53.566	**1:00.140**	+0.991	24.337	17.990	17.813
5	9:46:52.715	**59.149**		**23.891**	**17.491**	**17.767**

(114) Angelo Elabouti

Lap	Time of Day	Lap Tm	Diff	S1 Tm	S2 Tm	S3 Tm
1	9:42:45.353	**1:16.500**	+17.305	34.273	21.971	20.256
2	9:43:50.537	**1:05.184**	+5.989	26.156	19.980	19.048
3	9:44:52.503	**1:01.966**	+2.771	24.789	18.335	18.842
4	9:45:52.908	**1:00.405**	+1.210	24.400	18.205	17.800
5	9:46:52.103	**59.195**		**23.881**	**17.705**	**17.609**

(143) Arthur Vander Schelden

Lap	Time of Day	Lap Tm	Diff	S1 Tm	S2 Tm	S3 Tm
1	9:42:46.031	**1:19.396**	+20.084	37.470	22.084	19.842
2	9:43:50.760	**1:04.729**	+5.417	26.091	19.859	18.779
3	9:45:01.821	**1:11.061**	+11.749	24.693	18.411	27.957
4	9:46:05.773	**1:03.952**	+4.640	27.614	18.323	18.015
5	9:47:05.085	**59.312**		**24.061**	**17.589**	**17.662**

(117) dorian grandjean

Lap	Time of Day	Lap Tm	Diff	S1 Tm	S2 Tm	S3 Tm
1	9:42:38.365	**1:09.930**	+10.559	29.779	19.896	20.255
2	9:43:40.156	**1:01.791**	+2.420	25.073	18.369	18.349
3	9:44:40.514	**1:00.358**	+0.987	24.425	17.985	17.948
4	9:45:40.526	**1:00.012**	+0.641	24.403	17.706	17.903
5	9:46:39.897	**59.371**		**23.985**	**17.552**	**17.834**

(133) Jurre Bziuk

Lap	Time of Day	Lap Tm	Diff	S1 Tm	S2 Tm	S3 Tm
1	9:42:34.920	**1:10.362**	+10.701	30.994	19.996	19.372
2	9:43:36.835	**1:01.915**	+2.254	25.156	18.526	18.233
3	9:44:37.251	**1:00.416**	+0.755	24.374	17.956	18.086
4	9:45:37.137	**59.886**	+0.225	**24.097**	**17.659**	18.130
5	9:46:36.798	**59.661**		24.145	17.733	**17.783**

(167) Louis Longin

Lap	Time of Day	Lap Tm	Diff	S1 Tm	S2 Tm	S3 Tm
1	9:42:38.498	**1:11.720**	+11.728	31.578	20.209	19.933
2	9:43:40.752	**1:02.254**	+2.262	25.581	18.371	18.302
3	9:44:40.744	**59.992**		**23.927**	18.121	**17.944**

GK4 Kart Series Round 7

X30 Junior

Genk 1,360 Km

Warm up

14.11.2026 09:40

Practice (5:00 Time) started at 9:41:07

(179) Mathis Piessens

Lap	Time of Day	Lap Tm	Diff	S1 Tm	S2 Tm	S3 Tm
1	9:42:44.817	**1:17.249**	+17.201	34.893	22.021	20.335
2	9:43:50.212	**1:05.395**	+5.347	26.776	19.647	18.972
3	9:44:52.500	**1:02.288**	+2.240	24.944	18.254	19.090
4	9:45:53.464	**1:00.964**	+0.916	24.906	18.067	17.991
5	9:46:53.512	**1:00.048**		**24.340**	**17.878**	**17.830**

(118) Ylian Vandenberghe

Lap	Time of Day	Lap Tm	Diff	S1 Tm	S2 Tm	S3 Tm
1	9:42:42.618	**1:14.712**	+14.644	32.906	21.190	20.616
2	9:43:46.796	**1:04.178**	+4.110	26.753	18.842	18.583
3	9:44:49.093	**1:02.297**	+2.229	25.403	18.538	18.356
4	9:45:49.878	**1:00.785**	+0.717	**24.246**	18.104	18.435
5	9:46:49.946	**1:00.068**		24.393	**17.899**	**17.776**

(163) Matthis Lambrecht

Lap	Time of Day	Lap Tm	Diff	S1 Tm	S2 Tm	S3 Tm
1	9:42:55.739	**1:21.605**	+21.502	38.311	22.758	20.536
2	9:44:01.544	**1:05.805**	+5.702	27.286	19.440	19.079
3	9:45:03.597	**1:02.053**	+1.950	25.118	18.477	18.458
4	9:46:06.159	**1:02.562**	+2.459	26.037	18.302	18.223
5	9:47:06.262	**1:00.103**		**24.240**	**17.923**	**17.940**

(151) Pierre-Edouard Vynckier

Lap	Time of Day	Lap Tm	Diff	S1 Tm	S2 Tm	S3 Tm
1	9:42:42.416	**1:12.582**	+12.458	31.532	20.672	20.378
2	9:43:46.259	**1:03.843**	+3.719	25.032	19.835	18.976
3	9:44:48.717	**1:02.458**	+2.334	25.332	18.378	18.748
4	9:45:49.600	**1:00.883**	+0.759	24.547	18.089	18.247
5	9:46:49.724	**1:00.124**		**24.423**	**17.780**	**17.921**

(178) Artem Kikireshko

Lap	Time of Day	Lap Tm	Diff	S1 Tm	S2 Tm	S3 Tm
1	9:42:57.299	**1:14.329**	+14.106	31.565	22.036	20.728
2	9:44:00.544	**1:03.245**	+3.022	25.581	19.004	18.660
3	9:45:01.595	**1:01.051**	+0.828	24.504	18.097	18.450
4	9:46:01.818	**1:00.223**		**24.116**	18.054	18.053
5	9:47:02.125	**1:00.307**	+0.084	24.572	**17.844**	**17.891**

(161) Emile Schoolmeesters

Lap	Time of Day	Lap Tm	Diff	S1 Tm	S2 Tm	S3 Tm
1	9:42:47.860	**1:11.743**	+11.446	31.440	20.801	19.502
2	9:43:50.831	**1:02.971**	+2.674	25.500	19.092	18.379
3	9:44:52.718	**1:01.887**	+1.590	24.963	18.243	18.681
4	9:45:53.876	**1:01.158**	+0.861	24.792	18.407	**17.959**
5	9:46:54.173	**1:00.297**		**24.081**	**18.214**	18.002

(168) Quinn Pieper

Lap	Time of Day	Lap Tm	Diff	S1 Tm	S2 Tm	S3 Tm
1	9:42:42.539	**1:14.763**	+14.462	32.679	21.303	20.781
2	9:43:46.383	**1:03.844**	+3.543	25.928	19.149	18.767
3	9:44:49.193	**1:02.810**	+2.509	25.613	18.398	18.799
4	9:45:50.233	**1:01.040**	+0.739	**24.420**	18.675	**17.945**
5	9:46:50.534	**1:00.301**		24.463	**17.848**	17.990

(112) Georges Desmet

Lap	Time of Day	Lap Tm	Diff	S1 Tm	S2 Tm	S3 Tm
1	9:42:41.593	**1:15.466**	+14.771	33.994	21.383	20.089
2	9:43:46.126	**1:04.533**	+3.838	25.521	19.747	19.265
3	9:44:48.157	**1:02.031**	+1.336	25.137	18.298	18.596
4	9:45:49.675	**1:01.518**	+0.823	24.969	18.051	18.498
5	9:46:50.370	**1:00.695**		**24.473**	**17.982**	**18.240**

(131) Vinn Uitslag

Lap	Time of Day	Lap Tm	Diff	S1 Tm	S2 Tm	S3 Tm
1	9:42:47.445	**1:15.882**	+15.091	32.904	21.889	21.089
2	9:43:52.533	**1:05.088**	+4.297	26.396	19.611	19.081
3	9:44:54.825	**1:02.292**	+1.501	24.922	18.805	18.565
4	9:45:55.616	**1:00.791**		**24.321**	18.169	18.301
5	9:46:56.629	**1:01.013**	+0.222	24.710	**18.107**	**18.196**

(111) Philippe Massard

Lap	Time of Day	Lap Tm	Diff	S1 Tm	S2 Tm	S3 Tm
1	9:42:49.907	**1:19.277**	+18.443	34.828	23.152	21.297
2	9:43:57.332	**1:07.425**	+6.591	27.587	20.153	19.685
3	9:45:01.506	**1:04.174**	+3.340	25.972	18.946	19.256
4	9:46:03.476	**1:01.970**	+1.136	24.874	18.558	18.538
5	9:47:04.310	**1:00.834**		**24.424**	**18.173**	**18.237**

(176) Mees Schuld

Lap	Time of Day	Lap Tm	Diff	S1 Tm	S2 Tm	S3 Tm
1	9:42:39.009	**1:13.672**	+12.699	31.888	20.837	20.947
2	9:43:42.771	**1:03.762**	+2.789	25.766	19.078	18.918
3	9:44:56.443	**1:13.672**	+12.699	34.458	20.089	19.125
4	9:45:58.586	**1:02.143**	+1.170	25.343	18.264	18.536
5	9:46:59.559	**1:00.973**		**24.638**	**18.015**	**18.320**

(172) Kyan Ten Have

Lap	Time of Day	Lap Tm	Diff	S1 Tm	S2 Tm	S3 Tm
1	9:42:50.408	**1:16.003**	+14.968	33.513	22.202	20.288
2	9:43:57.263	**1:06.855**	+5.820	27.626	19.745	19.484
3	9:45:00.095	**1:02.832**	+1.797	25.158	18.930	18.744
4	9:46:01.907	**1:01.812**	+0.777	24.689	18.561	18.562
5	9:47:02.942	**1:01.035**		**24.542**	**18.289**	**18.204**

(154) Joshua Lauryssen

Lap	Time of Day	Lap Tm	Diff	S1 Tm	S2 Tm	S3 Tm
1	9:42:58.748	**1:25.535**	+24.155	41.008	23.526	21.001
2	9:44:05.991	**1:07.243**	+5.863	27.496	19.995	19.752
3	9:45:09.866	**1:03.875**	+2.495	25.543	19.286	19.046
4	9:46:11.246	**1:01.380**		**24.522**	**18.289**	**18.569**

(129) Pelle De Vries

Lap	Time of Day	Lap Tm	Diff	S1 Tm	S2 Tm	S3 Tm
1	9:42:45.893	**1:15.652**	+12.914	33.545	22.024	20.083
2	9:43:51.557	**1:05.664**	+2.926	26.562	19.914	19.188
3	9:44:54.295	**1:02.738**		25.095	**18.996**	**18.647**

(107) Rens Schaefer

Lap	Time of Day	Lap Tm	Diff	S1 Tm	S2 Tm	S3 Tm
1	9:42:59.624	**1:23.386**	+19.874	36.620	24.940	21.826
2	9:44:08.021	**1:08.397**	+4.885	28.066	20.442	19.889
3	9:45:12.893	**1:04.872**	+1.360	26.419	19.280	19.173
4	9:46:16.405	**1:03.512**		**25.739**	**19.090**	**18.683**

GK4 Kart Series Round 7

X30 Junior — **Genk 1,360 Km**

Qualifying — **14.11.2026 11:00**

Qualifying (8:00 Time) started at 10:59:51

Pos	No.	Name	NAT	Raceteam	Laps	Best Tm	Diff	Gap	In Lap	km/h
1	**124**	Ronan Kamphuis	NLD	KCR Racing Team	**8**	**56.670**			7	86,395
2	**140**	Thijs Van Huis	NLD	Fusion Motorsport Be	**8**	**56.674**	**0.004**	0.004	8	86,389
3	**150**	Bruce Ramboer	BEL	MRK	**8**	**56.819**	**0.149**	0.145	7	86,168
4	**164**	Aurelien Lemaire	BEL	Eurokarting	**8**	**56.939**	**0.269**	0.120	8	85,987
5	**102**	Lukas Pelizzari	LUX	Eurokarting	**8**	**56.952**	**0.282**	0.013	8	85,967
6	**143**	Arthur Vander Schelden	BEL	GEAR Racing	**8**	**57.139**	**0.469**	0.187	8	85,686
7	**175**	Jules Decoen	BEL	PJM	**8**	**57.143**	**0.473**	0.004	8	85,680
8	**156**	Joris Verkerk	NLD	Team Koene	**8**	**57.155**	**0.485**	0.012	8	85,662
9	**138**	Manoah Laurent	BEL	PJM	**8**	**57.214**	**0.544**	0.059	8	85,573
10	**127**	Conner Westerhof	NLD	DFK	**8**	**57.235**	**0.565**	0.021	8	85,542
11	**148**	Milan Smulders	NLD	DFK	**8**	**57.362**	**0.692**	0.127	6	85,353
12	**135**	Gauthier Maquet	BEL	MRK	**8**	**57.380**	**0.710**	0.018	7	85,326
13	**177**	Louis Strouwen	BEL	TD Racing	**8**	**57.402**	**0.732**	0.022	6	85,293
14	**179**	Mathis Piessens	BEL	Fusion Motorsport Be	**8**	**57.472**	**0.802**	0.070	8	85,189
15	**186**	Elliot Spangtoft	DNK	CV Performance Grou	**8**	**57.566**	**0.896**	0.094	7	85,050
16	**117**	dorian grandjean	BEL	Eurokarting	**8**	**57.574**	**0.904**	0.008	7	85,038
17	**113**	Daan Van Dam	NLD	DFK	**8**	**57.668**	**0.998**	0.094	8	84,900
18	**176**	Mees Schuld	NLD	DFK	**8**	**57.696**	**1.026**	0.028	8	84,859
19	**167**	Louis Longin	BEL	TD Racing	**8**	**57.736**	**1.066**	0.040	5	84,800
20	**145**	Lionel Thorrez	BEL	MCK Racing	**7**	**57.780**	**1.110**	0.044	7	84,735
21	**161**	Emile Schoolmeesters	BEL	DFK	**8**	**57.866**	**1.196**	0.086	6	84,609
22	**154**	Joshua Lauryssen	BEL	CS Competition	**8**	**57.965**	**1.295**	0.099	7	84,465
23	**112**	Georges Desmet	BEL	MCK Racing	**8**	**58.039**	**1.369**	0.074	8	84,357
24	**114**	Angelo Elabouti	BEL	SRS	**8**	**58.084**	**1.414**	0.045	7	84,292
25	**133**	Jurre Bziuk	NLD	SignMind Academy B	**8**	**58.107**	**1.437**	0.023	8	84,258
26	**170**	Rafi Kuiper	NLD	DFK	**8**	**58.120**	**1.450**	0.013	6	84,240
27	**172**	Kyan Ten Have	NLD	CS Competition	**8**	**58.129**	**1.459**	0.009	8	84,226
28	**151**	Pierre-Edouard Vynckier	BEL	MCK Racing	**8**	**58.187**	**1.517**	0.058	7	84,143
29	**168**	Quinn Pieper	NLD	MKP	**8**	**58.285**	**1.615**	0.097	8	84,001
30	**163**	Matthis Lambrecht	BEL	DFK	**8**	**58.375**	**1.705**	0.090	7	83,872
31	**107**	Rens Schaefer	NLD	DFK	**7**	**59.434**	**2.764**	1.059	7	82,377
32	**131**	Vinn Uitslag	NLD	MKP	**7**	**59.524**	**2.854**	0.090	6	82,253
33	**129**	Pelle De Vries	NLD	MCK Racing	**7**	**1:00.094**	**3.424**	0.570	5	81,472
34	**111**	Philippe Massard	LUX	VDK Racing	**3**	**1:01.544**	**4.874**	1.450	3	79,553
35	**178**	Artem Kikireshko	UKR	UN1	**3**	**1:03.042**	**6.372**	1.498	2	77,663
36	**118**	Ylian Vandenberghe	BEL	MRK	**7**	**58.188**	**1.518**	0.001	7	84,141

Announcements

These results are provisional until the conclusion of any judicial and technical matters!
#161 Deleted fastest laptime / Overtaking under yellow
#124 Deleted fastest laptime / Overtaking under yellow
#148 Deleted fastest laptime / Overtaking under yellow
#170 Deleted fastest laptime / Overtaking under yellow
#178 Deleted fastest laptime / Overtaking under yellow
#138 Deleted fastest laptime / Overtaking under yellow







GK4 Kart Series Round 7

X30 Junior — **Genk 1,360 Km**

Qualifying — **14.11.2026 11:00**

Qualifying (8:00 Time) started at 10:59:51

Pos	No.	Name	NAT	Raceteam	Laps	Best Tm	Diff	Gap	In Lap	km/h
1	**124**	Ronan Kamphuis	NLD	KCR Racing Team	**8**	**56.670**			7	86,395
2	**140**	Thijs Van Huis	NLD	Fusion Motorsport Be	**8**	**56.674**	**0.004**	0.004	8	86,389
3	**150**	Bruce Ramboer	BEL	MRK	**8**	**56.819**	**0.149**	0.145	7	86,168
4	**164**	Aurelien Lemaire	BEL	Eurokarting	**8**	**56.939**	**0.269**	0.120	8	85,987
5	**102**	Lukas Pelizzari	LUX	Eurokarting	**8**	**56.952**	**0.282**	0.013	8	85,967
6	**143**	Arthur Vander Schelden	BEL	GEAR Racing	**8**	**57.139**	**0.469**	0.187	8	85,686
7	**175**	Jules Decoen	BEL	PJM	**8**	**57.143**	**0.473**	0.004	8	85,680
8	**156**	Joris Verkerk	NLD	Team Koene	**8**	**57.155**	**0.485**	0.012	8	85,662
9	**138**	Manoah Laurent	BEL	PJM	**8**	**57.214**	**0.544**	0.059	8	85,573
10	**127**	Conner Westerhof	NLD	DFK	**8**	**57.235**	**0.565**	0.021	8	85,542
11	**148**	Milan Smulders	NLD	DFK	**8**	**57.362**	**0.692**	0.127	6	85,353
12	**135**	Gauthier Maquet	BEL	MRK	**8**	**57.380**	**0.710**	0.018	7	85,326
13	**177**	Louis Strouwen	BEL	TD Racing	**8**	**57.402**	**0.732**	0.022	6	85,293
14	**179**	Mathis Piessens	BEL	Fusion Motorsport Be	**8**	**57.472**	**0.802**	0.070	8	85,189
15	**186**	Elliot Spangtoft	DNK	CV Performance Grou	**8**	**57.566**	**0.896**	0.094	7	85,050
16	**117**	dorian grandjean	BEL	Eurokarting	**8**	**57.574**	**0.904**	0.008	7	85,038
17	**113**	Daan Van Dam	NLD	DFK	**8**	**57.668**	**0.998**	0.094	8	84,900
18	**176**	Mees Schuld	NLD	DFK	**8**	**57.696**	**1.026**	0.028	8	84,859
19	**167**	Louis Longin	BEL	TD Racing	**8**	**57.736**	**1.066**	0.040	5	84,800
20	**145**	Lionel Thorrez	BEL	MCK Racing	**7**	**57.780**	**1.110**	0.044	7	84,735
21	**161**	Emile Schoolmeesters	BEL	DFK	**8**	**57.866**	**1.196**	0.086	6	84,609
22	**154**	Joshua Lauryssen	BEL	CS Competition	**8**	**57.965**	**1.295**	0.099	7	84,465
23	**112**	Georges Desmet	BEL	MCK Racing	**8**	**58.039**	**1.369**	0.074	8	84,357
24	**114**	Angelo Elabouti	BEL	SRS	**8**	**58.084**	**1.414**	0.045	7	84,292
25	**133**	Jurre Bziuk	NLD	SignMind Academy B	**8**	**58.107**	**1.437**	0.023	8	84,258
26	**170**	Rafi Kuiper	NLD	DFK	**8**	**58.120**	**1.450**	0.013	6	84,240
27	**172**	Kyan Ten Have	NLD	CS Competition	**8**	**58.129**	**1.459**	0.009	8	84,226
28	**151**	Pierre-Edouard Vynckier	BEL	MCK Racing	**8**	**58.187**	**1.517**	0.058	7	84,143
29	**168**	Quinn Pieper	NLD	MKP	**8**	**58.285**	**1.615**	0.097	8	84,001
30	**163**	Matthis Lambrecht	BEL	DFK	**8**	**58.375**	**1.705**	0.090	7	83,872
31	**107**	Rens Schaefer	NLD	DFK	**7**	**59.434**	**2.764**	1.059	7	82,377
32	**131**	Vinn Uitslag	NLD	MKP	**7**	**59.524**	**2.854**	0.090	6	82,253
33	**129**	Pelle De Vries	NLD	MCK Racing	**7**	**1:00.094**	**3.424**	0.570	5	81,472
34	**111**	Philippe Massard	LUX	VDK Racing	**3**	**1:01.544**	**4.874**	1.450	3	79,553
35	**178**	Artem Kikireshko	UKR	UN1	**3**	**1:03.042**	**6.372**	1.498	2	77,663
36	**118**	Ylian Vandenberghe	BEL	MRK	**7**	**58.188**	**1.518**	0.001	7	84,141

#118 Placed last / Track limits

GK4 Kart Series Round 7

X30 Junior

Genk 1,360 Km

Qualifying

14.11.2026 11:00

Qualifying (8:00 Time) started at 10:59:51

(124) Ronan Kamphuis

Lap	Time of Day	Lap Tm	Diff	S1 Tm	S2 Tm	S3 Tm
1	11:01:26.218	**1:09.426**	+12.756	30.599	20.261	18.566
2	11:02:27.163	**1:00.945**	+4.275	24.954	18.052	17.939
3	11:03:25.775	**58.612**	+1.942	23.746	17.342	17.524
4	11:04:23.373	**57.598**	+0.928	23.228	17.055	17.315
5	11:05:20.790	**57.417**	+0.747	23.078	17.019	17.320
6	11:06:17.832	**57.042**	+0.372	22.869	16.957	17.216
7	11:07:14.502	**56.670**		22.769	**16.756**	17.145
8	11:08:11.144	**56.642**	-0.028	**22.733**	16.780	**17.129**

(140) Thijs Van Huis

Lap	Time of Day	Lap Tm	Diff	S1 Tm	S2 Tm	S3 Tm
1	11:01:28.539	**1:10.943**	+14.269	31.369	20.409	19.165
2	11:02:29.618	**1:01.079**	+4.405	24.801	18.121	18.157
3	11:03:28.261	**58.643**	+1.969	23.694	17.432	17.517
4	11:04:26.395	**58.134**	+1.460	23.646	17.215	17.273
5	11:05:23.685	**57.290**	+0.616	22.955	17.087	17.248
6	11:06:20.906	**57.221**	+0.547	22.987	17.012	17.222
7	11:07:17.907	**57.001**	+0.327	22.862	16.950	17.189
8	11:08:14.581	**56.674**		**22.712**	**16.861**	**17.101**

(150) Bruce Ramboer

Lap	Time of Day	Lap Tm	Diff	S1 Tm	S2 Tm	S3 Tm
1	11:01:17.171	**1:08.773**	+11.954	29.959	19.900	18.914
2	11:02:18.472	**1:01.301**	+4.482	25.206	18.063	18.032
3	11:03:17.594	**59.122**	+2.303	23.940	17.529	17.653
4	11:04:15.718	**58.124**	+1.305	23.344	17.326	17.454
5	11:05:13.331	**57.613**	+0.794	23.098	17.200	17.315
6	11:06:10.435	**57.104**	+0.285	23.000	16.998	17.106
7	11:07:07.254	**56.819**		22.920	**16.875**	**17.024**
8	11:08:04.106	**56.852**	+0.033	**22.812**	16.953	17.087

(164) Aurelien Lemaire

Lap	Time of Day	Lap Tm	Diff	S1 Tm	S2 Tm	S3 Tm
1	11:01:29.176	**1:14.076**	+17.137	33.477	20.428	20.171
2	11:02:31.024	**1:01.848**	+4.909	25.235	18.317	18.296
3	11:03:30.072	**59.048**	+2.109	23.722	17.683	17.643
4	11:04:29.304	**59.232**	+2.293	23.516	17.463	18.253
5	11:05:27.227	**57.923**	+0.984	23.234	17.305	17.384
6	11:06:24.653	**57.426**	+0.487	23.039	17.147	17.240
7	11:07:22.709	**58.056**	+1.117	22.955	17.467	17.634
8	11:08:19.648	**56.939**		**22.842**	**16.909**	**17.188**

(102) Lukas Pelizzari

Lap	Time of Day	Lap Tm	Diff	S1 Tm	S2 Tm	S3 Tm
1	11:01:20.027	**1:11.080**	+14.128	31.276	20.210	19.594
2	11:02:23.524	**1:03.497**	+6.545	26.265	18.905	18.327
3	11:03:23.485	**59.961**	+3.009	24.188	17.874	17.899
4	11:04:22.043	**58.558**	+1.606	23.499	17.446	17.613
5	11:05:19.837	**57.794**	+0.842	23.177	17.238	17.379
6	11:06:17.634	**57.797**	+0.845	23.101	17.421	17.275
7	11:07:15.273	**57.639**	+0.687	23.275	16.992	17.372
8	11:08:12.225	**56.952**		**22.793**	**16.932**	**17.227**

(143) Arthur Vander Schelden

Lap	Time of Day	Lap Tm	Diff	S1 Tm	S2 Tm	S3 Tm
1	11:01:25.477	**1:10.918**	+13.779	31.731	20.187	19.000
2	11:02:30.118	**1:04.641**	+7.502	26.620	19.186	18.835
3	11:03:29.832	**59.714**	+2.575	24.082	17.935	17.697
4	11:04:28.773	**58.941**	+1.802	23.524	17.554	17.863
5	11:05:26.903	**58.130**	+0.991	23.404	17.300	17.426
6	11:06:24.938	**58.035**	+0.896	23.538	17.163	17.334
7	11:07:22.309	**57.371**	+0.232	23.017	17.058	17.296
8	11:08:19.448	**57.139**		**22.940**	**16.974**	**17.225**

(175) Jules Decoen

Lap	Time of Day	Lap Tm	Diff	S1 Tm	S2 Tm	S3 Tm
1	11:01:41.170	**1:18.643**	+21.500	35.954	21.397	21.292
2	11:02:44.508	**1:03.338**	+6.195	26.430	18.488	18.420
3	11:03:44.837	**1:00.329**	+3.186	24.161	18.078	18.090
4	11:04:44.232	**59.395**	+2.252	24.136	17.546	17.713
5	11:05:42.246	**58.014**	+0.871	23.307	17.287	17.420
6	11:06:40.039	**57.793**	+0.650	23.207	17.129	17.457
7	11:07:37.246	**57.207**	+0.064	**23.002**	16.938	17.267
8	11:08:34.389	**57.143**		23.006	**16.924**	**17.213**

(156) Joris Verkerk

Lap	Time of Day	Lap Tm	Diff	S1 Tm	S2 Tm	S3 Tm
1	11:01:42.766	**1:24.625**	+27.470	42.236	22.183	20.206
2	11:02:44.428	**1:01.662**	+4.507	25.393	18.310	17.959
3	11:03:43.619	**59.191**	+2.036	23.907	17.618	17.666
4	11:04:42.717	**59.098**	+1.943	24.249	17.433	17.416
5	11:05:40.348	**57.631**	+0.476	23.055	17.278	17.298
6	11:06:37.605	**57.257**	+0.102	22.918	**17.125**	**17.214**
7	11:07:34.807	**57.202**	+0.047	22.835	17.140	17.227
8	11:08:31.962	**57.155**		**22.739**	17.184	17.232

(138) Manoah Laurent

Lap	Time of Day	Lap Tm	Diff	S1 Tm	S2 Tm	S3 Tm
1	11:01:41.252	**1:17.804**	+20.590	35.990	21.806	20.008
2	11:02:43.602	**1:02.350**	+5.136	25.287	18.385	18.678
3	11:03:43.251	**59.649**	+2.435	24.231	17.707	17.711
4	11:04:42.243	**58.992**	+1.778	23.963	17.459	17.570
5	11:05:40.129	**57.886**	+0.672	23.209	17.302	17.375
6	11:06:38.502	**58.373**	+1.159	23.727	17.164	17.482
7	11:07:35.598	**57.096**	-0.118	22.896	16.987	**17.213**
8	11:08:32.812	**57.214**		**22.797**	**16.980**	17.437

(127) Conner Westerhof

Lap	Time of Day	Lap Tm	Diff	S1 Tm	S2 Tm	S3 Tm
1	11:01:14.839	**1:07.920**	+10.685	29.731	19.444	18.745
2	11:02:15.882	**1:01.043**	+3.808	24.834	18.209	18.000
3	11:03:15.314	**59.432**	+2.197	23.951	17.701	17.780
4	11:04:13.643	**58.329**	+1.094	23.430	17.376	17.523
5	11:05:11.742	**58.099**	+0.864	23.264	17.367	17.468
6	11:06:09.379	**57.637**	+0.402	23.103	17.191	17.343
7	11:07:06.785	**57.406**	+0.171	23.098	17.035	**17.273**
8	11:08:04.020	**57.235**		**23.013**	**16.947**	17.275

(148) Milan Smulders

Lap	Time of Day	Lap Tm	Diff	S1 Tm	S2 Tm	S3 Tm
1	11:01:25.192	**1:12.330**	+14.968	32.281	20.472	19.577
2	11:02:29.494	**1:04.302**	+6.940	26.804	19.137	18.361
3	11:03:29.287	**59.793**	+2.431	24.368	17.764	17.661
4	11:04:28.159	**58.872**	+1.510	23.601	17.724	17.547
5	11:05:25.953	**57.794**	+0.432	23.197	17.256	17.341
6	11:06:23.315	**57.362**		23.032	17.108	17.222
7	11:07:20.292	**56.977**	-0.385	22.836	**16.933**	**17.208**
8	11:08:18.281	**57.989**	+0.627	**22.833**	17.490	17.666

(135) Gauthier Maquet

Lap	Time of Day	Lap Tm	Diff	S1 Tm	S2 Tm	S3 Tm
1	11:01:28.964	**1:11.105**	+13.725	31.286	20.467	19.352
2	11:02:29.879	**1:00.915**	+3.535	24.998	18.104	17.813
3	11:03:28.910	**59.031**	+1.651	23.825	17.606	17.600
4	11:04:27.180	**58.270**	+0.890	23.498	17.398	17.374
5	11:05:24.857	**57.677**	+0.297	23.114	17.175	17.388
6	11:06:22.277	**57.420**	+0.040	**22.996**	17.182	17.242
7	11:07:19.657	**57.380**		23.062	**16.964**	17.354
8	11:08:17.551	**57.894**	+0.514	23.206	17.451	**17.237**

(177) Louis Strouwen

Lap	Time of Day	Lap Tm	Diff	S1 Tm	S2 Tm	S3 Tm
1	11:01:27.288	**1:10.873**	+13.471	31.134	20.621	19.118
2	11:02:29.048	**1:01.760**	+4.358	24.920	18.757	18.083
3	11:03:28.159	**59.111**	+1.709	23.664	17.626	17.821
4	11:04:26.953	**58.794**	+1.392	23.944	17.394	17.456
5	11:05:24.573	**57.620**	+0.218	23.073	17.202	17.345
6	11:06:21.975	**57.402**		23.051	17.111	**17.240**
7	11:07:19.468	**57.493**	+0.091	**22.869**	**17.102**	17.522
8	11:08:17.158	**57.690**	+0.288	23.164	17.247	17.279

(179) Mathis Piessens

GK4 Kart Series Round 7

X30 Junior

Genk 1,360 Km

Qualifying

14.11.2026 11:00

Qualifying (8:00 Time) started at 10:59:51

Lap	Time of Day	Lap Tm	Diff	S1 Tm	S2 Tm	S3 Tm
1	11:01:34.129	**1:16.938**	+19.466	36.590	20.474	19.874
2	11:02:36.019	**1:01.890**	+4.418	25.443	18.376	18.071
3	11:03:35.394	**59.375**	+1.903	23.781	17.812	17.782
4	11:04:38.797	**1:03.403**	+5.931	23.499	21.397	18.507
5	11:05:39.491	**1:00.694**	+3.222	24.517	18.336	17.841
6	11:06:38.567	**59.076**	+1.604	23.510	17.717	17.849
7	11:07:36.378	**57.811**	+0.339	23.175	**17.217**	17.419
8	11:08:33.850	**57.472**		**22.951**	17.276	**17.245**

(186) Elliot Spangtoft

Lap	Time of Day	Lap Tm	Diff	S1 Tm	S2 Tm	S3 Tm
1	11:01:18.370	**1:11.312**	+13.746	31.445	20.604	19.263
2	11:02:21.714	**1:03.344**	+5.778	26.139	18.924	18.281
3	11:03:22.111	**1:00.397**	+2.831	24.496	17.905	17.996
4	11:04:21.073	**58.962**	+1.396	23.791	17.524	17.647
5	11:05:19.479	**58.406**	+0.840	23.433	17.448	17.525
6	11:06:18.225	**58.746**	+1.180	23.354	17.870	17.522
7	11:07:15.791	**57.566**		23.179	**17.023**	17.364
8	11:08:13.440	**57.649**	+0.083	**23.142**	17.146	**17.361**

(117) dorian grandjean

Lap	Time of Day	Lap Tm	Diff	S1 Tm	S2 Tm	S3 Tm
1	11:01:18.801	**1:09.547**	+11.973	30.567	19.655	19.325
2	11:02:21.252	**1:02.451**	+4.877	25.658	18.475	18.318
3	11:03:21.424	**1:00.172**	+2.598	24.303	17.900	17.969
4	11:04:20.367	**58.943**	+1.369	23.709	17.610	17.624
5	11:05:18.779	**58.412**	+0.838	23.432	17.411	17.569
6	11:06:16.668	**57.889**	+0.315	23.222	17.184	17.483
7	11:07:14.242	**57.574**		**23.086**	**17.129**	17.359
8	11:08:12.035	**57.793**	+0.219	23.378	17.151	**17.264**

(113) Daan Van Dam

Lap	Time of Day	Lap Tm	Diff	S1 Tm	S2 Tm	S3 Tm
1	11:01:30.500	**1:16.107**	+18.439	35.514	20.983	19.610
2	11:02:33.723	**1:03.223**	+5.555	25.663	18.870	18.690
3	11:03:34.727	**1:01.004**	+3.336	24.380	18.498	18.126
4	11:04:34.181	**59.454**	+1.786	23.903	17.810	17.741
5	11:05:32.984	**58.803**	+1.135	23.636	17.535	17.632
6	11:06:31.283	**58.299**	+0.631	23.417	17.359	17.523
7	11:07:29.169	**57.886**	+0.218	23.334	17.090	**17.462**
8	11:08:26.837	**57.668**		**23.105**	**17.088**	17.475

(176) Mees Schuld

Lap	Time of Day	Lap Tm	Diff	S1 Tm	S2 Tm	S3 Tm
1	11:01:43.446	**1:20.807**	+23.111	38.155	22.118	20.534
2	11:02:47.850	**1:04.404**	+6.708	26.341	19.085	18.978
3	11:03:48.488	**1:00.638**	+2.942	24.647	17.997	17.994
4	11:04:48.377	**59.889**	+2.193	24.020	18.132	17.737
5	11:05:47.978	**59.601**	+1.905	23.689	18.206	17.706
6	11:06:46.087	**58.109**	+0.413	23.476	17.189	17.444
7	11:07:44.130	**58.043**	+0.347	23.255	17.351	17.437
8	11:08:41.826	**57.696**		**23.120**	**17.168**	**17.408**

(167) Louis Longin

Lap	Time of Day	Lap Tm	Diff	S1 Tm	S2 Tm	S3 Tm
1	11:01:25.596	**1:11.557**	+13.821	31.386	20.629	19.542
2	11:02:27.786	**1:02.190**	+4.454	25.576	18.535	18.079
3	11:03:27.512	**59.726**	+1.990	23.918	17.945	17.863
4	11:04:25.698	**58.186**	+0.450	23.452	17.251	17.483
5	11:05:23.434	**57.736**		23.229	17.167	**17.340**
6	11:06:21.495	**58.061**	+0.325	23.347	17.235	17.479
7	11:07:19.414	**57.919**	+0.183	**22.983**	**17.011**	17.925
8	11:08:17.843	**58.429**	+0.693	23.522	17.458	17.449

(145) Lionel Thorrez

Lap	Time of Day	Lap Tm	Diff	S1 Tm	S2 Tm	S3 Tm
1	11:01:49.964	**1:24.819**	+27.039	38.305	24.217	22.297
2	11:03:06.060	**1:16.096**	+18.316	37.608	19.470	19.018
3	11:04:06.532	**1:00.472**	+2.692	24.519	17.921	18.032
4	11:05:06.106	**59.574**	+1.794	23.821	18.125	17.628
5	11:06:04.821	**58.715**	+0.935	23.601	17.557	17.557
6	11:07:02.871	**58.050**	+0.270	23.330	17.317	17.403
7	11:08:00.651	**57.780**		**23.173**	**17.208**	**17.399**

(161) Emile Schoolmeesters

Lap	Time of Day	Lap Tm	Diff	S1 Tm	S2 Tm	S3 Tm
1	11:01:22.527	**1:10.591**	+12.725	31.423	20.179	18.989
2	11:02:25.629	**1:03.102**	+5.236	25.676	19.055	18.371
3	11:03:25.333	**59.704**	+1.838	24.113	17.793	17.798
4	11:04:24.343	**59.010**	+1.144	23.745	17.662	17.603
5	11:05:22.679	**58.336**	+0.470	23.264	17.484	17.588
6	11:06:20.545	**57.866**		23.153	**17.212**	17.501
7	11:07:19.192	**58.647**	+0.781	23.318	17.329	18.000
8	11:08:16.931	**57.739**	-0.127	**23.097**	17.216	**17.426**

(154) Joshua Lauryssen

Lap	Time of Day	Lap Tm	Diff	S1 Tm	S2 Tm	S3 Tm
1	11:01:21.974	**1:12.130**	+14.165	31.976	20.652	19.502
2	11:02:26.592	**1:04.618**	+6.653	27.173	18.670	18.775
3	11:03:28.014	**1:01.422**	+3.457	24.816	18.429	18.177
4	11:04:28.697	**1:00.683**	+2.718	24.679	18.042	17.962
5	11:05:28.055	**59.358**	+1.393	24.092	17.635	17.631
6	11:06:26.278	**58.223**	+0.258	23.295	17.340	17.588
7	11:07:24.243	**57.965**		23.166	**17.295**	**17.504**
8	11:08:22.235	**57.992**	+0.027	**23.159**	17.311	17.522

(112) Georges Desmet

Lap	Time of Day	Lap Tm	Diff	S1 Tm	S2 Tm	S3 Tm
1	11:01:41.510	**1:21.862**	+23.823	35.362	21.203	25.297
2	11:02:45.614	**1:04.104**	+6.065	26.590	18.933	18.581
3	11:03:46.236	**1:00.622**	+2.583	24.378	17.970	18.274
4	11:04:46.079	**59.843**	+1.804	23.789	18.061	17.993
5	11:05:45.095	**59.016**	+0.977	23.667	17.766	17.583
6	11:06:44.268	**59.173**	+1.134	23.914	17.636	17.623
7	11:07:42.505	**58.237**	+0.198	23.353	17.303	17.581
8	11:08:40.544	**58.039**		**23.328**	**17.227**	**17.484**

(114) Angelo Elabouti

Lap	Time of Day	Lap Tm	Diff	S1 Tm	S2 Tm	S3 Tm
1	11:01:36.423	**1:18.013**	+19.929	36.423	21.633	19.957
2	11:02:39.020	**1:02.597**	+4.513	25.625	18.677	18.295
3	11:03:38.723	**59.703**	+1.619	24.048	17.863	17.792
4	11:04:38.618	**59.895**	+1.811	23.863	18.018	18.014
5	11:05:37.498	**58.880**	+0.796	23.703	17.626	17.551
6	11:06:36.042	**58.544**	+0.460	23.472	17.556	17.516
7	11:07:34.126	**58.084**		**23.193**	**17.446**	**17.445**
8	11:08:32.983	**58.857**	+0.773	23.245	17.783	17.829

(133) Jurre Bziuk

Lap	Time of Day	Lap Tm	Diff	S1 Tm	S2 Tm	S3 Tm
1	11:01:30.773	**1:12.178**	+14.071	31.557	20.920	19.701
2	11:02:34.075	**1:03.302**	+5.195	25.710	18.934	18.658
3	11:03:35.238	**1:01.163**	+3.056	24.665	18.276	18.222
4	11:04:36.122	**1:00.884**	+2.777	24.756	18.060	18.068
5	11:05:35.518	**59.396**	+1.289	23.727	17.781	17.888
6	11:06:34.313	**58.795**	+0.688	23.838	17.356	17.601
7	11:07:32.687	**58.374**	+0.267	23.425	17.293	17.656
8	11:08:30.794	**58.107**		**23.404**	**17.229**	**17.474**

(170) Rafi Kuiper

Lap	Time of Day	Lap Tm	Diff	S1 Tm	S2 Tm	S3 Tm
1	11:01:22.246	**1:11.865**	+13.745	31.842	20.509	19.514
2	11:02:25.950	**1:03.704**	+5.584	26.042	18.849	18.813
3	11:03:25.936	**59.986**	+1.866	24.300	17.854	17.832
4	11:04:24.723	**58.787**	+0.667	23.716	17.372	17.699
5	11:05:22.931	**58.208**	+0.088	23.375	17.352	**17.481**
6	11:06:21.051	**58.120**		23.358	17.186	17.576
7	11:07:18.974	**57.923**	-0.197	**23.186**	**17.070**	17.667
8	11:08:18.421	**59.447**	+1.327	23.557	17.964	17.926

(172) Kyan Ten Have

Lap	Time of Day	Lap Tm	Diff	S1 Tm	S2 Tm	S3 Tm
1	11:01:42.862	**1:21.997**	+23.868	38.366	23.141	20.490
2	11:02:47.769	**1:04.907**	+6.778	26.435	19.492	18.980
3	11:03:49.213	**1:01.444**	+3.315	25.022	18.257	18.165

GK4 Kart Series Round 7

X30 Junior

Genk 1,360 Km

Qualifying

14.11.2026 11:00

Qualifying (8:00 Time) started at 10:59:51

Lap	Time of Day	Lap Tm	Diff	S1 Tm	S2 Tm	S3 Tm
4	11:04:49.117	**59.904**	+1.775	23.927	18.118	17.859
5	11:05:48.368	**59.251**	+1.122	23.682	17.844	17.725
6	11:06:47.085	**58.717**	+0.588	23.607	17.517	17.593
7	11:07:45.492	**58.407**	+0.278	23.360	17.446	17.601
8	11:08:43.621	**58.129**		**23.330**	**17.268**	**17.531**

(151) Pierre-Edouard Vynckier

Lap	Time of Day	Lap Tm	Diff	S1 Tm	S2 Tm	S3 Tm
1	11:01:47.075	**1:21.365**	+23.178	35.999	24.220	21.146
2	11:02:50.817	**1:03.742**	+5.555	26.006	18.890	18.846
3	11:03:51.215	**1:00.398**	+2.211	24.413	17.832	18.153
4	11:04:51.968	**1:00.753**	+2.566	24.617	18.102	18.034
5	11:05:51.005	**59.037**	+0.850	23.717	17.544	17.776
6	11:06:49.522	**58.517**	+0.330	23.744	17.220	**17.553**
7	11:07:47.709	**58.187**		**23.556**	**17.071**	17.560
8	11:08:46.097	**58.388**	+0.201	23.595	17.166	17.627

(168) Quinn Pieper

Lap	Time of Day	Lap Tm	Diff	S1 Tm	S2 Tm	S3 Tm
1	11:01:39.961	**1:18.200**	+19.915	36.306	21.270	20.624
2	11:02:44.267	**1:04.306**	+6.021	26.470	19.095	18.741
3	11:03:45.560	**1:01.293**	+3.008	24.977	18.071	18.245
4	11:04:45.289	**59.729**	+1.444	24.135	17.691	17.903
5	11:05:44.843	**59.554**	+1.269	23.994	17.784	17.776
6	11:06:44.574	**59.731**	+1.446	24.308	17.566	17.857
7	11:07:43.072	**58.498**	+0.213	23.500	17.406	17.592
8	11:08:41.357	**58.285**		**23.318**	**17.402**	**17.565**

(163) Matthis Lambrecht

Lap	Time of Day	Lap Tm	Diff	S1 Tm	S2 Tm	S3 Tm
1	11:01:29.815	**1:18.129**	+19.754	35.728	22.465	19.936
2	11:02:33.973	**1:04.158**	+5.783	25.889	19.568	18.701
3	11:03:35.045	**1:01.072**	+2.697	24.404	18.501	18.167
4	11:04:38.283	**1:03.238**	+4.863	25.067	19.914	18.257
5	11:05:38.604	**1:00.321**	+1.946	24.409	17.908	18.004
6	11:06:37.030	**58.426**	+0.051	23.552	**17.299**	17.575
7	11:07:35.405	**58.375**		**23.233**	17.580	17.562
8	11:08:34.167	**58.762**	+0.387	23.673	17.675	**17.414**

(107) Rens Schaefer

Lap	Time of Day	Lap Tm	Diff	S1 Tm	S2 Tm	S3 Tm
1	11:01:46.022	**1:30.709**	+31.275	39.989	22.696	28.024
2	11:02:53.938	**1:07.916**	+8.482	29.276	19.393	19.247
3	11:03:56.076	**1:02.138**	+2.704	24.937	18.479	18.722
4	11:04:57.044	**1:00.968**	+1.534	24.451	18.377	18.140
5	11:05:57.914	**1:00.870**	+1.436	24.712	18.017	18.141
6	11:06:58.001	**1:00.087**	+0.653	24.158	17.899	18.030
7	11:07:57.435	**59.434**		**23.839**	**17.666**	**17.929**

(131) Vinn Uitslag

Lap	Time of Day	Lap Tm	Diff	S1 Tm	S2 Tm	S3 Tm
1	11:01:45.972	**1:23.113**	+23.589	37.086	25.258	20.769
2	11:02:52.954	**1:06.982**	+7.458	28.375	19.649	18.958
3	11:03:54.781	**1:01.827**	+2.303	25.085	18.506	18.236
4	11:04:55.894	**1:01.113**	+1.589	24.276	18.515	18.322
5	11:05:56.038	**1:00.144**	+0.620	24.229	17.957	17.958
6	11:06:55.562	**59.524**		23.978	**17.653**	**17.893**
7	11:07:55.465	**59.903**	+0.379	**23.713**	17.805	18.385

(129) Pelle De Vries

Lap	Time of Day	Lap Tm	Diff	S1 Tm	S2 Tm	S3 Tm
1	11:01:43.111	**1:20.764**	+20.670	37.432	22.976	20.356
2	11:02:48.737	**1:05.626**	+5.532	27.467	19.359	18.800
3	11:03:50.800	**1:02.063**	+1.969	24.907	18.286	18.870
4	11:04:52.571	**1:01.771**	+1.677	25.112	18.461	18.198
5	11:05:52.665	**1:00.094**		24.090	17.966	**18.038**
6	11:06:52.868	**1:00.203**	+0.109	**23.794**	**17.809**	18.600
7	11:07:55.575	**1:02.707**	+2.613	25.602	18.534	18.571

(111) Philippe Massard

Lap	Time of Day	Lap Tm	Diff	S1 Tm	S2 Tm	S3 Tm
1	11:01:38.908	**1:20.014**	+18.470	37.042	22.067	20.905
2	11:02:43.704	**1:04.796**	+3.252	26.397	19.405	18.994
3	11:03:45.248	**1:01.544**		24.791	**18.384**	**18.369**

(178) Artem Kikireshko

Lap	Time of Day	Lap Tm	Diff	S1 Tm	S2 Tm	S3 Tm
1	11:01:39.332	**1:20.760**	+17.718	38.024	21.808	20.928
2	11:02:42.374	**1:03.042**		25.742	18.928	18.372
3	11:03:42.743	**1:00.369**	-2.673	**24.372**	**17.828**	**18.169**

(118) Ylian Vandenberghe

Lap	Time of Day	Lap Tm	Diff	S1 Tm	S2 Tm	S3 Tm
1	11:01:28.361	**1:13.806**	+15.618	32.554	21.244	20.008
2	11:02:56.979	**1:28.618**	+30.430	49.614	20.052	18.952
3	11:03:58.032	**1:01.053**	+2.865	24.676	18.186	18.191
4	11:04:57.510	**59.478**	+1.290	23.883	17.894	17.701
5	11:05:56.203	**58.693**	+0.505	23.590	17.486	17.617
6	11:06:54.737	**58.534**	+0.346	23.647	17.317	17.570
7	11:07:52.925	**58.188**		**23.391**	**17.268**	**17.529**

GK4 Kart Series Round 7

X30 Junior — **Genk 1,360 Km**

Heat 1 — **14.11.2026 12:50**

Race (8:00 and 2 Laps)

14	172		151	
		27		28
13	133		170	
		25		26
12	112		114	
		23		24
11	161		154	
		21		22
10	167		145	
		19		20
9	113		176	
		17		18
8	186		117	
		15		16
7	177		179	
		13		14
6	148		135	
		11		12
5	138		127	
		9		10
4	175		156	
		7		8
3	102		143	
		5		6
2	150		164	
		3		4
1	124		140	
		1		2

POLE POSITION

GK4 Kart Series Round 7

X30 Junior — **Genk 1,360 Km**

Heat 1 — **14.11.2026 12:50**

Race (8:00 and 2 Laps)

18	178	35	118	36
17	129	33	111	34
16	107	31	131	32
15	168	29	163	30

GK4 Kart Series Round 7

X30 Junior — **Genk 1,360 Km**

Heat 1 — **14.11.2026 12:50**

Race (8:00 and 2 Laps) started at 12:52:48

Pos	No.	Name	NAT	Chassis	Raceteam	Laps	Total Tm	Diff	Best Tm	Points	Penalty
1	124	**Ronan Kamphuis**	NLD		KCR Racing Team	11	10:34.252		56.997	0	
2	102	**Lukas Pelizzari**	LUX		Eurokarting	11	10:38.872	4.620	57.359	2	
3	148	**Milan Smulders**	NLD		DFK	11	10:39.040	4.788	57.235	3	
4	140	**Thijs Van Huis**	NLD		Fusion Motorspor	11	10:39.104	4.852	56.695	4	
5	150	**Bruce Ramboer**	BEL		MRK	11	10:39.105	4.853	57.167	5	
6	143	**Arthur Vander Schelden**	BEL		GEAR Racing	11	10:41.443	7.191	57.458	6	
7	164	**Aurelien Lemaire**	BEL		Eurokarting	11	10:44.923	10.671	57.319	7	
8	186	**Elliot Spangtoft**	DNK		CV Performance (	11	10:44.969	10.717	57.776	8	
9	175	**Jules Decoen**	BEL		PJM	11	10:45.657	11.405	57.440	9	
10	156	**Joris Verkerk**	NLD		Team Koene	11	10:46.419	12.167	57.140	10	
11	117	**dorian grandjean**	BEL		Eurokarting	11	10:46.849	12.597	57.280	11	
12	179	**Mathis Piessens**	BEL		Fusion Motorspor	11	10:47.642	13.390	57.402	12	
13	177	**Louis Strouwen**	BEL		TD Racing	11	10:47.652	13.400	57.536	13	
14	138	**Manoah Laurent**	BEL		PJM	11	10:48.366	14.114	57.317	14	
15	154	**Joshua Lauryssen**	BEL		CS Competition	11	10:49.754	15.502	57.622	15	
16	167	**Louis Longin**	BEL		TD Racing	11	10:49.814	15.562	57.412	16	
17	172	**Kyan Ten Have**	NLD		CS Competition	11	10:56.614	22.362	57.969	17	
18	118	**Ylian Vandenberghe**	BEL		MRK	11	10:57.201	22.949	57.600	18	
19	127	**Conner Westerhof**	NLD		DFK	11	10:57.550	23.298	57.237	19	3 sec
20	112	**Georges Desmet**	BEL		MCK Racing	11	10:59.300	25.048	57.825	20	
21	178	**Artem Kikireshko**	UKR		UN1	11	11:00.166	25.914	57.945	21	
22	151	**Pierre-Edouard Vynckier**	BEL		MCK Racing	11	11:00.902	26.650	58.221	22	
23	133	**Jurre Bziuk**	NLD		SignMind Acaden	11	11:01.137	26.885	58.195	23	
24	113	**Daan Van Dam**	NLD		DFK	11	11:01.254	27.002	57.687	24	8 sec
25	176	**Mees Schuld**	NLD		DFK	11	11:01.883	27.631	58.558	25	
26	114	**Angelo Elabouti**	BEL		SRS	11	11:02.057	27.805	58.205	26	
27	145	**Lionel Thorrez**	BEL		MCK Racing	11	11:02.281	28.029	58.096	27	
28	111	**Philippe Massard**	LUX		VDK Racing	11	11:03.162	28.910	58.255	28	
29	163	**Matthis Lambrecht**	BEL		DFK	11	11:03.900	29.648	57.825	29	
30	168	**Quinn Pieper**	NLD		MKP	11	11:04.179	29.927	58.269	30	
31	131	**Vinn Uitslag**	NLD		MKP	11	11:05.840	31.588	58.413	31	
32	129	**Pelle De Vries**	NLD		MCK Racing	11	11:06.651	32.399	58.752	32	
33	107	**Rens Schaefer**	NLD		DFK	10	10:32.543	1 Lap	1:00.138	33	3 sec
34	161	**Emile Schoolmeesters**	BEL		DFK	3	3:06.930	8 Laps	58.910	34	
35	135	**Gauthier Maquet**	BEL		MRK		0.806	11 Laps		35	
36	170	**Rafi Kuiper**	NLD		DFK	11	10:56.326	22.074	57.958	36	3 sec

Announcements

These results are provisional until the conclusion of any judicial and technical matters!
#113 Time penalty 5 sec. / Pushing
#107, 113, 127, 170 time penalty 3 sec. (front fairing)
#170 Placed last / attempted to reposition the front bumper

Margin of Victory	km/h	Best Lap Tm	km/h	Best Lap by
4.620	84,913	56.695	86,357	140 - Thijs Van Huis

Official Timekeeping camp-company.de — **Orbits**

Timekeeping G. Kristensen:

Clerk of the course J. Van Walsum:

Chief Scrutineer Fons van Dun:

Printed: 14.11.2026 13:37:57

posted at: h

GK4 Kart Series Round 7

X30 Junior

Genk 1,360 Km

Heat 1

14.11.2026 12:50

Race (8:00 and 2 Laps) started at 12:52:48

(124) Ronan Kamphuis

Lap	Time of Day	Lap Tm	Diff	S1 Tm	S2 Tm	S3 Tm
1	12:53:47.997	**59.604**	+2.607	24.484	17.488	17.632
2	12:54:46.512	**58.515**	+1.518	23.506	17.358	17.651
3	12:55:44.485	**57.973**	+0.976	23.357	17.143	17.473
4	12:56:42.107	**57.622**	+0.625	23.230	17.021	17.371
5	12:57:39.499	**57.392**	+0.395	23.048	16.961	17.383
6	12:58:36.772	**57.273**	+0.276	22.984	16.970	17.319
7	12:59:34.055	**57.283**	+0.286	23.047	16.900	17.336
8	13:00:31.052	**56.997**		22.913	**16.840**	**17.244**
9	13:01:28.224	**57.172**	+0.175	**22.887**	16.982	17.303
10	13:02:25.377	**57.153**	+0.156	22.896	16.954	17.303
11	13:03:22.645	**57.268**	+0.271	22.948	16.970	17.350

(102) Lukas Pelizzari

Lap	Time of Day	Lap Tm	Diff	S1 Tm	S2 Tm	S3 Tm
1	12:53:48.903	**1:00.344**	+2.985	24.789	17.777	17.778
2	12:54:47.409	**58.506**	+1.147	23.435	17.543	17.528
3	12:55:45.624	**58.215**	+0.856	23.303	17.369	17.543
4	12:56:43.428	**57.804**	+0.445	23.163	17.271	17.370
5	12:57:40.940	**57.512**	+0.153	23.045	17.108	17.359
6	12:58:38.494	**57.554**	+0.195	22.978	17.174	17.402
7	12:59:35.853	**57.359**		22.972	17.098	**17.289**
8	13:00:33.245	**57.392**	+0.033	**22.954**	17.091	17.347
9	13:01:30.652	**57.407**	+0.048	22.971	**17.064**	17.372
10	13:02:28.106	**57.454**	+0.095	22.959	17.121	17.374
11	13:03:27.265	**59.159**	+1.800	23.193	17.883	18.083

(148) Milan Smulders

Lap	Time of Day	Lap Tm	Diff	S1 Tm	S2 Tm	S3 Tm
1	12:53:49.640	**1:00.793**	+3.558	25.114	17.942	17.737
2	12:54:48.086	**58.446**	+1.211	23.558	17.302	17.586
3	12:55:45.987	**57.901**	+0.666	23.260	17.139	17.502
4	12:56:43.732	**57.745**	+0.510	23.197	17.197	17.351
5	12:57:41.445	**57.713**	+0.478	23.143	17.151	17.419
6	12:58:39.010	**57.565**	+0.330	23.108	17.073	17.384
7	12:59:36.478	**57.468**	+0.233	23.133	17.028	17.307
8	13:00:33.812	**57.334**	+0.099	23.030	17.004	17.300
9	13:01:31.170	**57.358**	+0.123	23.044	**16.960**	17.354
10	13:02:28.405	**57.235**		**22.938**	17.014	**17.283**
11	13:03:27.433	**59.028**	+1.793	22.969	17.930	18.129

(140) Thijs Van Huis

Lap	Time of Day	Lap Tm	Diff	S1 Tm	S2 Tm	S3 Tm
1	12:53:51.603	**1:02.856**	+6.161	26.425	18.253	18.178
2	12:54:51.516	**59.913**	+3.218	24.747	17.631	17.535
3	12:55:49.291	**57.775**	+1.080	23.259	17.219	17.297
4	12:56:46.960	**57.669**	+0.974	23.081	17.273	17.315
5	12:57:44.321	**57.361**	+0.666	22.861	17.099	17.401
6	12:58:41.492	**57.171**	+0.476	22.886	17.047	17.238
7	12:59:38.376	**56.884**	+0.189	22.815	16.925	17.144
8	13:00:35.304	**56.928**	+0.233	22.788	16.912	17.228
9	13:01:31.999	**56.695**		**22.659**	**16.861**	17.175
10	13:02:28.790	**56.791**	+0.096	22.778	16.881	**17.132**
11	13:03:27.497	**58.707**	+2.012	22.811	17.834	18.062

(150) Bruce Ramboer

Lap	Time of Day	Lap Tm	Diff	S1 Tm	S2 Tm	S3 Tm
1	12:53:51.048	**1:02.571**	+5.404	25.585	18.590	18.396
2	12:54:50.115	**59.067**	+1.900	24.064	17.408	17.595
3	12:55:48.175	**58.060**	+0.893	23.388	17.232	17.440
4	12:56:45.814	**57.639**	+0.472	23.195	17.099	17.345
5	12:57:43.241	**57.427**	+0.260	23.049	17.076	17.302
6	12:58:40.708	**57.467**	+0.300	23.131	17.033	17.303
7	12:59:37.921	**57.213**	+0.046	22.969	16.994	17.250
8	13:00:35.137	**57.216**	+0.049	22.995	17.014	17.207
9	13:01:32.365	**57.228**	+0.061	23.084	**16.956**	**17.188**
10	13:02:29.532	**57.167**		**22.901**	17.046	17.220
11	13:03:27.498	**57.966**	+0.799	22.936	17.158	17.872

(143) Arthur Vander Schelden

Lap	Time of Day	Lap Tm	Diff	S1 Tm	S2 Tm	S3 Tm
1	12:53:52.235	**1:03.301**	+5.843	26.968	18.600	17.733
2	12:54:51.137	**58.902**	+1.444	23.877	17.459	17.566
3	12:55:49.110	**57.973**	+0.515	23.278	17.324	17.371
4	12:56:47.192	**58.082**	+0.624	23.311	17.395	17.376
5	12:57:44.697	**57.505**	+0.047	23.055	17.139	17.311
6	12:58:42.199	**57.502**	+0.044	23.084	17.089	17.329
7	12:59:39.695	**57.496**	+0.038	23.083	17.118	**17.295**
8	13:00:37.194	**57.499**	+0.041	**22.990**	17.169	17.340
9	13:01:34.652	**57.458**		23.021	17.057	17.380
10	13:02:32.135	**57.483**	+0.025	23.015	**17.039**	17.429
11	13:03:29.836	**57.701**	+0.243	23.095	17.251	17.355

(164) Aurelien Lemaire

Lap	Time of Day	Lap Tm	Diff	S1 Tm	S2 Tm	S3 Tm
1	12:53:51.725	**1:02.885**	+5.566	26.591	18.178	18.116
2	12:54:52.456	**1:00.731**	+3.412	25.083	17.926	17.722
3	12:55:50.278	**57.822**	+0.503	23.256	17.259	17.307
4	12:56:47.684	**57.406**	+0.087	23.049	17.095	17.262
5	12:57:45.823	**58.139**	+0.820	22.941	17.877	17.321
6	12:58:43.142	**57.319**		23.021	17.053	**17.245**
7	12:59:40.504	**57.362**	+0.043	23.005	**17.036**	17.321
8	13:00:38.006	**57.502**	+0.183	**22.833**	17.212	17.457
9	13:01:36.646	**58.640**	+1.321	23.336	17.607	17.697
10	13:02:34.636	**57.990**	+0.671	23.182	17.308	17.500
11	13:03:33.316	**58.680**	+1.361	23.347	17.550	17.783

(186) Elliot Spangtoft

Lap	Time of Day	Lap Tm	Diff	S1 Tm	S2 Tm	S3 Tm
1	12:53:51.518	**1:02.394**	+4.618	25.494	18.528	18.372
2	12:54:50.421	**58.903**	+1.127	23.851	17.452	17.600
3	12:55:48.598	**58.177**	+0.401	23.353	17.318	17.506
4	12:56:46.451	**57.853**	+0.077	23.231	17.204	**17.418**
5	12:57:44.227	**57.776**		23.165	**17.154**	17.457
6	12:58:42.104	**57.877**	+0.101	23.256	17.194	17.427
7	12:59:40.055	**57.951**	+0.175	23.312	17.196	17.443
8	13:00:37.934	**57.879**	+0.103	**23.074**	17.280	17.525
9	13:01:36.388	**58.454**	+0.678	23.319	17.527	17.608
10	13:02:34.576	**58.188**	+0.412	23.303	17.321	17.564
11	13:03:33.362	**58.786**	+1.010	23.325	17.562	17.899

(175) Jules Decoen

Lap	Time of Day	Lap Tm	Diff	S1 Tm	S2 Tm	S3 Tm
1	12:53:51.046	**1:02.366**	+4.926	25.753	18.357	18.256
2	12:54:51.028	**59.982**	+2.542	24.725	17.576	17.681
3	12:55:49.712	**58.684**	+1.244	23.832	17.345	17.507
4	12:56:47.453	**57.741**	+0.301	23.262	17.080	17.399
5	12:57:45.748	**58.295**	+0.855	23.088	17.735	17.472
6	12:58:44.167	**58.419**	+0.979	23.253	17.386	17.780
7	12:59:42.904	**58.737**	+1.297	23.651	17.613	17.473
8	13:00:40.344	**57.440**		23.131	**16.991**	**17.318**
9	13:01:38.360	**58.016**	+0.576	**23.003**	17.055	17.958
10	13:02:36.320	**57.960**	+0.520	23.207	17.154	17.599
11	13:03:34.050	**57.730**	+0.290	23.224	17.063	17.443

(156) Joris Verkerk

Lap	Time of Day	Lap Tm	Diff	S1 Tm	S2 Tm	S3 Tm
1	12:53:51.533	**1:02.509**	+5.369	25.936	18.375	18.198
2	12:54:54.036	**1:02.503**	+5.363	25.104	18.370	19.029
3	12:55:52.717	**58.681**	+1.541	23.746	17.478	17.457
4	12:56:50.426	**57.709**	+0.569	23.191	17.080	17.438
5	12:57:47.968	**57.542**	+0.402	23.005	17.194	17.343
6	12:58:45.158	**57.190**	+0.050	22.879	17.039	**17.272**
7	12:59:43.644	**58.486**	+1.346	23.022	17.884	17.580
8	13:00:40.784	**57.140**		22.883	**16.932**	17.325
9	13:01:38.285	**57.501**	+0.361	**22.772**	16.933	17.796
10	13:02:37.290	**59.005**	+1.865	23.494	17.599	17.912
11	13:03:34.812	**57.522**	+0.382	23.041	17.131	17.350

(117) dorian grandjean

GK4 Kart Series Round 7

X30 Junior

Genk 1,360 Km

Heat 1

14.11.2026 12:50

Race (8:00 and 2 Laps) started at 12:52:48

Lap	Time of Day	Lap Tm	Diff	S1 Tm	S2 Tm	S3 Tm
1	12:53:51.947	**1:02.548**	+5.268	26.416	18.358	17.774
2	12:54:52.103	**1:00.156**	+2.876	24.499	17.914	17.743
3	12:55:50.183	**58.080**	+0.800	23.386	17.276	17.418
4	12:56:48.168	**57.985**	+0.705	23.333	17.259	17.393
5	12:57:45.983	**57.815**	+0.535	22.986	17.424	17.405
6	12:58:43.976	**57.993**	+0.713	23.159	17.158	17.676
7	12:59:41.343	**57.367**	+0.087	22.964	17.036	17.367
8	13:00:38.623	**57.280**		23.029	**16.948**	**17.303**
9	13:01:36.842	**58.219**	+0.939	**22.847**	17.550	17.822
10	13:02:36.286	**59.444**	+2.164	23.628	17.480	18.336
11	13:03:35.242	**58.956**	+1.676	23.727	17.712	17.517

(179) Mathis Piessens

Lap	Time of Day	Lap Tm	Diff	S1 Tm	S2 Tm	S3 Tm
1	12:53:54.774	**1:05.452**	+8.050	27.598	19.308	18.546
2	12:54:54.610	**59.836**	+2.434	23.908	17.844	18.084
3	12:55:54.226	**59.616**	+2.214	24.019	17.995	17.602
4	12:56:52.242	**58.016**	+0.614	23.299	17.255	17.462
5	12:57:50.095	**57.853**	+0.451	23.088	17.216	17.549
6	12:58:47.741	**57.646**	+0.244	23.129	17.124	17.393
7	12:59:45.366	**57.625**	+0.223	23.070	17.159	17.396
8	13:00:42.910	**57.544**	+0.142	23.014	17.175	17.355
9	13:01:40.336	**57.426**	+0.024	**22.945**	**17.102**	17.379
10	13:02:37.738	**57.402**		22.964	17.171	**17.267**
11	13:03:36.035	**58.297**	+0.895	23.078	17.242	17.977

(177) Louis Strouwen

Lap	Time of Day	Lap Tm	Diff	S1 Tm	S2 Tm	S3 Tm
1	12:53:51.150	**1:02.219**	+4.683	25.342	18.303	18.574
2	12:54:53.262	**1:02.112**	+4.576	26.218	17.825	18.069
3	12:55:51.485	**58.223**	+0.687	23.343	17.384	17.496
4	12:56:49.180	**57.695**	+0.159	23.163	17.180	**17.352**
5	12:57:46.819	**57.639**	+0.103	23.075	**17.111**	17.453
6	12:58:44.355	**57.536**		**23.003**	17.179	17.354
7	12:59:44.320	**59.965**	+2.429	23.405	18.719	17.841
8	13:00:42.065	**57.745**	+0.209	23.134	17.200	17.411
9	13:01:39.731	**57.666**	+0.130	23.096	17.198	17.372
10	13:02:37.373	**57.642**	+0.106	23.034	17.167	17.441
11	13:03:36.045	**58.672**	+1.136	23.156	17.458	18.058

(138) Manoah Laurent

Lap	Time of Day	Lap Tm	Diff	S1 Tm	S2 Tm	S3 Tm
1	12:53:51.174	**1:02.409**	+5.092	26.080	18.212	18.117
2	12:54:53.971	**1:02.797**	+5.480	26.755	17.782	18.260
3	12:55:52.477	**58.506**	+1.189	23.575	17.402	17.529
4	12:56:50.190	**57.713**	+0.396	23.085	17.235	17.393
5	12:57:47.634	**57.444**	+0.127	23.041	17.072	17.331
6	12:58:44.990	**57.356**	+0.039	**22.962**	17.100	**17.294**
7	12:59:43.744	**58.754**	+1.437	22.973	18.016	17.765
8	13:00:41.159	**57.415**	+0.098	23.033	17.058	17.324
9	13:01:38.476	**57.317**		22.966	**17.049**	17.302
10	13:02:38.503	**1:00.027**	+2.710	23.233	17.594	19.200
11	13:03:36.759	**58.256**	+0.939	23.454	17.319	17.483

(154) Joshua Lauryssen

Lap	Time of Day	Lap Tm	Diff	S1 Tm	S2 Tm	S3 Tm
1	12:53:54.960	**1:05.248**	+7.626	27.037	18.833	19.378
2	12:54:55.100	**1:00.140**	+2.518	24.128	18.182	17.830
3	12:55:54.792	**59.692**	+2.070	23.635	18.269	17.788
4	12:56:53.091	**58.299**	+0.677	23.395	17.462	17.442
5	12:57:51.165	**58.074**	+0.452	23.121	17.525	17.428
6	12:58:49.092	**57.927**	+0.305	23.178	17.318	17.431
7	12:59:47.056	**57.964**	+0.342	23.157	17.344	17.463
8	13:00:44.695	**57.639**	+0.017	23.118	**17.158**	17.363
9	13:01:42.408	**57.713**	+0.091	23.057	17.287	17.369
10	13:02:40.030	**57.622**		**23.024**	17.258	**17.340**
11	13:03:38.147	**58.117**	+0.495	23.110	17.407	17.600

(167) Louis Longin

Lap	Time of Day	Lap Tm	Diff	S1 Tm	S2 Tm	S3 Tm
1	12:53:55.300	**1:05.930**	+8.518	26.951	19.170	19.809
2	12:54:56.478	**1:01.178**	+3.766	24.175	18.379	18.624
3	12:55:55.491	**59.013**	+1.601	23.770	17.601	17.642
4	12:56:54.309	**58.818**	+1.406	23.925	17.307	17.586
5	12:57:52.099	**57.790**	+0.378	23.214	17.092	17.484
6	12:58:50.094	**57.995**	+0.583	23.275	17.208	17.512
7	12:59:47.830	**57.736**	+0.324	23.164	17.144	17.428
8	13:00:45.441	**57.611**	+0.199	23.182	17.041	**17.388**
9	13:01:43.045	**57.604**	+0.192	23.092	17.044	17.468
10	13:02:40.457	**57.412**		**23.024**	**16.993**	17.395
11	13:03:38.207	**57.750**	+0.338	23.048	17.217	17.485

(172) Kyan Ten Have

Lap	Time of Day	Lap Tm	Diff	S1 Tm	S2 Tm	S3 Tm
1	12:53:54.877	**1:04.893**	+6.924	26.997	19.399	18.497
2	12:54:54.709	**59.832**	+1.863	23.956	17.841	18.035
3	12:55:55.418	**1:00.709**	+2.740	23.846	18.592	18.271
4	12:56:55.384	**59.966**	+1.997	24.104	17.591	18.271
5	12:57:54.091	**58.707**	+0.738	23.517	17.602	17.588
6	12:58:52.770	**58.679**	+0.710	23.529	17.330	17.820
7	12:59:51.953	**59.183**	+1.214	23.577	18.038	17.568
8	13:00:50.351	**58.398**	+0.429	23.551	17.335	17.512
9	13:01:48.718	**58.367**	+0.398	23.548	**17.250**	17.569
10	13:02:46.687	**57.969**		**23.212**	17.256	**17.501**
11	13:03:45.007	**58.320**	+0.351	23.359	17.376	17.585

(118) Ylian Vandenberghe

Lap	Time of Day	Lap Tm	Diff	S1 Tm	S2 Tm	S3 Tm
1	12:53:57.825	**1:07.143**	+9.543	27.820	20.161	19.162
2	12:54:58.949	**1:01.124**	+3.524	24.637	18.288	18.199
3	12:55:58.398	**59.449**	+1.849	23.897	17.802	17.750
4	12:56:58.101	**59.703**	+2.103	24.371	17.742	17.590
5	12:57:56.653	**58.552**	+0.952	23.340	17.659	17.553
6	12:58:55.564	**58.911**	+1.311	23.657	17.737	17.517
7	12:59:53.597	**58.033**	+0.433	23.275	17.293	17.465
8	13:00:52.038	**58.441**	+0.841	23.177	17.660	17.604
9	13:01:50.094	**58.056**	+0.456	23.375	17.183	17.498
10	13:02:47.994	**57.900**	+0.300	23.245	17.119	17.536
11	13:03:45.594	**57.600**		**23.120**	**17.094**	**17.386**

(127) Conner Westerhof

Lap	Time of Day	Lap Tm	Diff	S1 Tm	S2 Tm	S3 Tm
1	12:53:53.214	**1:04.109**	+6.872	26.905	19.233	17.971
2	12:54:53.028	**59.814**	+2.577	24.064	17.827	17.923
3	12:55:51.123	**58.095**	+0.858	23.294	17.339	17.462
4	12:56:48.842	**57.719**	+0.482	23.124	17.246	17.349
5	12:57:46.333	**57.491**	+0.254	23.019	17.145	17.327
6	12:58:44.301	**57.968**	+0.731	22.996	17.187	17.785
7	12:59:41.794	**57.493**	+0.256	23.065	**17.054**	17.374
8	13:00:39.031	**57.237**		**22.831**	17.087	**17.319**
9	13:01:36.937	**57.906**	+0.669	22.921	17.215	17.770
10	13:02:39.843	**1:02.906**	+5.669	23.579	17.574	21.753
11	13:03:42.943	**1:03.100**	+5.863	25.543	18.893	18.664

(112) Georges Desmet

Lap	Time of Day	Lap Tm	Diff	S1 Tm	S2 Tm	S3 Tm
1	12:53:55.705	**1:06.031**	+8.206	27.387	19.464	19.180
2	12:54:57.183	**1:01.478**	+3.653	24.278	17.852	19.348
3	12:55:57.891	**1:00.708**	+2.883	24.310	17.726	18.672
4	12:56:57.860	**59.969**	+2.144	24.168	18.001	17.800
5	12:57:56.507	**58.647**	+0.822	23.376	17.675	17.596
6	12:58:54.533	**58.026**	+0.201	23.305	17.193	17.528
7	12:59:52.723	**58.190**	+0.365	23.393	17.186	17.611
8	13:00:51.943	**59.220**	+1.395	23.625	17.550	18.045
9	13:01:51.388	**59.445**	+1.620	24.242	17.425	17.778
10	13:02:49.868	**58.480**	+0.655	23.523	17.327	17.630
11	13:03:47.693	**57.825**		**23.227**	**17.123**	**17.475**

(178) Artem Kikireshko

Lap	Time of Day	Lap Tm	Diff	S1 Tm	S2 Tm	S3 Tm
1	12:53:56.526	**1:05.742**	+7.797	27.050	19.680	19.012
2	12:54:57.246	**1:00.720**	+2.775	24.757	18.079	17.884

GK4 Kart Series Round 7

X30 Junior

Genk 1,360 Km

Heat 1

14.11.2026 12:50

Race (8:00 and 2 Laps) started at 12:52:48

Lap	Time of Day	Lap Tm	Diff	S1 Tm	S2 Tm	S3 Tm
3	12:55:56.241	**58.995**	+1.050	23.824	17.588	17.583
4	12:56:55.755	**59.514**	+1.569	23.477	18.196	17.841
5	12:57:54.449	**58.694**	+0.749	23.447	17.692	17.555
6	12:58:52.950	**58.501**	+0.556	23.689	17.299	17.513
7	12:59:51.759	**58.809**	+0.864	23.497	17.456	17.856
8	13:00:51.974	**1:00.215**	+2.270	24.529	17.377	18.309
9	13:01:51.406	**59.432**	+1.487	23.983	17.825	17.624
10	13:02:50.614	**59.208**	+1.263	24.011	17.732	**17.465**
11	13:03:48.559	**57.945**		**23.162**	**17.262**	17.521

(151) Pierre-Edouard Vynckier

Lap	Time of Day	Lap Tm	Diff	S1 Tm	S2 Tm	S3 Tm
1	12:53:56.500	**1:06.356**	+8.135	27.920	19.625	18.811
2	12:54:57.826	**1:01.326**	+3.105	24.899	18.336	18.091
3	12:55:57.622	**59.796**	+1.575	23.893	17.696	18.207
4	12:56:56.308	**58.686**	+0.465	23.602	17.469	17.615
5	12:57:55.763	**59.455**	+1.234	23.810	17.874	17.771
6	12:58:54.044	**58.281**	+0.060	23.528	**17.253**	**17.500**
7	12:59:52.265	**58.221**		23.411	17.293	17.517
8	13:00:52.048	**59.783**	+1.562	23.872	17.409	18.502
9	13:01:51.690	**59.642**	+1.421	24.455	17.491	17.696
10	13:02:51.051	**59.361**	+1.140	23.663	17.979	17.719
11	13:03:49.295	**58.244**	+0.023	**23.359**	17.268	17.617

(133) Jurre Bziuk

Lap	Time of Day	Lap Tm	Diff	S1 Tm	S2 Tm	S3 Tm
1	12:53:56.378	**1:06.572**	+8.377	27.756	19.737	19.079
2	12:54:56.956	**1:00.578**	+2.383	24.322	18.007	18.249
3	12:55:55.787	**58.831**	+0.636	23.613	17.505	17.713
4	12:56:55.780	**59.993**	+1.798	23.897	18.010	18.086
5	12:57:55.938	**1:00.158**	+1.963	24.265	18.140	17.753
6	12:58:54.333	**58.395**	+0.200	23.551	17.371	**17.473**
7	12:59:52.528	**58.195**		**23.337**	17.294	17.564
8	13:00:52.267	**59.739**	+1.544	23.901	17.861	17.977
9	13:01:52.397	**1:00.130**	+1.935	24.444	18.125	17.561
10	13:02:51.268	**58.871**	+0.676	23.369	17.730	17.772
11	13:03:49.530	**58.262**	+0.067	23.457	**17.191**	17.614

(113) Daan Van Dam

Lap	Time of Day	Lap Tm	Diff	S1 Tm	S2 Tm	S3 Tm
1	12:53:57.570	**1:08.309**	+10.622	28.459	20.321	19.529
2	12:54:58.489	**1:00.919**	+3.232	24.496	18.308	18.115
3	12:55:57.625	**59.136**	+1.449	23.552	17.558	18.026
4	12:56:55.917	**58.292**	+0.605	23.388	17.445	17.459
5	12:57:54.606	**58.689**	+1.002	23.524	17.495	17.670
6	12:58:52.605	**57.999**	+0.312	23.172	17.273	17.554
7	12:59:50.401	**57.796**	+0.109	23.224	17.099	17.473
8	13:00:48.088	**57.687**		**23.139**	17.140	**17.408**
9	13:01:45.822	**57.734**	+0.047	23.202	**17.053**	17.479
10	13:02:43.610	**57.788**	+0.101	23.174	17.177	17.437
11	13:03:41.647	**58.037**	+0.350	23.154	17.233	17.650

(176) Mees Schuld

Lap	Time of Day	Lap Tm	Diff	S1 Tm	S2 Tm	S3 Tm
1	12:53:56.864	**1:07.341**	+8.783	28.122	20.021	19.198
2	12:54:58.687	**1:01.823**	+3.265	25.235	18.399	18.189
3	12:55:58.248	**59.561**	+1.003	23.819	18.042	17.700
4	12:56:57.487	**59.239**	+0.681	23.825	17.801	17.613
5	12:57:56.570	**59.083**	+0.525	23.318	17.996	17.769
6	12:58:55.344	**58.774**	+0.216	23.690	17.548	**17.536**
7	12:59:53.903	**58.559**	+0.001	**23.215**	17.528	17.816
8	13:00:52.461	**58.558**		23.284	17.626	17.648
9	13:01:52.792	**1:00.331**	+1.773	24.507	18.204	17.620
10	13:02:51.409	**58.617**	+0.059	23.230	17.609	17.778
11	13:03:50.276	**58.867**	+0.309	23.914	**17.382**	17.571

(114) Angelo Elabouti

Lap	Time of Day	Lap Tm	Diff	S1 Tm	S2 Tm	S3 Tm
1	12:53:57.757	**1:07.833**	+9.628	28.272	20.351	19.210
2	12:54:59.191	**1:01.434**	+3.229	24.831	18.487	18.116
3	12:55:58.711	**59.520**	+1.315	24.205	17.579	17.736
4	12:56:58.190	**59.479**	+1.274	23.956	17.741	17.782
5	12:57:56.910	**58.720**	+0.515	23.525	17.519	17.676
6	12:58:56.178	**59.268**	+1.063	24.027	17.689	17.552
7	12:59:54.383	**58.205**		**23.217**	17.438	**17.550**
8	13:00:52.702	**58.319**	+0.114	23.322	**17.425**	17.572
9	13:01:53.137	**1:00.435**	+2.230	24.324	18.267	17.844
10	13:02:51.509	**58.372**	+0.167	23.249	17.475	17.648
11	13:03:50.450	**58.941**	+0.736	23.927	17.447	17.567

(145) Lionel Thorrez

Lap	Time of Day	Lap Tm	Diff	S1 Tm	S2 Tm	S3 Tm
1	12:53:56.032	**1:06.401**	+8.305	27.575	19.531	19.295
2	12:54:58.927	**1:02.895**	+4.799	25.583	19.055	18.257
3	12:55:59.237	**1:00.310**	+2.214	24.544	18.001	17.765
4	12:56:58.302	**59.065**	+0.969	23.738	17.697	17.630
5	12:57:57.385	**59.083**	+0.987	23.490	17.953	17.640
6	12:58:56.611	**59.226**	+1.130	23.607	18.025	17.594
7	12:59:55.028	**58.417**	+0.321	23.485	17.374	17.558
8	13:00:53.124	**58.096**		**23.394**	**17.252**	**17.450**
9	13:01:53.410	**1:00.286**	+2.190	23.931	18.620	17.735
10	13:02:51.593	**58.183**	+0.087	23.406	17.259	17.518
11	13:03:50.674	**59.081**	+0.985	23.928	17.637	17.516

(111) Philippe Massard

Lap	Time of Day	Lap Tm	Diff	S1 Tm	S2 Tm	S3 Tm
1	12:53:57.803	**1:07.371**	+9.116	27.850	20.125	19.396
2	12:54:59.572	**1:01.769**	+3.514	24.835	18.640	18.294
3	12:55:59.591	**1:00.019**	+1.764	24.109	18.036	17.874
4	12:56:58.599	**59.008**	+0.753	23.592	17.651	17.765
5	12:57:57.633	**59.034**	+0.779	23.482	17.852	17.700
6	12:58:56.892	**59.259**	+1.004	23.615	18.030	17.614
7	12:59:55.173	**58.281**	+0.026	**23.319**	17.334	17.628
8	13:00:53.428	**58.255**		23.403	**17.287**	**17.565**
9	13:01:54.049	**1:00.621**	+2.366	23.736	18.666	18.219
10	13:02:53.234	**59.185**	+0.930	23.755	17.798	17.632
11	13:03:51.555	**58.321**	+0.066	23.381	17.328	17.612

(163) Matthis Lambrecht

Lap	Time of Day	Lap Tm	Diff	S1 Tm	S2 Tm	S3 Tm
1	12:54:05.567	**1:15.162**	+17.337	37.590	19.118	18.454
2	12:55:05.300	**59.733**	+1.908	24.197	17.691	17.845
3	12:56:04.342	**59.042**	+1.217	23.786	17.490	17.766
4	12:57:03.005	**58.663**	+0.838	23.504	17.439	17.720
5	12:58:01.373	**58.368**	+0.543	23.407	17.367	17.594
6	12:58:59.730	**58.357**	+0.532	23.325	17.170	17.862
7	12:59:58.006	**58.276**	+0.451	23.540	17.223	17.513
8	13:00:55.831	**57.825**		**23.189**	**17.167**	**17.469**
9	13:01:54.114	**58.283**	+0.458	23.279	17.279	17.725
10	13:02:53.783	**59.669**	+1.844	23.874	18.240	17.555
11	13:03:52.293	**58.510**	+0.685	23.344	17.465	17.701

(168) Quinn Pieper

Lap	Time of Day	Lap Tm	Diff	S1 Tm	S2 Tm	S3 Tm
1	12:53:57.390	**1:07.323**	+9.054	27.797	20.325	19.201
2	12:54:58.448	**1:01.058**	+2.789	24.546	18.337	18.175
3	12:55:58.016	**59.568**	+1.299	23.910	17.914	17.744
4	12:56:56.914	**58.898**	+0.629	23.834	17.394	17.670
5	12:57:56.242	**59.328**	+1.059	23.340	18.236	17.752
6	12:58:55.079	**58.837**	+0.568	23.695	17.418	17.724
7	12:59:53.348	**58.269**		23.388	**17.327**	**17.554**
8	13:00:52.389	**59.041**	+0.772	23.463	17.825	17.753
9	13:01:53.871	**1:01.482**	+3.213	24.360	19.092	18.030
10	13:02:53.734	**59.863**	+1.594	24.028	18.063	17.772
11	13:03:52.572	**58.838**	+0.569	**23.260**	17.582	17.996

(131) Vinn Uitslag

Lap	Time of Day	Lap Tm	Diff	S1 Tm	S2 Tm	S3 Tm
1	12:54:01.215	**1:10.721**	+12.308	31.789	20.043	18.889
2	12:55:02.868	**1:01.653**	+3.240	24.723	18.685	18.245
3	12:56:03.070	**1:00.202**	+1.789	24.166	17.931	18.105
4	12:57:02.935	**59.865**	+1.452	24.010	17.969	17.886

GK4 Kart Series Round 7

X30 Junior

Genk 1,360 Km

Heat 1

14.11.2026 12:50

Race (8:00 and 2 Laps) started at 12:52:48

Lap	Time of Day	Lap Tm	Diff	S1 Tm	S2 Tm	S3 Tm
5	12:58:02.148	**59.213**	+0.800	23.567	17.822	17.824
6	12:59:00.871	**58.723**	+0.310	23.524	**17.381**	17.818
7	12:59:59.284	**58.413**		**23.350**	17.384	17.679
8	13:00:57.976	**58.692**	+0.279	23.466	17.386	17.840
9	13:01:56.848	**58.872**	+0.459	23.493	17.521	17.858
10	13:02:55.682	**58.834**	+0.421	23.528	17.539	17.767
11	13:03:54.233	**58.551**	+0.138	23.350	17.524	**17.677**

(129) Pelle De Vries

Lap	Time of Day	Lap Tm	Diff	S1 Tm	S2 Tm	S3 Tm
1	12:53:58.254	**1:07.451**	+8.699	28.961	19.047	19.443
2	12:54:59.794	**1:01.540**	+2.788	24.885	18.347	18.308
3	12:56:00.176	**1:00.382**	+1.630	24.276	17.985	18.121
4	12:57:00.100	**59.924**	+1.172	24.101	17.816	18.007
5	12:58:00.049	**59.949**	+1.197	23.936	17.944	18.069
6	12:58:59.572	**59.523**	+0.771	23.823	17.656	18.044
7	12:59:58.704	**59.132**	+0.380	23.792	17.663	17.677
8	13:00:57.655	**58.951**	+0.199	23.579	17.564	17.808
9	13:01:57.358	**59.703**	+0.951	23.631	**17.463**	18.609
10	13:02:56.110	**58.752**		23.578	17.498	**17.676**
11	13:03:55.044	**58.934**	+0.182	**23.526**	17.616	17.792

(107) Rens Schaefer

Lap	Time of Day	Lap Tm	Diff	S1 Tm	S2 Tm	S3 Tm
1	12:54:07.906	**1:17.395**	+17.257	37.948	20.018	19.429
2	12:55:10.997	**1:03.091**	+2.953	25.238	18.908	18.945
3	12:56:13.329	**1:02.332**	+2.194	25.037	18.450	18.845
4	12:57:14.758	**1:01.429**	+1.291	24.724	18.317	18.388
5	12:58:15.714	**1:00.956**	+0.818	24.634	18.113	18.209
6	12:59:16.342	**1:00.628**	+0.490	24.449	18.022	18.157
7	13:00:16.733	**1:00.391**	+0.253	24.389	17.911	18.091
8	13:01:17.542	**1:00.809**	+0.671	24.206	18.277	18.326
9	13:02:17.798	**1:00.256**	+0.118	**24.087**	18.132	**18.037**
10	13:03:17.936	**1:00.138**		24.181	**17.833**	18.124

(161) Emile Schoolmeesters

Lap	Time of Day	Lap Tm	Diff	S1 Tm	S2 Tm	S3 Tm
1	12:53:55.615	**1:06.031**	+7.121	27.541	19.880	18.610
2	12:54:56.413	**1:00.798**	+1.888	24.530	17.839	18.429
3	12:55:55.323	**58.910**		**23.583**	17.535	**17.792**

(170) Rafi Kuiper

Lap	Time of Day	Lap Tm	Diff	S1 Tm	S2 Tm	S3 Tm
1	12:53:55.887	**1:05.854**	+7.896	27.650	19.745	18.459
2	12:54:56.035	**1:00.148**	+2.190	23.960	17.869	18.319
3	12:55:55.257	**59.222**	+1.264	23.794	17.545	17.883
4	12:56:53.937	**58.680**	+0.722	23.740	17.307	17.633
5	12:57:51.965	**58.028**	+0.070	23.266	17.230	17.532
6	12:58:50.209	**58.244**	+0.286	23.299	17.201	17.744
7	12:59:48.314	**58.105**	+0.147	23.346	17.256	**17.503**
8	13:00:46.272	**57.958**		**23.208**	17.207	17.543
9	13:01:44.481	**58.209**	+0.251	23.331	**17.196**	17.682
10	13:02:42.595	**58.114**	+0.156	23.359	17.222	17.533
11	13:03:41.719	**59.124**	+1.166	23.246	17.800	18.078

GK4 Kart Series Round 7

Lapchart

X30 Junior

Genk 1,360 Km

Heat 1

14.11.2026 12:50

Race (8:00 and 2 Laps) started at 12:52:48

Competitors		Laps											
		0	1	2	3	4	5	6	7	8	9	10	11
Ronan Kamphuis (124)	1	124	124	124	124	124	124	124	124	124	124	124	124
Bruce Ramboer (150)	2	150	102	102	102	102	102	102	102	102	102	102	102
Lukas Pelizzari (102)	3	102	148	148	148	148	148	148	148	148	148	148	148
Jules Decoen (175)	4	175	175	150	150	150	150	150	150	150	140	140	140
Thijs Van Huis (140)	5	140	150	186	186	186	186	140	140	140	150	150	150
Manoah Laurent (138)	6	138	177	175	143	140	140	186	143	143	143	143	143
Aurelien Lemaire (164)	7	164	138	143	140	143	143	143	186	186	186	186	164
Milan Smulders (148)	8	148	186	140	175	175	175	164	164	164	164	164	186
Louis Strouwen (177)	9	177	156	117	117	164	164	117	117	117	117	117	175
Arthur Vander Schelden (143)	10	143	140	164	164	117	117	175	127	127	127	175	156
Joris Verkerk (156)	11	156	164	127	127	127	127	127	175	175	156	156	117
Conner Westerhof (127)	12	127	117	177	177	177	177	177	156	156	175	177	179
Elliot Spangtoft (186)	13	186	143	138	138	138	138	138	138	138	138	179	177
Gauthier Maquet (135)	14	135	127	156	156	156	156	156	177	177	177	138	138
Daan Van Dam (113)	15	113	179	179	179	179	179	179	179	179	179	127	154
Mathis Piessens (179)	16	179	172	172	154	154	154	154	154	154	154	154	167
Louis Longin (167)	17	167	154	154	170	170	170	167	167	167	167	167	113
dorian grandjean (117)	18	117	167	170	161	167	167	170	170	170	170	170	170
Mees Schuld (176)	19	176	161	161	172	172	172	113	113	113	113	113	127
Emile Schoolmeesters (161)	20	161	112	167	167	178	178	172	178	172	172	172	172
Lionel Thorrez (145)	21	145	170	133	133	133	113	178	172	112	118	118	118
Georges Desmet (112)	22	112	145	112	178	113	151	151	151	178	112	112	112
Joshua Lauryssen (154)	23	154	133	178	151	151	133	133	133	118	178	178	178
Jurre Bziuk (133)	24	133	151	151	113	168	168	112	112	151	151	151	151
Angelo Elabouti (114)	25	114	178	168	112	176	112	168	168	133	133	133	133
Kyan Ten Have (172)	26	172	176	113	168	112	176	176	118	168	176	176	176
Rafi Kuiper (170)	27	170	168	176	176	118	118	118	176	176	114	114	114
Quinn Pieper (168)	28	168	113	145	118	114	114	114	114	114	145	145	145
Pierre-Edouard Vynckier (151)	29	151	114	118	114	145	145	145	145	145	168	111	111
Matthis Lambrecht (163)	30	163	111	114	145	111	111	111	111	111	111	168	163
Philippe Massard (111)	31	111	118	111	111	129	129	129	163	163	163	163	168
Vinn Uitslag (131)	32	131	129	129	129	131	163	163	129	129	131	131	131
Rens Schaefer (107)	33	107	131	131	131	163	131	131	131	131	129	129	129
Ylian Vandenberghe (118)	34	118	163	163	163	107	107	107	107	107	107	107	
Artem Kikireshko (178)	35	178	107	107	107								
Pelle De Vries (129)	36	129											

GK4 Kart Series Round 7

X30 Junior — **Genk 1,360 Km**

Heat 2 — **14.11.2026 15:15**

Race (8:00 and 2 Laps)

14		145		111
13	27	176	28	114
12	25	133	26	113
11	23	178	24	151
10	21	127	22	112
9	19	172	20	118
8	17	154	18	167
7	15	177	16	138
6	13	117	14	179
5	11	175	12	156
4	9	164	10	186
3	7	150	8	143
2	5	148	6	140
1	3	124	4	102
	1		2	

POLE POSITION

Official Timekeeping camp-company.de — **Orbits**

Timekeeping G. Kristensen:

Clerk of the course J. Van Walsum:

Chief Scrutineer Fons van Dun:

Printed: 14.11.2026 13:39:16

posted at: h

GK4 Kart Series Round 7

X30 Junior — **Genk 1,360 Km**

Heat 2 — **14.11.2026 15:15**

Race (8:00 and 2 Laps)

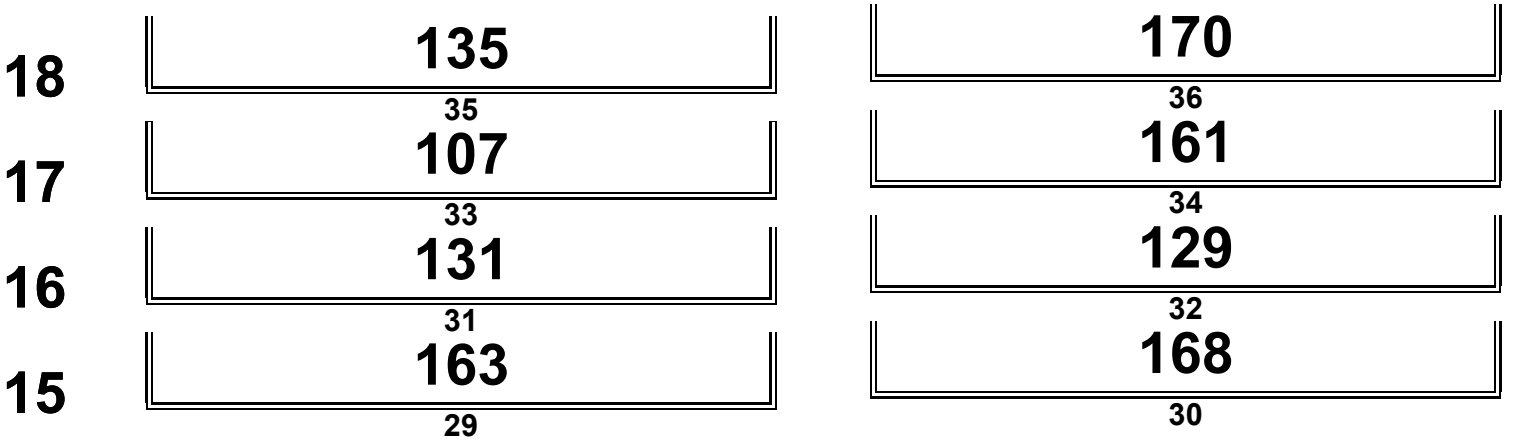

GK4 Kart Series Round 7

X30 Junior — **Genk 1,360 Km**

Heat 2 — **14.11.2026 15:15**

Race (8:00 and 2 Laps) started at 15:17:54

Pos	No.	Name	NAT	Chassis	Raceteam	Laps	Total Tm	Diff	Best Tm	Points	Penalty
1	124	**Ronan Kamphuis**	NLD		KCR Racing Team	11	10:35.449		57.177	0	
2	140	**Thijs Van Huis**	NLD		Fusion Motorspor	11	10:38.066	2.617	56.999	2	
3	102	**Lukas Pelizzari**	LUX		Eurokarting	11	10:40.380	4.931	57.294	3	
4	117	**dorian grandjean**	BEL		Eurokarting	11	10:40.433	4.984	57.133	4	
5	164	**Aurelien Lemaire**	BEL		Eurokarting	11	10:40.606	5.157	57.125	5	
6	148	**Milan Smulders**	NLD		DFK	11	10:40.819	5.370	57.072	6	
7	150	**Bruce Ramboer**	BEL		MRK	11	10:40.908	5.459	57.315	7	
8	175	**Jules Decoen**	BEL		PJM	11	10:44.339	8.890	57.285	8	3 sec
9	154	**Joshua Lauryssen**	BEL		CS Competition	11	10:44.445	8.996	57.514	9	
10	143	**Arthur Vander Schelden**	BEL		GEAR Racing	11	10:44.640	9.191	57.354	10	
11	186	**Elliot Spangtoft**	DNK		CV Performance (	11	10:47.059	11.610	57.652	11	
12	145	**Lionel Thorrez**	BEL		MCK Racing	11	10:49.369	13.920	57.862	12	
13	112	**Georges Desmet**	BEL		MCK Racing	11	10:49.749	14.300	57.373	13	
14	176	**Mees Schuld**	NLD		DFK	11	10:50.756	15.307	57.822	14	
15	179	**Mathis Piessens**	BEL		Fusion Motorspor	11	10:51.831	16.382	57.390	15	
16	135	**Gauthier Maquet**	BEL		MRK	11	10:51.960	16.511	57.559	16	
17	138	**Manoah Laurent**	BEL		PJM	11	10:52.952	17.503	57.398	17	5 sec
18	156	**Joris Verkerk**	NLD		Team Koene	11	10:53.167	17.718	57.051	18	5 sec
19	167	**Louis Longin**	BEL		TD Racing	11	10:53.987	18.538	57.516	19	3 sec
20	170	**Rafi Kuiper**	NLD		DFK	11	10:54.103	18.654	58.015	20	
21	163	**Matthis Lambrecht**	BEL		DFK	11	10:55.097	19.648	58.021	21	3 sec
22	118	**Ylian Vandenberghe**	BEL		MRK	11	10:57.552	22.103	57.714	22	8 sec
23	161	**Emile Schoolmeesters**	BEL		DFK	11	10:58.781	23.332	57.893	23	
24	111	**Philippe Massard**	LUX		VDK Racing	11	11:01.327	25.878	58.220	24	
25	113	**Daan Van Dam**	NLD		DFK	11	11:01.888	26.439	57.399	25	3 sec
26	151	**Pierre-Edouard Vynckier**	BEL		MCK Racing	11	11:03.156	27.707	58.425	26	
27	107	**Rens Schaefer**	NLD		DFK	11	11:03.800	28.351	58.782	27	
28	133	**Jurre Bziuk**	NLD		SignMind Acaden	11	11:04.155	28.706	58.451	28	3 sec
29	131	**Vinn Uitslag**	NLD		MKP	11	11:05.724	30.275	58.539	29	3 sec
30	129	**Pelle De Vries**	NLD		MCK Racing	11	11:06.246	30.797	58.697	30	3 sec
31	114	**Angelo Elabouti**	BEL		SRS	11	11:11.589	36.140	58.200	31	
32	127	**Conner Westerhof**	NLD		DFK	2	2:02.414	9 Laps	58.814	32	
33	172	**Kyan Ten Have**	NLD		CS Competition		0.663	11 Laps		33	
34	168	**Quinn Pieper**	NLD		MKP		1.802	11 Laps		34	
35	177	**Louis Strouwen**	BEL		TD Racing		3.509	11 Laps		35	3 sec
36	178	**Artem Kikireshko**	UKR		UN1	11	10:50.256	14.807	57.492	36	3 sec

Announcements

These results are provisional until the conclusion of any judicial and technical matters!
#138 Time penalty 5 sec. / Track limits
#118 Time penalty 5 sec. / Causing a collision
#156 Time penalty 5 sec. / Pushing
#113,118,129,131,133,163,167,175,177,178 time penalty 3 sec. (front fairing)
#178 Placed last / Underweight

Margin of Victory	⌀km/h	Best Lap Tm	km/h	Best Lap by
2.617	84,753	56.999	85,896	140 - Thijs Van Huis

GK4 Kart Series Round 7

X30 Junior

Genk 1,360 Km

Heat 2

14.11.2026 15:15

Race (8:00 and 2 Laps) started at 15:17:54

(124) Ronan Kamphuis

Lap	Time of Day	Lap Tm	Diff	S1 Tm	S2 Tm	S3 Tm
1	15:18:53.994	**59.994**	+2.817	24.547	17.598	17.849
2	15:19:52.427	**58.433**	+1.256	23.517	17.332	17.584
3	15:20:50.454	**58.027**	+0.850	23.336	17.152	17.539
4	15:21:48.233	**57.779**	+0.602	23.216	17.193	17.370
5	15:22:45.740	**57.507**	+0.330	23.124	17.044	17.339
6	15:23:43.102	**57.362**	+0.185	23.076	17.020	17.266
7	15:24:40.442	**57.340**	+0.163	23.049	16.963	17.328
8	15:25:37.785	**57.343**	+0.166	**22.960**	17.001	17.382
9	15:26:34.962	**57.177**		22.976	16.947	**17.254**
10	15:27:32.165	**57.203**	+0.026	22.989	16.924	17.290
11	15:28:29.449	**57.284**	+0.107	23.015	**16.918**	17.351

(140) Thijs Van Huis

Lap	Time of Day	Lap Tm	Diff	S1 Tm	S2 Tm	S3 Tm
1	15:18:56.440	**1:02.322**	+5.323	26.431	17.863	18.028
2	15:19:55.522	**59.082**	+2.083	23.953	17.542	17.587
3	15:20:53.294	**57.772**	+0.773	23.201	17.217	17.354
4	15:21:51.738	**58.444**	+1.445	23.034	17.527	17.883
5	15:22:49.214	**57.476**	+0.477	23.087	17.174	17.215
6	15:23:46.213	**56.999**		**22.890**	**16.942**	17.167
7	15:24:43.356	**57.143**	+0.144	22.926	16.997	17.220
8	15:25:40.559	**57.203**	+0.204	22.906	17.033	17.264
9	15:26:37.657	**57.098**	+0.099	22.925	17.013	**17.160**
10	15:27:34.841	**57.184**	+0.185	22.984	16.958	17.242
11	15:28:32.066	**57.225**	+0.226	23.004	16.976	17.245

(102) Lukas Pelizzari

Lap	Time of Day	Lap Tm	Diff	S1 Tm	S2 Tm	S3 Tm
1	15:18:54.821	**1:00.796**	+3.502	24.966	17.975	17.855
2	15:19:54.006	**59.185**	+1.891	23.996	17.541	17.648
3	15:20:52.048	**58.042**	+0.748	23.202	17.360	17.480
4	15:21:50.717	**58.669**	+1.375	23.608	17.663	17.398
5	15:22:48.345	**57.628**	+0.334	23.120	17.200	17.308
6	15:23:45.864	**57.519**	+0.225	23.033	17.197	17.289
7	15:24:43.423	**57.559**	+0.265	22.996	17.139	17.424
8	15:25:41.168	**57.745**	+0.451	22.997	17.314	17.434
9	15:26:38.526	**57.358**	+0.064	**22.980**	**17.063**	17.315
10	15:27:35.820	**57.294**		22.990	17.071	**17.233**
11	15:28:34.380	**58.560**	+1.266	23.223	17.547	17.790

(117) dorian grandjean

Lap	Time of Day	Lap Tm	Diff	S1 Tm	S2 Tm	S3 Tm
1	15:18:56.205	**1:01.775**	+4.642	25.315	18.053	18.407
2	15:19:54.612	**58.407**	+1.274	23.473	17.370	17.564
3	15:20:52.644	**58.032**	+0.899	23.347	17.187	17.498
4	15:21:51.577	**58.933**	+1.800	23.166	17.885	17.882
5	15:22:49.127	**57.550**	+0.417	23.092	17.060	17.398
6	15:23:46.670	**57.543**	+0.410	23.197	17.054	17.292
7	15:24:43.803	**57.133**		22.946	**16.987**	**17.200**
8	15:25:41.568	**57.765**	+0.632	**22.850**	17.613	17.302
9	15:26:38.885	**57.317**	+0.184	22.958	17.096	17.263
10	15:27:36.022	**57.137**	+0.004	22.945	16.991	17.201
11	15:28:34.433	**58.411**	+1.278	23.127	17.640	17.644

(164) Aurelien Lemaire

Lap	Time of Day	Lap Tm	Diff	S1 Tm	S2 Tm	S3 Tm
1	15:18:56.453	**1:02.207**	+5.082	25.167	17.803	19.237
2	15:19:55.906	**59.453**	+2.328	24.311	17.517	17.625
3	15:20:54.289	**58.383**	+1.258	23.413	17.329	17.641
4	15:21:52.210	**57.921**	+0.796	23.306	17.205	17.410
5	15:22:49.856	**57.646**	+0.521	23.219	17.101	17.326
6	15:23:47.177	**57.321**	+0.196	23.017	17.104	**17.200**
7	15:24:44.395	**57.218**	+0.093	**22.898**	17.113	17.207
8	15:25:41.982	**57.587**	+0.462	22.936	17.209	17.442
9	15:26:39.240	**57.258**	+0.133	22.920	17.041	17.297
10	15:27:36.365	**57.125**		22.916	**16.998**	17.211
11	15:28:34.606	**58.241**	+1.116	22.939	17.650	17.652

(148) Milan Smulders

Lap	Time of Day	Lap Tm	Diff	S1 Tm	S2 Tm	S3 Tm
1	15:18:55.001	**1:00.917**	+3.845	25.162	17.858	17.897
2	15:19:54.352	**59.351**	+2.279	23.891	17.791	17.669
3	15:20:52.320	**57.968**	+0.896	23.266	17.340	17.362
4	15:21:51.882	**59.562**	+2.490	23.414	18.067	18.081
5	15:22:50.078	**58.196**	+1.124	23.628	17.268	17.300
6	15:23:47.573	**57.495**	+0.423	23.179	17.031	17.285
7	15:24:44.816	**57.243**	+0.171	22.956	17.028	17.259
8	15:25:42.276	**57.460**	+0.388	23.095	17.081	17.284
9	15:26:39.797	**57.521**	+0.449	23.158	17.112	17.251
10	15:27:36.869	**57.072**		22.904	**16.969**	**17.199**
11	15:28:34.819	**57.950**	+0.878	**22.825**	17.416	17.709

(150) Bruce Ramboer

Lap	Time of Day	Lap Tm	Diff	S1 Tm	S2 Tm	S3 Tm
1	15:18:55.216	**1:01.053**	+3.738	25.438	17.858	17.757
2	15:19:54.221	**59.005**	+1.690	23.731	17.594	17.680
3	15:20:52.173	**57.952**	+0.637	23.220	17.306	17.426
4	15:21:50.141	**57.968**	+0.653	23.296	17.258	17.414
5	15:22:47.890	**57.749**	+0.434	23.259	17.164	17.326
6	15:23:45.478	**57.588**	+0.273	23.155	17.137	17.296
7	15:24:42.993	**57.515**	+0.200	23.112	17.078	17.325
8	15:25:42.168	**59.175**	+1.860	23.346	18.075	17.754
9	15:26:40.139	**57.971**	+0.656	23.246	17.365	17.360
10	15:27:37.454	**57.315**		**22.996**	17.072	**17.247**
11	15:28:34.908	**57.454**	+0.139	23.024	**17.034**	17.396

(175) Jules Decoen

Lap	Time of Day	Lap Tm	Diff	S1 Tm	S2 Tm	S3 Tm
1	15:18:56.269	**1:01.914**	+4.629	25.626	17.994	18.294
2	15:19:55.258	**58.989**	+1.704	23.735	17.485	17.769
3	15:20:53.723	**58.465**	+1.180	23.534	17.339	17.592
4	15:21:52.142	**58.419**	+1.134	23.203	17.148	18.068
5	15:22:50.185	**58.043**	+0.758	23.564	17.189	17.290
6	15:23:48.317	**58.132**	+0.847	23.577	17.139	17.416
7	15:24:45.818	**57.501**	+0.216	23.042	17.060	17.399
8	15:25:43.247	**57.429**	+0.144	23.148	17.002	17.279
9	15:26:40.741	**57.494**	+0.209	23.137	17.110	**17.247**
10	15:27:38.026	**57.285**		23.004	**16.978**	17.303
11	15:28:35.339	**57.313**	+0.028	**22.987**	17.047	17.279

(154) Joshua Lauryssen

Lap	Time of Day	Lap Tm	Diff	S1 Tm	S2 Tm	S3 Tm
1	15:18:56.801	**1:02.215**	+4.701	26.107	17.991	18.117
2	15:19:56.553	**59.752**	+2.238	24.066	17.622	18.064
3	15:20:55.775	**59.222**	+1.708	23.363	17.879	17.980
4	15:21:54.505	**58.730**	+1.216	23.523	17.391	17.816
5	15:22:52.525	**58.020**	+0.506	23.363	17.243	17.414
6	15:23:50.371	**57.846**	+0.332	23.113	17.264	17.469
7	15:24:48.144	**57.773**	+0.259	23.083	17.319	17.371
8	15:25:45.658	**57.514**		23.000	**17.127**	17.387
9	15:26:43.253	**57.595**	+0.081	23.008	17.198	17.389
10	15:27:40.787	**57.534**	+0.020	**22.965**	17.203	**17.366**
11	15:28:38.445	**57.658**	+0.144	23.051	17.198	17.409

(143) Arthur Vander Schelden

Lap	Time of Day	Lap Tm	Diff	S1 Tm	S2 Tm	S3 Tm
1	15:18:56.381	**1:02.060**	+4.706	25.917	17.927	18.216
2	15:19:55.588	**59.207**	+1.853	23.779	17.628	17.800
3	15:20:55.704	**1:00.116**	+2.762	23.822	18.269	18.025
4	15:21:54.689	**58.985**	+1.631	23.445	17.470	18.070
5	15:22:53.375	**58.686**	+1.332	23.865	17.361	17.460
6	15:23:51.134	**57.759**	+0.405	23.112	17.288	17.359
7	15:24:48.727	**57.593**	+0.239	23.048	17.118	17.427
8	15:25:46.170	**57.443**	+0.089	23.022	17.092	17.329
9	15:26:43.524	**57.354**		23.011	**17.083**	**17.260**
10	15:27:41.131	**57.607**	+0.253	23.073	17.186	17.348
11	15:28:38.640	**57.509**	+0.155	**23.008**	17.101	17.400

(186) Elliot Spangtoft

GK4 Kart Series Round 7

X30 Junior

Genk 1,360 Km

Heat 2

14.11.2026 15:15

Race (8:00 and 2 Laps) started at 15:17:54

Lap	Time of Day	Lap Tm	Diff	S1 Tm	S2 Tm	S3 Tm
1	15:18:57.277	**1:02.825**	+5.173	26.660	18.149	18.016
2	15:19:57.350	**1:00.073**	+2.421	24.269	17.890	17.914
3	15:20:56.513	**59.163**	+1.511	24.053	17.536	17.574
4	15:21:54.948	**58.435**	+0.783	23.404	17.376	17.655
5	15:22:53.858	**58.910**	+1.258	23.924	17.472	17.514
6	15:23:51.729	**57.871**	+0.219	23.228	17.185	17.458
7	15:24:49.387	**57.658**	+0.006	23.119	**17.181**	17.358
8	15:25:47.056	**57.669**	+0.017	**23.038**	17.220	17.411
9	15:26:44.708	**57.652**		23.115	17.197	**17.340**
10	15:27:42.450	**57.742**	+0.090	23.141	17.229	17.372
11	15:28:41.059	**58.609**	+0.957	23.258	17.770	17.581

(145) Lionel Thorrez

Lap	Time of Day	Lap Tm	Diff	S1 Tm	S2 Tm	S3 Tm
1	15:18:58.480	**1:03.183**	+5.321	26.475	18.551	18.157
2	15:19:57.812	**59.332**	+1.470	23.743	17.729	17.860
3	15:20:56.976	**59.164**	+1.302	23.886	17.654	17.624
4	15:21:55.209	**58.233**	+0.371	23.284	17.404	17.545
5	15:22:54.074	**58.865**	+1.003	23.793	17.579	17.493
6	15:23:52.193	**58.119**	+0.257	23.298	17.356	17.465
7	15:24:50.161	**57.968**	+0.106	23.231	17.256	17.481
8	15:25:48.379	**58.218**	+0.356	**23.214**	17.371	17.633
9	15:26:46.645	**58.266**	+0.404	23.274	17.448	17.544
10	15:27:45.507	**58.862**	+1.000	23.614	17.634	17.614
11	15:28:43.369	**57.862**		23.230	**17.214**	**17.418**

(112) Georges Desmet

Lap	Time of Day	Lap Tm	Diff	S1 Tm	S2 Tm	S3 Tm
1	15:19:01.134	**1:05.988**	+8.615	28.813	18.877	18.298
2	15:20:00.424	**59.290**	+1.917	23.851	17.741	17.698
3	15:20:59.919	**59.495**	+2.122	23.676	18.105	17.714
4	15:21:58.122	**58.203**	+0.830	23.333	17.310	17.560
5	15:22:56.379	**58.257**	+0.884	23.139	17.189	17.929
6	15:23:53.879	**57.500**	+0.127	23.139	**17.041**	17.320
7	15:24:51.743	**57.864**	+0.491	23.103	17.307	17.454
8	15:25:50.263	**58.520**	+1.147	23.099	17.560	17.861
9	15:26:47.636	**57.373**		23.070	17.071	**17.232**
10	15:27:46.099	**58.463**	+1.090	23.396	17.618	17.449
11	15:28:43.749	**57.650**	+0.277	**23.069**	17.179	17.402

(176) Mees Schuld

Lap	Time of Day	Lap Tm	Diff	S1 Tm	S2 Tm	S3 Tm
1	15:18:58.075	**1:02.860**	+5.038	26.209	18.651	18.000
2	15:19:57.650	**59.575**	+1.753	23.834	17.813	17.928
3	15:20:56.839	**59.189**	+1.367	23.971	17.611	17.607
4	15:21:55.490	**58.651**	+0.829	23.642	17.497	17.512
5	15:22:54.693	**59.203**	+1.381	23.605	17.734	17.864
6	15:23:52.923	**58.230**	+0.408	23.470	17.272	17.488
7	15:24:50.908	**57.985**	+0.163	23.191	17.259	17.535
8	15:25:48.730	**57.822**		23.215	**17.203**	**17.404**
9	15:26:46.797	**58.067**	+0.245	**23.093**	17.429	17.545
10	15:27:46.567	**59.770**	+1.948	24.224	17.809	17.737
11	15:28:44.756	**58.189**	+0.367	23.379	17.317	17.493

(179) Mathis Piessens

Lap	Time of Day	Lap Tm	Diff	S1 Tm	S2 Tm	S3 Tm
1	15:18:59.774	**1:05.130**	+7.740	28.320	18.801	18.009
2	15:19:59.530	**59.756**	+2.366	23.788	17.773	18.195
3	15:21:01.468	**1:01.938**	+4.548	24.366	19.505	18.067
4	15:22:01.058	**59.590**	+2.200	24.198	17.668	17.724
5	15:22:59.591	**58.533**	+1.143	23.578	17.323	17.632
6	15:23:57.391	**57.800**	+0.410	23.109	17.306	17.385
7	15:24:55.267	**57.876**	+0.486	23.169	17.342	17.365
8	15:25:52.763	**57.496**	+0.106	23.112	**17.031**	17.353
9	15:26:50.153	**57.390**		22.968	17.086	17.336
10	15:27:47.572	**57.419**	+0.029	**22.944**	17.151	**17.324**
11	15:28:45.831	**58.259**	+0.869	23.002	17.608	17.649

(135) Gauthier Maquet

Lap	Time of Day	Lap Tm	Diff	S1 Tm	S2 Tm	S3 Tm
1	15:19:01.576	**1:05.553**	+7.994	28.001	19.355	18.197
2	15:20:00.735	**59.159**	+1.600	23.712	17.776	17.671
3	15:21:01.110	**1:00.375**	+2.816	23.731	18.834	17.810
4	15:22:00.424	**59.314**	+1.755	23.464	17.660	18.190
5	15:22:58.613	**58.189**	+0.630	23.507	17.226	17.456
6	15:23:56.479	**57.866**	+0.307	23.252	17.167	17.447
7	15:24:54.271	**57.792**	+0.233	23.174	17.166	17.452
8	15:25:51.844	**57.573**	+0.014	**23.104**	17.083	17.386
9	15:26:49.403	**57.559**		23.140	**17.077**	**17.342**
10	15:27:47.144	**57.741**	+0.182	23.132	17.162	17.447
11	15:28:45.960	**58.816**	+1.257	23.497	17.696	17.623

(138) Manoah Laurent

Lap	Time of Day	Lap Tm	Diff	S1 Tm	S2 Tm	S3 Tm
1	15:19:00.010	**1:05.278**	+7.880	28.317	19.018	17.943
2	15:19:59.628	**59.618**	+2.220	23.769	17.673	18.176
3	15:20:59.786	**1:00.158**	+2.760	24.396	18.068	17.694
4	15:21:57.939	**58.153**	+0.755	23.308	17.357	17.488
5	15:22:56.448	**58.509**	+1.111	23.084	17.529	17.896
6	15:23:54.364	**57.916**	+0.518	23.295	17.244	17.377
7	15:24:51.876	**57.512**	+0.114	**22.923**	17.159	17.430
8	15:25:49.552	**57.676**	+0.278	23.116	17.186	17.374
9	15:26:46.951	**57.399**	+0.001	23.017	**17.062**	**17.320**
10	15:27:44.554	**57.603**	+0.205	23.039	17.124	17.440
11	15:28:41.952	**57.398**		22.976	17.072	17.350

(156) Joris Verkerk

Lap	Time of Day	Lap Tm	Diff	S1 Tm	S2 Tm	S3 Tm
1	15:19:03.199	**1:08.668**	+11.617	32.462	17.983	18.223
2	15:20:02.375	**59.176**	+2.125	23.969	17.561	17.646
3	15:21:01.769	**59.394**	+2.343	23.147	18.296	17.951
4	15:22:00.363	**58.594**	+1.543	23.373	17.156	18.065
5	15:22:57.853	**57.490**	+0.439	23.106	17.091	17.293
6	15:23:55.210	**57.357**	+0.306	22.941	17.041	17.375
7	15:24:52.261	**57.051**		22.866	16.985	**17.200**
8	15:25:50.085	**57.824**	+0.773	23.018	17.134	17.672
9	15:26:47.222	**57.137**	+0.086	**22.865**	17.025	17.247
10	15:27:45.053	**57.831**	+0.780	23.502	17.076	17.253
11	15:28:42.167	**57.114**	+0.063	22.873	**16.962**	17.279

(167) Louis Longin

Lap	Time of Day	Lap Tm	Diff	S1 Tm	S2 Tm	S3 Tm
1	15:19:00.324	**1:05.473**	+7.957	28.279	19.133	18.061
2	15:19:59.731	**59.407**	+1.891	23.819	17.581	18.007
3	15:20:58.646	**58.915**	+1.399	23.665	17.530	17.720
4	15:21:57.213	**58.567**	+1.051	23.321	17.227	18.019
5	15:22:57.192	**59.979**	+2.463	23.320	17.188	19.471
6	15:23:55.100	**57.908**	+0.392	23.268	17.167	17.473
7	15:24:53.032	**57.932**	+0.416	23.335	17.150	17.447
8	15:25:50.828	**57.796**	+0.280	23.194	**17.124**	17.478
9	15:26:48.344	**57.516**		23.034	17.180	**17.302**
10	15:27:46.623	**58.279**	+0.763	**23.024**	17.511	17.744
11	15:28:44.987	**58.364**	+0.848	23.476	17.380	17.508

(170) Rafi Kuiper

Lap	Time of Day	Lap Tm	Diff	S1 Tm	S2 Tm	S3 Tm
1	15:19:01.741	**1:05.556**	+7.541	28.088	18.934	18.534
2	15:20:01.568	**59.827**	+1.812	23.950	17.805	18.072
3	15:21:01.610	**1:00.042**	+2.027	23.693	18.290	18.059
4	15:22:00.666	**59.056**	+1.041	23.617	17.415	18.024
5	15:22:59.138	**58.472**	+0.457	23.445	17.331	17.696
6	15:23:57.175	**58.037**	+0.022	23.276	17.270	**17.491**
7	15:24:55.745	**58.570**	+0.555	23.255	17.757	17.558
8	15:25:53.795	**58.050**	+0.035	23.333	**17.177**	17.540
9	15:26:51.810	**58.015**		**23.246**	17.187	17.582
10	15:27:49.958	**58.148**	+0.133	23.333	17.213	17.602
11	15:28:48.103	**58.145**	+0.130	23.310	17.242	17.593

(163) Matthis Lambrecht

Lap	Time of Day	Lap Tm	Diff	S1 Tm	S2 Tm	S3 Tm
1	15:18:59.020	**1:03.461**	+5.440	26.837	18.510	18.114
2	15:19:58.509	**59.489**	+1.468	23.954	17.743	17.792

GK4 Kart Series Round 7

X30 Junior

Genk 1,360 Km

Heat 2

14.11.2026 15:15

Race (8:00 and 2 Laps) started at 15:17:54

Lap	Time of Day	Lap Tm	Diff	S1 Tm	S2 Tm	S3 Tm
3	15:20:57.403	**58.894**	+0.873	23.496	17.834	17.564
4	15:21:56.060	**58.657**	+0.636	23.438	17.718	17.501
5	15:22:55.179	**59.119**	+1.098	23.225	17.780	18.114
6	15:23:53.439	**58.260**	+0.239	23.441	**17.335**	17.484
7	15:24:51.639	**58.200**	+0.179	23.293	17.416	17.491
8	15:25:50.527	**58.888**	+0.867	24.001	17.399	17.488
9	15:26:48.548	**58.021**		**23.095**	17.493	**17.433**
10	15:27:46.856	**58.308**	+0.287	23.127	17.388	17.793
11	15:28:46.097	**59.241**	+1.220	23.868	17.840	17.533

(118) Ylian Vandenberghe

Lap	Time of Day	Lap Tm	Diff	S1 Tm	S2 Tm	S3 Tm
1	15:18:58.351	**1:03.316**	+5.602	26.597	18.582	18.137
2	15:19:58.032	**59.681**	+1.967	23.991	17.733	17.957
3	15:20:57.166	**59.134**	+1.420	23.766	17.766	17.602
4	15:21:55.866	**58.700**	+0.986	23.680	17.475	17.545
5	15:22:54.756	**58.890**	+1.176	23.322	17.712	17.856
6	15:23:53.036	**58.280**	+0.566	23.490	17.323	17.467
7	15:24:51.166	**58.130**	+0.416	23.352	17.256	17.522
8	15:25:49.010	**57.844**	+0.130	23.145	17.217	17.482
9	15:26:46.877	**57.867**	+0.153	23.169	17.286	**17.412**
10	15:27:45.838	**58.961**	+1.247	24.073	17.449	17.439
11	15:28:43.552	**57.714**		**23.103**	**17.162**	17.449

(161) Emile Schoolmeesters

Lap	Time of Day	Lap Tm	Diff	S1 Tm	S2 Tm	S3 Tm
1	15:19:01.784	**1:05.764**	+7.871	28.146	19.348	18.270
2	15:20:01.668	**59.884**	+1.991	24.111	17.778	17.995
3	15:21:01.736	**1:00.068**	+2.175	23.707	18.543	17.818
4	15:22:01.368	**59.632**	+1.739	23.839	18.139	17.654
5	15:23:01.790	**1:00.422**	+2.529	24.212	18.470	17.740
6	15:24:01.208	**59.418**	+1.525	24.302	17.553	17.563
7	15:25:00.138	**58.930**	+1.037	**23.128**	18.209	17.593
8	15:25:58.717	**58.579**	+0.686	23.530	17.542	17.507
9	15:26:56.877	**58.160**	+0.267	23.231	17.285	17.644
10	15:27:54.888	**58.011**	+0.118	23.243	17.233	17.535
11	15:28:52.781	**57.893**		23.197	**17.207**	**17.489**

(111) Philippe Massard

Lap	Time of Day	Lap Tm	Diff	S1 Tm	S2 Tm	S3 Tm
1	15:19:03.472	**1:07.888**	+9.668	29.757	19.212	18.919
2	15:20:03.562	**1:00.090**	+1.870	24.190	17.796	18.104
3	15:21:02.752	**59.190**	+0.970	23.627	17.686	17.877
4	15:22:01.783	**59.031**	+0.811	23.485	17.732	17.814
5	15:23:01.848	**1:00.065**	+1.845	23.938	18.343	17.784
6	15:24:00.566	**58.718**	+0.498	23.700	**17.323**	17.695
7	15:25:00.282	**59.716**	+1.496	23.546	18.541	17.629
8	15:25:59.880	**59.598**	+1.378	23.794	18.033	17.771
9	15:26:58.100	**58.220**		**23.334**	17.330	17.556
10	15:27:56.497	**58.397**	+0.177	23.380	17.600	**17.417**
11	15:28:55.327	**58.830**	+0.610	23.551	17.413	17.866

(113) Daan Van Dam

Lap	Time of Day	Lap Tm	Diff	S1 Tm	S2 Tm	S3 Tm
1	15:19:02.829	**1:07.393**	+9.994	29.639	19.454	18.300
2	15:20:02.761	**59.932**	+2.533	24.186	17.902	17.844
3	15:21:02.174	**59.413**	+2.014	23.483	18.178	17.752
4	15:22:01.125	**58.951**	+1.552	23.593	17.725	17.633
5	15:23:03.422	**1:02.297**	+4.898	24.329	20.130	17.838
6	15:24:02.037	**58.615**	+1.216	23.435	17.376	17.804
7	15:25:00.589	**58.552**	+1.153	23.256	17.659	17.637
8	15:25:58.874	**58.285**	+0.886	23.403	17.427	17.455
9	15:26:57.615	**58.741**	+1.342	23.749	17.397	17.595
10	15:27:55.489	**57.874**	+0.475	23.238	17.243	17.393
11	15:28:52.888	**57.399**		**23.028**	**17.136**	**17.235**

(151) Pierre-Edouard Vynckier

Lap	Time of Day	Lap Tm	Diff	S1 Tm	S2 Tm	S3 Tm
1	15:19:00.988	**1:05.710**	+7.285	28.528	18.847	18.335
2	15:20:01.297	**1:00.309**	+1.884	24.443	17.858	18.008
3	15:21:02.126	**1:00.829**	+2.404	24.059	18.875	17.895
4	15:22:01.661	**59.535**	+1.110	23.972	17.754	17.809
5	15:23:01.591	**59.930**	+1.505	23.975	18.163	17.792
6	15:24:00.396	**58.805**	+0.380	23.642	17.467	17.696
7	15:24:59.852	**59.456**	+1.031	23.698	18.022	17.736
8	15:25:58.565	**58.713**	+0.288	23.730	**17.319**	**17.664**
9	15:26:57.681	**59.116**	+0.691	23.740	17.615	17.761
10	15:27:56.106	**58.425**		**23.384**	17.368	17.673
11	15:28:57.156	**1:01.050**	+2.625	24.525	18.573	17.952

(107) Rens Schaefer

Lap	Time of Day	Lap Tm	Diff	S1 Tm	S2 Tm	S3 Tm
1	15:19:03.429	**1:07.492**	+8.710	28.560	20.134	18.798
2	15:20:04.289	**1:00.860**	+2.078	24.472	18.083	18.305
3	15:21:04.163	**59.874**	+1.092	23.987	17.877	18.010
4	15:22:03.824	**59.661**	+0.879	23.952	17.732	17.977
5	15:23:04.072	**1:00.248**	+1.466	24.076	18.273	17.899
6	15:24:03.285	**59.213**	+0.431	23.688	17.760	17.765
7	15:25:02.388	**59.103**	+0.321	23.584	17.615	17.904
8	15:26:01.170	**58.782**		23.509	**17.566**	17.707
9	15:27:00.071	**58.901**	+0.119	**23.471**	17.714	17.716
10	15:27:58.995	**58.924**	+0.142	23.597	17.688	17.639
11	15:28:57.800	**58.805**	+0.023	23.540	17.649	**17.616**

(133) Jurre Bziuk

Lap	Time of Day	Lap Tm	Diff	S1 Tm	S2 Tm	S3 Tm
1	15:18:59.114	**1:04.147**	+5.696	27.304	18.399	18.444
2	15:19:58.923	**59.809**	+1.358	24.108	17.840	17.861
3	15:20:57.935	**59.012**	+0.561	23.517	17.648	17.847
4	15:21:56.541	**58.606**	+0.155	23.617	17.375	17.614
5	15:23:01.286	**1:04.745**	+6.294	23.562	**17.326**	23.857
6	15:24:01.604	**1:00.318**	+1.867	24.904	17.640	17.774
7	15:25:00.517	**58.913**	+0.462	23.563	17.611	17.739
8	15:25:59.463	**58.946**	+0.495	23.628	17.700	17.618
9	15:26:57.914	**58.451**		**23.313**	17.376	17.762
10	15:27:56.391	**58.477**	+0.026	23.482	17.388	**17.607**
11	15:28:55.155	**58.764**	+0.313	23.535	17.403	17.826

(131) Vinn Uitslag

Lap	Time of Day	Lap Tm	Diff	S1 Tm	S2 Tm	S3 Tm
1	15:19:00.683	**1:05.041**	+6.502	27.839	18.937	18.265
2	15:20:00.259	**59.576**	+1.037	23.810	17.746	18.020
3	15:21:00.772	**1:00.513**	+1.974	24.224	18.333	17.956
4	15:22:00.951	**1:00.179**	+1.640	23.448	18.096	18.635
5	15:23:01.483	**1:00.532**	+1.993	24.367	18.228	17.937
6	15:24:02.031	**1:00.548**	+2.009	24.801	17.784	17.963
7	15:25:00.935	**58.904**	+0.365	23.629	17.624	17.651
8	15:26:00.272	**59.337**	+0.798	23.492	17.812	18.033
9	15:26:58.877	**58.605**	+0.066	**23.319**	17.630	17.656
10	15:27:57.416	**58.539**		23.490	**17.486**	**17.563**
11	15:28:56.724	**59.308**	+0.769	23.393	18.093	17.822

(129) Pelle De Vries

Lap	Time of Day	Lap Tm	Diff	S1 Tm	S2 Tm	S3 Tm
1	15:19:02.376	**1:06.332**	+7.635	28.598	19.380	18.354
2	15:20:03.501	**1:01.125**	+2.428	24.969	17.903	18.253
3	15:21:03.776	**1:00.275**	+1.578	24.380	17.922	17.973
4	15:22:03.526	**59.750**	+1.053	24.018	17.743	17.989
5	15:23:03.696	**1:00.170**	+1.473	24.068	18.227	17.875
6	15:24:02.821	**59.125**	+0.428	23.672	17.684	17.769
7	15:25:01.941	**59.120**	+0.423	23.686	17.572	17.862
8	15:26:00.744	**58.803**	+0.106	23.638	17.497	17.668
9	15:26:59.602	**58.858**	+0.161	23.666	17.526	**17.666**
10	15:27:58.299	**58.697**		**23.463**	**17.450**	17.784
11	15:28:57.246	**58.947**	+0.250	23.522	17.627	17.798

(114) Angelo Elabouti

Lap	Time of Day	Lap Tm	Diff	S1 Tm	S2 Tm	S3 Tm
1	15:19:18.644	**1:23.016**	+24.816	46.760	18.241	18.015
2	15:20:18.400	**59.756**	+1.556	24.055	17.716	17.985
3	15:21:17.652	**59.252**	+1.052	23.686	17.795	17.771
4	15:22:16.556	**58.904**	+0.704	23.658	17.530	17.716

GK4 Kart Series Round 7

X30 Junior

Genk 1,360 Km

Heat 2

14.11.2026 15:15

Race (8:00 and 2 Laps) started at 15:17:54

Lap	Time of Day	Lap Tm	Diff	S1 Tm	S2 Tm	S3 Tm
5	15:23:15.246	**58.690**	+0.490	23.443	17.492	17.755
6	15:24:13.875	**58.629**	+0.429	23.566	17.492	17.571
7	15:25:12.437	**58.562**	+0.362	23.487	17.509	17.566
8	15:26:10.682	**58.245**	+0.045	23.419	**17.324**	**17.502**
9	15:27:08.882	**58.200**		**23.293**	17.398	17.509
10	15:28:07.152	**58.270**	+0.070	23.334	17.429	17.507
11	15:29:05.589	**58.437**	+0.237	23.375	17.470	17.592

(127) Conner Westerhof

Lap	Time of Day	Lap Tm	Diff	S1 Tm	S2 Tm	S3 Tm
1	15:18:57.600	**1:02.863**	+4.049	26.499	18.361	18.003
2	15:19:56.414	**58.814**		23.604	**17.535**	**17.675**

(178) Artem Kikireshko

Lap	Time of Day	Lap Tm	Diff	S1 Tm	S2 Tm	S3 Tm
1	15:18:57.764	**1:02.930**	+5.438	26.477	18.384	18.069
2	15:19:57.383	**59.619**	+2.127	23.882	17.862	17.875
3	15:20:56.331	**58.948**	+1.456	23.727	17.552	17.669
4	15:21:54.755	**58.424**	+0.932	23.328	17.438	17.658
5	15:22:53.154	**58.399**	+0.907	23.584	17.274	17.541
6	15:23:51.008	**57.854**	+0.362	23.191	17.249	17.414
7	15:24:49.193	**58.185**	+0.693	23.399	17.264	17.522
8	15:25:46.685	**57.492**		**23.012**	**17.132**	**17.348**
9	15:26:44.430	**57.745**	+0.253	23.037	17.223	17.485
10	15:27:42.331	**57.901**	+0.409	23.163	17.237	17.501
11	15:28:41.256	**58.925**	+1.433	23.364	17.996	17.565

GK4 Kart Series Round 7

Lapchart

X30 Junior

Genk 1,360 Km

Heat 2

14.11.2026 15:15

Race (8:00 and 2 Laps) started at 15:17:54

Competitors		Laps											
		0	1	2	3	4	5	6	7	8	9	10	11
Ronan Kamphuis (124)	1	124	124	124	124	124	124	124	124	124	124	124	124
Lukas Pelizzari (102)	2	102	102	102	102	150	150	150	150	140	140	140	140
Milan Smulders (148)	3	148	148	150	150	102	102	102	140	102	102	102	102
Thijs Van Huis (140)	4	140	150	148	148	117	117	140	102	117	117	117	117
Bruce Ramboer (150)	5	150	117	117	117	140	140	117	117	164	164	164	164
Aurelien Lemaire (164)	6	164	175	175	140	148	164	164	164	150	148	148	148
Arthur Vander Schelden (143)	7	143	143	140	175	175	148	148	148	148	150	150	150
Jules Decoen (175)	8	175	140	143	164	164	175	175	175	175	175	175	175
dorian grandjean (117)	9	117	164	164	143	154	154	154	154	154	154	154	154
Elliot Spangtoft (186)	10	186	154	127	154	143	178	178	143	143	143	143	143
Louis Strouwen (177)	11	177	186	154	178	178	143	143	178	178	178	178	186
Joris Verkerk (156)	12	156	127	186	186	186	186	186	186	186	186	186	178
Joshua Lauryssen (154)	13	154	178	178	176	145	145	145	145	145	145	138	138
Mathis Piessens (179)	14	179	176	176	145	176	176	176	176	176	176	156	156
Kyan Ten Have (172)	15	172	118	145	118	118	118	118	118	118	118	145	145
Manoah Laurent (138)	16	138	145	118	163	163	163	163	163	138	138	118	118
Conner Westerhof (127)	17	127	163	163	133	133	112	112	112	156	156	112	112
Artem Kikireshko (178)	18	178	133	133	167	167	138	138	138	112	112	176	176
Louis Longin (167)	19	167	179	179	138	138	167	167	156	163	167	167	167
Jurre Bziuk (133)	20	133	138	138	112	112	156	156	167	167	163	163	179
Ylian Vandenberghe (118)	21	118	167	167	131	156	135	135	135	135	135	135	135
Georges Desmet (112)	22	112	131	131	135	135	170	170	179	179	179	179	163
Mees Schuld (176)	23	176	151	112	179	170	179	179	170	170	170	170	170
Pierre-Edouard Vynckier (151)	24	151	112	135	170	131	133	151	151	151	161	161	161
Lionel Thorrez (145)	25	145	135	151	161	179	131	111	161	161	113	113	113
Daan Van Dam (113)	26	113	170	170	156	113	151	161	111	113	151	151	133
Matthis Lambrecht (163)	27	163	161	161	151	161	161	133	133	133	133	133	111
Philippe Massard (111)	28	111	129	156	113	151	111	131	113	111	111	111	131
Angelo Elabouti (114)	29	114	113	113	111	111	113	113	131	131	131	131	151
Vinn Uitslag (131)	30	131	156	129	129	129	129	129	129	129	129	129	129
Quinn Pieper (168)	31	168	107	111	107	107	107	107	107	107	107	107	107
Rens Schaefer (107)	32	107	111	107	114	114	114	114	114	114	114	114	114
Emile Schoolmeesters (161)	33	161	114	114									
Gauthier Maquet (135)	34	135											
Pelle De Vries (129)	35	129											
Rafi Kuiper (170)	36	170											

GK4 Kart Series Round 7

X30 Junior — **Genk 1,360 Km**

Final — **14.11.2026 17:25**

Race (9:00 and 2 Laps)

14		133		111
13	27	127	28	135
12	25	163	26	172
11	23	151	24	113
10	21	118	22	177
9	19	176	20	145
8	17	112	18	167
7	15	156	16	138
6	13	154	14	179
5	11	175	12	186
4	9	117	10	143
3	7	164	8	150
2	5	140	6	148
1	3	124	4	102
	1		2	

POLE POSITION

GK4 Kart Series Round 7

X30 Junior | **Genk 1,360 Km**

Final | **14.11.2026 17:25**

Race (9:00 and 2 Laps)

18	129	35	168	36
17	131	33	107	34
16	161	31	114	32
15	170	29	178	30

GK4 Kart Series Round 7

X30 Junior — **Genk 1,360 Km**

Final — **14.11.2026 17:25**

Race (9:00 and 2 Laps) started at 17:27:46

Pos	No.	Name	NAT	Chassis	Raceteam	Laps	Total Tm	Diff	Best Tm	Points	Penalty
1	124	Ronan Kamphuis	NLD		KCR Racing Team	12	11:41.198		57.373	80	
2	140	Thijs Van Huis	NLD		Fusion Motorspor	12	11:44.129	2.931	57.226	76	3 sec
3	156	Joris Verkerk	NLD		Team Koene	12	11:45.936	4.738	57.549	73	
4	150	Bruce Ramboer	BEL		MRK	12	11:45.959	4.761	57.453	71	
5	102	Lukas Pelizzari	LUX		Eurokarting	12	11:46.083	4.885	57.563	70	
6	117	dorian grandjean	BEL		Eurokarting	12	11:46.546	5.348	57.695	69	
7	164	Aurelien Lemaire	BEL		Eurokarting	12	11:46.607	5.409	57.623	68	
8	154	Joshua Lauryssen	BEL		CS Competition	12	11:47.136	5.938	57.674	67	
9	175	Jules Decoen	BEL		PJM	12	11:48.478	7.280	57.699	66	
10	138	Manoah Laurent	BEL		PJM	12	11:48.724	7.526	57.634	65	
11	143	Arthur Vander Schelden	BEL		GEAR Racing	12	11:49.202	8.004	57.655	64	
12	186	Elliot Spangtoft	DNK		CV Performance (	12	11:49.924	8.726	57.767	63	
13	148	Milan Smulders	NLD		DFK	12	11:50.465	9.267	57.297	62	3 sec
14	127	Conner Westerhof	NLD		DFK	12	11:50.507	9.309	57.443	61	3 sec
15	177	Louis Strouwen	BEL		TD Racing	12	11:50.986	9.788	57.530	60	3 sec
16	118	Ylian Vandenberghe	BEL		MRK	12	11:51.026	9.828	57.955	59	
17	112	Georges Desmet	BEL		MCK Racing	12	11:52.270	11.072	57.635	58	3 sec
18	135	Gauthier Maquet	BEL		MRK	12	11:57.704	16.506	58.063	57	
19	176	Mees Schuld	NLD		DFK	12	11:57.894	16.696	58.419	56	
20	178	Artem Kikireshko	UKR		UN1	12	11:59.763	18.565	58.206	55	3 sec
21	111	Philippe Massard	LUX		VDK Racing	12	12:01.693	20.495	58.475	54	
22	172	Kyan Ten Have	NLD		CS Competition	12	12:02.060	20.862	58.196	53	5 sec
23	151	Pierre-Edouard Vynckier	BEL		MCK Racing	12	12:02.422	21.224	58.255	52	3 sec
24	179	Mathis Piessens	BEL		Fusion Motorspor	12	12:03.812	22.614	57.814	51	
25	113	Daan Van Dam	NLD		DFK	12	12:03.873	22.675	57.649	50	3 sec
26	133	Jurre Bziuk	NLD		SignMind Acaden	12	12:06.717	25.519	58.379	49	3 sec
27	145	Lionel Thorrez	BEL		MCK Racing	12	12:07.153	25.955	58.516	48	3 sec
28	170	Rafi Kuiper	NLD		DFK	12	12:08.021	26.823	58.234	47	3 sec
29	131	Vinn Uitslag	NLD		MKP	12	12:08.083	26.885	58.776	46	3 sec
30	161	Emile Schoolmeesters	BEL		DFK	12	12:08.751	27.553	58.355	45	5 sec
31	129	Pelle De Vries	NLD		MCK Racing	12	12:12.980	31.782	59.674	44	
32	167	Louis Longin	BEL		TD Racing	12	12:17.574	36.376	58.515	43	
33	114	Angelo Elabouti	BEL		SRS	12	12:20.248	39.050	58.509	42	3 sec
34	163	Matthis Lambrecht	BEL		DFK		1.252	12 Laps		41	
35	107	Rens Schaefer	NLD		DFK	12	12:13.428	32.230	59.457	40	last
Not classified											
DNS	168	Quinn Pieper	NLD		MKP			DNS		0	

Announcements

These results are provisional until the conclusion of any judicial and technical matters!
#172 Time penalty 5 sec. / Pushing
#161 Time penalty 5 sec. / Pushing
#112,113,114,127,131,133,140,145,148,151,170,177,178 time penalty 3 sec. (front fairing)
#107 Placed last / Underweight

Margin of Victory	⌀km/h	Best Lap Tm	km/h	Best Lap by
2.931	83,788	57.226	85,556	140 - Thijs Van Huis

Official Timekeeping camp-company.de — **Orbits**

Timekeeping G. Kristensen:

Clerk of the course J. Van Walsum:

Chief Scrutineer Fons van Dun:

Printed: 14.11.2026 18:21:26

posted at: h

GK4 Kart Series Round 7

X30 Junior

Genk 1,360 Km

Final

14.11.2026 17:25

Race (9:00 and 2 Laps) started at 17:27:46

(124) Ronan Kamphuis

Lap	Time of Day	Lap Tm	Diff	S1 Tm	S2 Tm	S3 Tm
1	17:28:48.424	**1:01.572**	+4.199	25.255	18.030	18.287
2	17:29:48.556	**1:00.132**	+2.759	24.104	17.915	18.113
3	17:30:47.618	**59.062**	+1.689	23.784	17.547	17.731
4	17:31:46.375	**58.757**	+1.384	23.764	17.409	17.584
5	17:32:44.610	**58.235**	+0.862	23.519	17.250	17.466
6	17:33:42.395	**57.785**	+0.412	23.224	17.090	17.471
7	17:34:40.230	**57.835**	+0.462	23.241	17.123	17.471
8	17:35:37.901	**57.671**	+0.298	23.212	17.064	17.395
9	17:36:35.435	**57.534**	+0.161	23.131	17.035	17.368
10	17:37:32.899	**57.464**	+0.091	23.078	17.024	17.362
11	17:38:30.677	**57.778**	+0.405	23.383	17.045	**17.350**
12	17:39:28.050	**57.373**		**22.990**	**16.983**	17.400

(140) Thijs Van Huis

Lap	Time of Day	Lap Tm	Diff	S1 Tm	S2 Tm	S3 Tm
1	17:28:50.967	**1:04.022**	+6.796	27.370	18.512	18.140
2	17:29:51.101	**1:00.134**	+2.908	24.090	18.041	18.003
3	17:30:49.541	**58.440**	+1.214	23.490	17.396	17.554
4	17:31:48.108	**58.567**	+1.341	23.566	17.284	17.717
5	17:32:46.001	**57.893**	+0.667	23.342	17.227	17.324
6	17:33:43.627	**57.626**	+0.400	23.164	17.167	17.295
7	17:34:41.132	**57.505**	+0.279	23.043	17.155	17.307
8	17:35:38.499	**57.367**	+0.141	23.071	17.067	17.229
9	17:36:35.872	**57.373**	+0.147	23.025	17.085	17.263
10	17:37:33.098	**57.226**		**22.941**	17.082	**17.203**
11	17:38:30.402	**57.304**	+0.078	22.971	**17.054**	17.279
12	17:39:27.981	**57.579**	+0.353	23.022	17.094	17.463

(156) Joris Verkerk

Lap	Time of Day	Lap Tm	Diff	S1 Tm	S2 Tm	S3 Tm
1	17:28:50.187	**1:02.790**	+5.241	26.129	18.175	18.486
2	17:29:50.385	**1:00.198**	+2.649	24.504	18.006	17.688
3	17:30:49.445	**59.060**	+1.511	23.823	17.522	17.715
4	17:31:48.399	**58.954**	+1.405	24.035	17.414	17.505
5	17:32:46.654	**58.255**	+0.706	23.534	17.300	17.421
6	17:33:44.390	**57.736**	+0.187	23.198	17.187	17.351
7	17:34:42.164	**57.774**	+0.225	23.172	17.169	17.433
8	17:35:39.713	**57.549**		23.125	**17.080**	17.344
9	17:36:37.341	**57.628**	+0.079	**23.118**	17.179	**17.331**
10	17:37:35.006	**57.665**	+0.116	23.190	17.099	17.376
11	17:38:32.853	**57.847**	+0.298	23.232	17.086	17.529
12	17:39:32.788	**59.935**	+2.386	23.770	18.120	18.045

(150) Bruce Ramboer

Lap	Time of Day	Lap Tm	Diff	S1 Tm	S2 Tm	S3 Tm
1	17:28:51.194	**1:04.068**	+6.615	27.466	18.335	18.267
2	17:29:51.166	**59.972**	+2.519	24.049	18.089	17.834
3	17:30:49.916	**58.750**	+1.297	23.645	17.529	17.576
4	17:31:48.605	**58.689**	+1.236	23.692	17.516	17.481
5	17:32:47.334	**58.729**	+1.276	23.894	17.443	17.392
6	17:33:45.181	**57.847**	+0.394	23.239	17.238	17.370
7	17:34:42.744	**57.563**	+0.110	23.186	17.104	17.273
8	17:35:40.306	**57.562**	+0.109	23.177	17.102	17.283
9	17:36:37.791	**57.485**	+0.032	**23.103**	17.151	**17.231**
10	17:37:35.244	**57.453**		23.108	**17.069**	17.276
11	17:38:32.918	**57.674**	+0.221	23.173	17.126	17.375
12	17:39:32.811	**59.893**	+2.440	23.753	18.170	17.970

(102) Lukas Pelizzari

Lap	Time of Day	Lap Tm	Diff	S1 Tm	S2 Tm	S3 Tm
1	17:28:51.410	**1:04.483**	+6.920	27.783	18.555	18.145
2	17:29:51.957	**1:00.547**	+2.984	24.126	18.308	18.113
3	17:30:51.289	**59.332**	+1.769	23.760	17.871	17.701
4	17:31:49.914	**58.625**	+1.062	23.386	17.604	17.635
5	17:32:48.655	**58.741**	+1.178	23.212	17.984	17.545
6	17:33:46.580	**57.925**	+0.362	23.164	17.317	17.444
7	17:34:44.270	**57.690**	+0.127	23.063	17.292	17.335
8	17:35:41.860	**57.590**	+0.027	23.110	**17.138**	17.342
9	17:36:39.423	**57.563**		23.133	17.152	**17.278**
10	17:37:37.107	**57.684**	+0.121	**22.980**	17.183	17.521
11	17:38:34.828	**57.721**	+0.158	23.148	17.193	17.380
12	17:39:32.935	**58.107**	+0.544	23.061	17.489	17.557

(117) dorian grandjean

Lap	Time of Day	Lap Tm	Diff	S1 Tm	S2 Tm	S3 Tm
1	17:28:48.490	**1:01.373**	+3.678	25.063	18.198	18.112
2	17:29:48.679	**1:00.189**	+2.494	24.324	17.950	17.915
3	17:30:47.954	**59.275**	+1.580	23.880	17.626	17.769
4	17:31:46.898	**58.944**	+1.249	23.688	17.556	17.700
5	17:32:45.346	**58.448**	+0.753	23.539	17.373	17.536
6	17:33:43.470	**58.124**	+0.429	23.391	17.312	17.421
7	17:34:41.589	**58.119**	+0.424	23.395	17.291	17.433
8	17:35:39.388	**57.799**	+0.104	23.187	17.175	17.437
9	17:36:37.083	**57.695**		**23.117**	17.170	**17.408**
10	17:37:34.810	**57.727**	+0.032	23.129	**17.139**	17.459
11	17:38:32.719	**57.909**	+0.214	23.121	17.152	17.636
12	17:39:33.398	**1:00.679**	+2.984	23.879	18.683	18.117

(164) Aurelien Lemaire

Lap	Time of Day	Lap Tm	Diff	S1 Tm	S2 Tm	S3 Tm
1	17:28:50.029	**1:03.006**	+5.383	25.809	18.418	18.779
2	17:29:51.302	**1:01.273**	+3.650	24.831	18.119	18.323
3	17:30:50.360	**59.058**	+1.435	23.780	17.558	17.720
4	17:31:48.979	**58.619**	+0.996	23.574	17.486	17.559
5	17:32:48.087	**59.108**	+1.485	23.843	17.776	17.489
6	17:33:45.997	**57.910**	+0.287	23.169	17.361	17.380
7	17:34:43.620	**57.623**		23.114	**17.150**	**17.359**
8	17:35:41.428	**57.808**	+0.185	23.208	17.206	17.394
9	17:36:39.104	**57.676**	+0.053	23.130	17.177	17.369
10	17:37:37.318	**58.214**	+0.591	23.123	17.266	17.825
11	17:38:35.231	**57.913**	+0.290	23.070	17.221	17.622
12	17:39:33.459	**58.228**	+0.605	**23.047**	17.329	17.852

(154) Joshua Lauryssen

Lap	Time of Day	Lap Tm	Diff	S1 Tm	S2 Tm	S3 Tm
1	17:28:50.251	**1:02.940**	+5.266	25.683	18.407	18.850
2	17:29:51.487	**1:01.236**	+3.562	24.801	18.633	17.802
3	17:30:50.642	**59.155**	+1.481	23.804	17.671	17.680
4	17:31:49.284	**58.642**	+0.968	23.504	17.736	17.402
5	17:32:47.739	**58.455**	+0.781	23.477	17.494	17.484
6	17:33:45.818	**58.079**	+0.405	23.314	17.222	17.543
7	17:34:44.132	**58.314**	+0.640	23.440	17.351	17.523
8	17:35:42.135	**58.003**	+0.329	23.408	17.290	17.305
9	17:36:39.850	**57.715**	+0.041	23.158	17.281	**17.276**
10	17:37:37.524	**57.674**		**23.059**	**17.218**	17.397
11	17:38:35.519	**57.995**	+0.321	23.289	17.231	17.475
12	17:39:33.988	**58.469**	+0.795	23.552	17.487	17.430

(175) Jules Decoen

Lap	Time of Day	Lap Tm	Diff	S1 Tm	S2 Tm	S3 Tm
1	17:28:50.068	**1:02.840**	+5.141	25.866	18.464	18.510
2	17:29:50.221	**1:00.153**	+2.454	24.343	17.893	17.917
3	17:30:49.214	**58.993**	+1.294	23.718	17.601	17.674
4	17:31:48.465	**59.251**	+1.552	23.614	17.382	18.255
5	17:32:48.922	**1:00.457**	+2.758	24.431	18.286	17.740
6	17:33:46.881	**57.959**	+0.260	23.271	17.264	17.424
7	17:34:44.580	**57.699**		23.248	**17.099**	**17.352**
8	17:35:42.458	**57.878**	+0.179	23.259	17.240	17.379
9	17:36:40.434	**57.976**	+0.277	**23.122**	17.404	17.450
10	17:37:38.477	**58.043**	+0.344	23.132	17.457	17.454
11	17:38:36.629	**58.152**	+0.453	23.171	17.224	17.757
12	17:39:35.330	**58.701**	+1.002	23.618	17.434	17.649

(138) Manoah Laurent

Lap	Time of Day	Lap Tm	Diff	S1 Tm	S2 Tm	S3 Tm
1	17:28:51.772	**1:04.289**	+6.655	27.766	18.415	18.108
2	17:29:52.532	**1:00.760**	+3.126	23.936	18.255	18.569
3	17:30:51.478	**58.946**	+1.312	23.712	17.667	17.567
4	17:31:50.392	**58.914**	+1.280	23.393	17.651	17.870

GK4 Kart Series Round 7

X30 Junior

Genk 1,360 Km

Final

14.11.2026 17:25

Race (9:00 and 2 Laps) started at 17:27:46

Lap	Time of Day	Lap Tm	Diff	S1 Tm	S2 Tm	S3 Tm
5	17:32:49.310	**58.918**	+1.284	23.312	17.642	17.964
6	17:33:48.117	**58.807**	+1.173	23.804	17.548	17.455
7	17:34:45.859	**57.742**	+0.108	23.125	17.235	17.382
8	17:35:43.692	**57.833**	+0.199	23.140	17.338	**17.355**
9	17:36:41.787	**58.095**	+0.461	23.147	17.237	17.711
10	17:37:39.655	**57.868**	+0.234	23.236	17.247	17.385
11	17:38:37.289	**57.634**		23.082	**17.171**	17.381
12	17:39:35.576	**58.287**	+0.653	**23.075**	17.525	17.687

(143) Arthur Vander Schelden

Lap	Time of Day	Lap Tm	Diff	S1 Tm	S2 Tm	S3 Tm
1	17:28:51.878	**1:04.675**	+7.020	27.849	18.500	18.326
2	17:29:52.565	**1:00.687**	+3.032	24.706	17.911	18.070
3	17:30:53.081	**1:00.516**	+2.861	24.509	18.331	17.676
4	17:31:52.009	**58.928**	+1.273	23.963	17.529	17.436
5	17:32:50.375	**58.366**	+0.711	23.454	17.484	17.428
6	17:33:49.155	**58.780**	+1.125	23.746	17.565	17.469
7	17:34:47.158	**58.003**	+0.348	23.308	17.260	17.435
8	17:35:44.956	**57.798**	+0.143	23.182	17.255	17.361
9	17:36:42.706	**57.750**	+0.095	23.153	17.215	17.382
10	17:37:40.361	**57.655**		23.089	**17.214**	**17.352**
11	17:38:38.098	**57.737**	+0.082	**23.088**	17.268	17.381
12	17:39:36.054	**57.956**	+0.301	23.145	17.335	17.476

(186) Elliot Spangtoft

Lap	Time of Day	Lap Tm	Diff	S1 Tm	S2 Tm	S3 Tm
1	17:28:53.193	**1:05.890**	+8.123	28.332	19.197	18.361
2	17:29:53.056	**59.863**	+2.096	24.125	17.935	17.803
3	17:30:53.461	**1:00.405**	+2.638	24.130	18.465	17.810
4	17:31:52.460	**58.999**	+1.232	23.736	17.658	17.605
5	17:32:51.288	**58.828**	+1.061	23.723	17.543	17.562
6	17:33:49.448	**58.160**	+0.393	23.322	17.354	17.484
7	17:34:47.460	**58.012**	+0.245	23.203	17.364	17.445
8	17:35:45.381	**57.921**	+0.154	23.215	17.289	17.417
9	17:36:43.225	**57.844**	+0.077	23.165	17.246	17.433
10	17:37:41.096	**57.871**	+0.104	**23.100**	17.367	**17.404**
11	17:38:38.863	**57.767**		23.132	**17.217**	17.418
12	17:39:36.776	**57.913**	+0.146	23.235	17.246	17.432

(148) Milan Smulders

Lap	Time of Day	Lap Tm	Diff	S1 Tm	S2 Tm	S3 Tm
1	17:28:52.196	**1:05.162**	+7.865	28.301	18.715	18.146
2	17:29:52.175	**59.979**	+2.682	24.092	17.873	18.014
3	17:30:51.148	**58.973**	+1.676	23.646	17.666	17.661
4	17:31:50.474	**59.326**	+2.029	23.300	17.771	18.255
5	17:32:49.206	**58.732**	+1.435	23.440	17.513	17.779
6	17:33:47.552	**58.346**	+1.049	23.675	17.255	17.416
7	17:34:45.189	**57.637**	+0.340	23.093	17.131	17.413
8	17:35:42.624	**57.435**	+0.138	23.059	17.100	17.276
9	17:36:40.302	**57.678**	+0.381	23.085	17.208	17.385
10	17:37:37.599	**57.297**		**23.004**	**17.073**	**17.220**
11	17:38:35.441	**57.842**	+0.545	23.142	17.133	17.567
12	17:39:34.317	**58.876**	+1.579	23.596	17.735	17.545

(127) Conner Westerhof

Lap	Time of Day	Lap Tm	Diff	S1 Tm	S2 Tm	S3 Tm
1	17:28:54.464	**1:06.279**	+8.836	28.048	19.709	18.522
2	17:29:54.977	**1:00.513**	+3.070	24.290	17.927	18.296
3	17:30:53.925	**58.948**	+1.505	23.640	17.511	17.797
4	17:31:52.601	**58.676**	+1.233	23.580	17.613	17.483
5	17:32:50.585	**57.984**	+0.541	23.284	17.349	17.351
6	17:33:48.633	**58.048**	+0.605	23.459	17.282	17.307
7	17:34:46.451	**57.818**	+0.375	23.111	17.234	17.473
8	17:35:44.139	**57.688**	+0.245	23.246	17.153	**17.289**
9	17:36:41.723	**57.584**	+0.141	23.079	17.074	17.431
10	17:37:39.254	**57.531**	+0.088	23.056	17.155	17.320
11	17:38:36.697	**57.443**		**22.991**	**17.021**	17.431
12	17:39:34.359	**57.662**	+0.219	23.029	17.268	17.365

(177) Louis Strouwen

Lap	Time of Day	Lap Tm	Diff	S1 Tm	S2 Tm	S3 Tm
1	17:28:53.505	**1:05.630**	+8.100	27.958	19.156	18.516
2	17:29:53.357	**59.852**	+2.322	24.137	17.854	17.861
3	17:30:52.981	**59.624**	+2.094	23.616	18.224	17.784
4	17:31:51.482	**58.501**	+0.971	23.462	17.438	17.601
5	17:32:49.544	**58.062**	+0.532	23.293	17.250	17.519
6	17:33:47.942	**58.398**	+0.868	23.515	17.337	17.546
7	17:34:45.472	**57.530**		23.024	17.173	**17.333**
8	17:35:43.068	**57.596**	+0.066	23.104	**17.147**	17.345
9	17:36:40.781	**57.713**	+0.183	**22.888**	17.398	17.427
10	17:37:38.798	**58.017**	+0.487	22.949	17.383	17.685
11	17:38:36.553	**57.755**	+0.225	23.102	17.197	17.456
12	17:39:34.838	**58.285**	+0.755	23.508	17.273	17.504

(118) Ylian Vandenberghe

Lap	Time of Day	Lap Tm	Diff	S1 Tm	S2 Tm	S3 Tm
1	17:28:53.228	**1:05.499**	+7.544	27.788	19.188	18.523
2	17:29:53.584	**1:00.356**	+2.401	24.537	17.888	17.931
3	17:30:53.591	**1:00.007**	+2.052	23.804	18.414	17.789
4	17:31:53.102	**59.511**	+1.556	23.988	17.648	17.875
5	17:32:51.552	**58.450**	+0.495	23.437	17.446	17.567
6	17:33:49.863	**58.311**	+0.356	23.413	17.388	17.510
7	17:34:47.881	**58.018**	+0.063	23.271	17.335	**17.412**
8	17:35:45.836	**57.955**		23.222	17.293	17.440
9	17:36:43.815	**57.979**	+0.024	**23.215**	17.294	17.470
10	17:37:41.785	**57.970**	+0.015	23.271	17.239	17.460
11	17:38:39.861	**58.076**	+0.121	23.233	17.374	17.469
12	17:39:37.878	**58.017**	+0.062	23.292	**17.214**	17.511

(112) Georges Desmet

Lap	Time of Day	Lap Tm	Diff	S1 Tm	S2 Tm	S3 Tm
1	17:28:52.601	**1:05.121**	+7.486	27.938	18.877	18.306
2	17:29:52.843	**1:00.242**	+2.607	24.214	18.044	17.984
3	17:30:52.803	**59.960**	+2.325	24.068	18.053	17.839
4	17:31:51.714	**58.911**	+1.276	24.020	17.382	17.509
5	17:32:50.129	**58.415**	+0.780	23.476	17.279	17.660
6	17:33:48.389	**58.260**	+0.625	23.366	17.383	17.511
7	17:34:46.564	**58.175**	+0.540	23.187	17.193	17.795
8	17:35:44.603	**58.039**	+0.404	23.438	17.244	17.357
9	17:36:42.316	**57.713**	+0.078	23.186	17.167	17.360
10	17:37:39.951	**57.635**		**23.144**	**17.137**	**17.354**
11	17:38:37.778	**57.827**	+0.192	23.186	17.195	17.446
12	17:39:36.122	**58.344**	+0.709	23.308	17.247	17.789

(135) Gauthier Maquet

Lap	Time of Day	Lap Tm	Diff	S1 Tm	S2 Tm	S3 Tm
1	17:28:55.405	**1:07.239**	+9.176	28.827	19.705	18.707
2	17:29:56.087	**1:00.682**	+2.619	24.686	17.958	18.038
3	17:30:55.755	**59.668**	+1.605	23.936	17.780	17.952
4	17:31:56.016	**1:00.261**	+2.198	24.547	17.764	17.950
5	17:32:55.357	**59.341**	+1.278	23.895	17.801	17.645
6	17:33:53.830	**58.473**	+0.410	23.404	17.484	17.585
7	17:34:52.241	**58.411**	+0.348	23.406	17.497	17.508
8	17:35:50.493	**58.252**	+0.189	**23.260**	17.344	17.648
9	17:36:48.901	**58.408**	+0.345	23.615	17.301	17.492
10	17:37:46.964	**58.063**		23.293	**17.284**	17.486
11	17:38:45.034	**58.070**	+0.007	23.321	17.303	**17.446**
12	17:39:44.556	**59.522**	+1.459	23.630	18.055	17.837

(176) Mees Schuld

Lap	Time of Day	Lap Tm	Diff	S1 Tm	S2 Tm	S3 Tm
1	17:28:53.808	**1:06.160**	+7.741	28.434	19.419	18.307
2	17:29:54.102	**1:00.294**	+1.875	24.305	17.974	18.015
3	17:30:54.289	**1:00.187**	+1.768	23.857	18.079	18.251
4	17:31:53.585	**59.296**	+0.877	23.651	17.768	17.877
5	17:32:52.555	**58.970**	+0.551	23.670	17.605	17.695
6	17:33:51.390	**58.835**	+0.416	23.612	17.619	17.604
7	17:34:50.018	**58.628**	+0.209	23.689	17.414	17.525
8	17:35:48.513	**58.495**	+0.076	23.529	17.379	17.587
9	17:36:46.932	**58.419**		23.557	**17.364**	**17.498**
10	17:37:45.531	**58.599**	+0.180	23.492	17.527	17.580

GK4 Kart Series Round 7

X30 Junior — Genk 1,360 Km

Final — 14.11.2026 17:25

Race (9:00 and 2 Laps) started at 17:27:46

Lap	Time of Day	Lap Tm	Diff	S1 Tm	S2 Tm	S3 Tm
11	17:38:44.222	**58.691**	+0.272	**23.480**	17.375	17.836
12	17:39:44.746	**1:00.524**	+2.105	24.326	18.083	18.115

(178) Artem Kikireshko

Lap	Time of Day	Lap Tm	Diff	S1 Tm	S2 Tm	S3 Tm
1	17:28:54.578	**1:06.188**	+7.982	28.020	19.696	18.472
2	17:29:55.111	**1:00.533**	+2.327	24.034	18.149	18.350
3	17:30:55.284	**1:00.173**	+1.967	23.860	18.134	18.179
4	17:31:54.728	**59.444**	+1.238	23.787	17.689	17.968
5	17:32:53.834	**59.106**	+0.900	23.851	17.697	17.558
6	17:33:52.672	**58.838**	+0.632	23.507	17.625	17.706
7	17:34:51.070	**58.398**	+0.192	23.384	17.546	**17.468**
8	17:35:49.371	**58.301**	+0.095	23.454	**17.371**	17.476
9	17:36:47.577	**58.206**		**23.266**	17.467	17.473
10	17:37:46.031	**58.454**	+0.248	23.296	17.633	17.525
11	17:38:44.402	**58.371**	+0.165	23.396	17.494	17.481
12	17:39:43.615	**59.213**	+1.007	24.072	17.567	17.574

(111) Philippe Massard

Lap	Time of Day	Lap Tm	Diff	S1 Tm	S2 Tm	S3 Tm
1	17:28:55.858	**1:07.547**	+9.072	28.761	20.090	18.696
2	17:29:56.411	**1:00.553**	+2.078	24.413	18.043	18.097
3	17:30:56.154	**59.743**	+1.268	23.992	17.775	17.976
4	17:31:56.261	**1:00.107**	+1.632	24.224	17.976	17.907
5	17:32:56.556	**1:00.295**	+1.820	24.333	18.159	17.803
6	17:33:55.434	**58.878**	+0.403	23.548	17.584	17.746
7	17:34:54.097	**58.663**	+0.188	23.556	17.422	17.685
8	17:35:52.731	**58.634**	+0.159	**23.427**	17.544	17.663
9	17:36:51.206	**58.475**		23.464	**17.413**	**17.598**
10	17:37:50.685	**59.479**	+1.004	23.737	17.751	17.991
11	17:38:49.703	**59.018**	+0.543	23.620	17.703	17.695
12	17:39:48.545	**58.842**	+0.367	23.687	17.523	17.632

(172) Kyan Ten Have

Lap	Time of Day	Lap Tm	Diff	S1 Tm	S2 Tm	S3 Tm
1	17:28:55.477	**1:07.428**	+9.232	28.639	20.179	18.610
2	17:29:55.877	**1:00.400**	+2.204	24.402	17.930	18.068
3	17:30:55.628	**59.751**	+1.555	23.931	17.737	18.083
4	17:31:54.672	**59.044**	+0.848	23.724	17.593	17.727
5	17:32:53.609	**58.937**	+0.741	23.693	17.497	17.747
6	17:33:52.287	**58.678**	+0.482	23.535	17.484	17.659
7	17:34:50.717	**58.430**	+0.234	23.437	17.383	17.610
8	17:35:49.060	**58.343**	+0.147	23.375	17.393	17.575
9	17:36:47.256	**58.196**		**23.295**	**17.325**	17.576
10	17:37:45.731	**58.475**	+0.279	23.304	17.702	**17.469**
11	17:38:44.267	**58.536**	+0.340	23.429	17.387	17.720
12	17:39:43.912	**59.645**	+1.449	24.168	17.876	17.601

(151) Pierre-Edouard Vynckier

Lap	Time of Day	Lap Tm	Diff	S1 Tm	S2 Tm	S3 Tm
1	17:28:56.908	**1:08.917**	+10.662	30.281	19.599	19.037
2	17:29:57.174	**1:00.266**	+2.011	24.347	17.995	17.924
3	17:30:57.168	**59.994**	+1.739	24.062	17.851	18.081
4	17:31:56.691	**59.523**	+1.268	23.804	17.728	17.991
5	17:32:55.809	**59.118**	+0.863	23.791	17.615	17.712
6	17:33:54.305	**58.496**	+0.241	23.537	**17.340**	17.619
7	17:34:52.776	**58.471**	+0.216	23.391	17.383	17.697
8	17:35:51.031	**58.255**		**23.339**	17.363	**17.553**
9	17:36:50.642	**59.611**	+1.356	23.616	17.897	18.098
10	17:37:49.339	**58.697**	+0.442	23.649	17.421	17.627
11	17:38:47.717	**58.378**	+0.123	23.367	17.385	17.626
12	17:39:46.274	**58.557**	+0.302	23.539	17.443	17.575

(179) Mathis Piessens

Lap	Time of Day	Lap Tm	Diff	S1 Tm	S2 Tm	S3 Tm
1	17:29:05.644	**1:18.249**	+20.435	40.971	18.878	18.400
2	17:30:05.396	**59.752**	+1.938	24.065	17.851	17.836
3	17:31:04.402	**59.006**	+1.192	23.687	17.655	17.664
4	17:32:03.009	**58.607**	+0.793	23.511	17.514	17.582
5	17:33:01.452	**58.443**	+0.629	23.413	17.279	17.751
6	17:33:59.680	**58.228**	+0.414	23.361	17.307	17.560
7	17:34:57.685	**58.005**	+0.191	23.376	17.215	17.414
8	17:35:55.639	**57.954**	+0.140	23.304	17.230	17.420
9	17:36:53.453	**57.814**		23.256	**17.205**	17.353
10	17:37:51.502	**58.049**	+0.235	**23.177**	17.572	**17.300**
11	17:38:51.677	**1:00.175**	+2.361	24.017	18.139	18.019
12	17:39:50.664	**58.987**	+1.173	23.308	17.898	17.781

(113) Daan Van Dam

Lap	Time of Day	Lap Tm	Diff	S1 Tm	S2 Tm	S3 Tm
1	17:29:02.856	**1:14.910**	+17.261	37.592	18.830	18.488
2	17:30:02.793	**59.937**	+2.288	24.116	17.865	17.956
3	17:31:01.448	**58.655**	+1.006	23.568	17.542	17.545
4	17:32:00.518	**59.070**	+1.421	23.241	18.212	17.617
5	17:32:59.456	**58.938**	+1.289	23.382	17.618	17.938
6	17:33:57.653	**58.197**	+0.548	23.546	17.183	17.468
7	17:34:55.946	**58.293**	+0.644	23.387	17.350	17.556
8	17:35:53.595	**57.649**		23.066	17.187	**17.396**
9	17:36:51.354	**57.759**	+0.110	**23.046**	**17.166**	17.547
10	17:37:50.757	**59.403**	+1.754	23.762	17.732	17.909
11	17:38:49.749	**58.992**	+1.343	23.634	17.814	17.544
12	17:39:47.725	**57.976**	+0.327	23.295	17.217	17.464

(133) Jurre Bziuk

Lap	Time of Day	Lap Tm	Diff	S1 Tm	S2 Tm	S3 Tm
1	17:28:54.638	**1:06.362**	+7.983	28.057	19.963	18.342
2	17:29:55.316	**1:00.678**	+2.299	24.596	18.107	17.975
3	17:30:55.580	**1:00.264**	+1.885	23.881	17.888	18.495
4	17:31:55.376	**59.796**	+1.417	24.425	17.662	17.709
5	17:32:54.470	**59.094**	+0.715	23.778	17.651	17.665
6	17:33:53.454	**58.984**	+0.605	23.662	17.616	17.706
7	17:34:51.833	**58.379**		23.415	**17.408**	**17.556**
8	17:35:50.567	**58.734**	+0.355	**23.375**	17.481	17.878
9	17:36:50.603	**1:00.036**	+1.657	24.009	17.792	18.235
10	17:37:50.627	**1:00.024**	+1.645	23.948	17.927	18.149
11	17:38:50.200	**59.573**	+1.194	24.097	17.834	17.642
12	17:39:50.569	**1:00.369**	+1.990	24.375	17.927	18.067

(145) Lionel Thorrez

Lap	Time of Day	Lap Tm	Diff	S1 Tm	S2 Tm	S3 Tm
1	17:28:54.909	**1:07.150**	+8.634	28.761	19.943	18.446
2	17:29:55.601	**1:00.692**	+2.176	24.420	18.257	18.015
3	17:30:55.583	**59.982**	+1.466	23.809	17.970	18.203
4	17:31:56.091	**1:00.508**	+1.992	24.563	17.940	18.005
5	17:32:55.067	**58.976**	+0.460	23.762	17.627	17.587
6	17:33:53.583	**58.516**		23.427	**17.422**	17.667
7	17:34:52.946	**59.363**	+0.847	23.553	17.871	17.939
8	17:35:52.172	**59.226**	+0.710	24.171	17.507	**17.548**
9	17:36:50.739	**58.567**	+0.051	**23.248**	17.469	17.850
10	17:37:50.683	**59.944**	+1.428	23.889	17.935	18.120
11	17:38:51.239	**1:00.556**	+2.040	24.844	17.984	17.728
12	17:39:51.005	**59.766**	+1.250	23.565	18.430	17.771

(170) Rafi Kuiper

Lap	Time of Day	Lap Tm	Diff	S1 Tm	S2 Tm	S3 Tm
1	17:29:01.454	**1:13.088**	+14.854	35.451	19.101	18.536
2	17:30:01.560	**1:00.106**	+1.872	24.367	17.751	17.988
3	17:31:00.674	**59.114**	+0.880	23.837	17.551	17.726
4	17:31:59.877	**59.203**	+0.969	23.626	17.914	17.663
5	17:32:58.707	**58.830**	+0.596	23.602	17.478	17.750
6	17:33:57.353	**58.646**	+0.412	23.539	17.387	17.720
7	17:34:55.844	**58.491**	+0.257	23.550	**17.356**	17.585
8	17:35:54.223	**58.379**	+0.145	23.497	17.367	**17.515**
9	17:36:52.457	**58.234**		**23.335**	17.359	17.540
10	17:37:52.041	**59.584**	+1.350	24.060	17.947	17.577
11	17:38:51.966	**59.925**	+1.691	23.919	17.969	18.037
12	17:39:51.873	**59.907**	+1.673	23.932	18.152	17.823

(131) Vinn Uitslag

Lap	Time of Day	Lap Tm	Diff	S1 Tm	S2 Tm	S3 Tm
1	17:28:56.204	**1:07.403**	+8.627	28.599	20.019	18.785
2	17:29:57.036	**1:00.832**	+2.056	24.736	18.009	18.087

GK4 Kart Series Round 7

X30 Junior

Genk 1,360 Km

Final

14.11.2026 17:25

Race (9:00 and 2 Laps) started at 17:27:46

Lap	Time of Day	Lap Tm	Diff	S1 Tm	S2 Tm	S3 Tm
3	17:30:57.384	**1:00.348**	+1.572	23.934	18.038	18.376
4	17:31:57.084	**59.700**	+0.924	23.925	17.894	17.881
5	17:32:56.798	**59.714**	+0.938	23.818	17.941	17.955
6	17:33:55.878	**59.080**	+0.304	23.735	17.619	17.726
7	17:34:54.680	**58.802**	+0.026	23.589	**17.456**	17.757
8	17:35:53.563	**58.883**	+0.107	**23.572**	17.587	17.724
9	17:36:52.339	**58.776**		23.580	17.503	**17.693**
10	17:37:51.273	**58.934**	+0.158	23.585	17.609	17.740
11	17:38:51.906	**1:00.633**	+1.857	24.566	17.959	18.108
12	17:39:51.935	**1:00.029**	+1.253	24.011	17.943	18.075

(161) Emile Schoolmeesters

Lap	Time of Day	Lap Tm	Diff	S1 Tm	S2 Tm	S3 Tm
1	17:28:56.017	**1:07.465**	+9.110	28.618	20.192	18.655
2	17:29:56.606	**1:00.589**	+2.234	24.535	18.010	18.044
3	17:30:56.236	**59.630**	+1.275	24.030	17.842	17.758
4	17:31:56.400	**1:00.164**	+1.809	24.362	17.830	17.972
5	17:32:56.014	**59.614**	+1.259	24.094	17.885	17.635
6	17:33:54.782	**58.768**	+0.413	23.589	17.573	17.606
7	17:34:53.137	**58.355**		23.476	**17.334**	**17.545**
8	17:35:52.519	**59.382**	+1.027	23.899	17.868	17.615
9	17:36:50.968	**58.449**	+0.094	**23.355**	17.464	17.630
10	17:37:50.996	**1:00.028**	+1.673	24.100	17.919	18.009
11	17:38:50.341	**59.345**	+0.990	24.181	17.517	17.647
12	17:39:50.603	**1:00.262**	+1.907	24.308	17.986	17.968

(129) Pelle De Vries

Lap	Time of Day	Lap Tm	Diff	S1 Tm	S2 Tm	S3 Tm
1	17:28:56.981	**1:07.752**	+8.078	28.534	19.950	19.268
2	17:29:58.154	**1:01.173**	+1.499	24.789	18.198	18.186
3	17:30:58.968	**1:00.814**	+1.140	24.480	18.114	18.220
4	17:31:59.292	**1:00.324**	+0.650	24.220	17.931	18.173
5	17:32:59.390	**1:00.098**	+0.424	24.263	17.852	17.983
6	17:33:59.508	**1:00.118**	+0.444	24.296	17.868	17.954
7	17:34:59.714	**1:00.206**	+0.532	24.233	18.048	17.925
8	17:36:00.102	**1:00.388**	+0.714	24.101	18.080	18.207
9	17:37:00.274	**1:00.172**	+0.498	24.165	17.922	18.085
10	17:38:00.289	**1:00.015**	+0.341	24.084	17.838	18.093
11	17:39:00.158	**59.869**	+0.195	24.059	17.894	17.916
12	17:39:59.832	**59.674**		**24.003**	**17.786**	**17.885**

(167) Louis Longin

Lap	Time of Day	Lap Tm	Diff	S1 Tm	S2 Tm	S3 Tm
1	17:29:10.938	**1:23.315**	+24.800	44.880	19.320	19.115
2	17:30:13.042	**1:02.104**	+3.589	25.235	18.495	18.374
3	17:31:13.459	**1:00.417**	+1.902	24.348	17.962	18.107
4	17:32:13.112	**59.653**	+1.138	23.993	17.765	17.895
5	17:33:12.726	**59.614**	+1.099	24.023	17.784	17.807
6	17:34:11.660	**58.934**	+0.419	23.668	17.484	17.782
7	17:35:10.791	**59.131**	+0.616	23.745	17.661	17.725
8	17:36:09.895	**59.104**	+0.589	23.603	17.653	17.848
9	17:37:08.566	**58.671**	+0.156	23.567	17.461	17.643
10	17:38:07.214	**58.648**	+0.133	23.556	**17.357**	17.735
11	17:39:05.911	**58.697**	+0.182	23.537	17.488	17.672
12	17:40:04.426	**58.515**		**23.494**	17.441	**17.580**

(114) Angelo Elabouti

Lap	Time of Day	Lap Tm	Diff	S1 Tm	S2 Tm	S3 Tm
1	17:29:11.176	**1:22.520**	+24.011	43.994	19.641	18.885
2	17:30:12.621	**1:01.445**	+2.936	24.943	18.196	18.306
3	17:31:12.687	**1:00.066**	+1.557	24.238	17.915	17.913
4	17:32:12.607	**59.920**	+1.411	23.970	17.967	17.983
5	17:33:11.928	**59.321**	+0.812	23.867	17.675	17.779
6	17:34:11.176	**59.248**	+0.739	23.695	17.699	17.854
7	17:35:10.327	**59.151**	+0.642	23.791	17.629	17.731
8	17:36:09.478	**59.151**	+0.642	23.584	17.822	17.745
9	17:37:08.297	**58.819**	+0.310	23.526	17.668	17.625
10	17:38:07.001	**58.704**	+0.195	23.429	17.582	17.693
11	17:39:05.510	**58.509**		**23.375**	17.557	**17.577**
12	17:40:04.100	**58.590**	+0.081	23.377	**17.537**	17.676

(107) Rens Schaefer

Lap	Time of Day	Lap Tm	Diff	S1 Tm	S2 Tm	S3 Tm
1	17:28:57.517	**1:08.076**	+8.619	28.954	20.011	19.111
2	17:29:59.328	**1:01.811**	+2.354	24.901	18.432	18.478
3	17:30:59.858	**1:00.530**	+1.073	24.323	18.263	17.944
4	17:32:01.368	**1:01.510**	+2.053	24.321	19.057	18.132
5	17:33:01.895	**1:00.527**	+1.070	24.075	18.151	18.301
6	17:34:02.093	**1:00.198**	+0.741	23.917	18.218	18.063
7	17:35:01.911	**59.818**	+0.361	24.021	17.863	17.934
8	17:36:01.446	**59.535**	+0.078	23.897	**17.751**	17.887
9	17:37:01.183	**59.737**	+0.280	23.956	17.858	17.923
10	17:38:00.640	**59.457**		**23.815**	17.753	17.889
11	17:39:00.505	**59.865**	+0.408	24.055	17.889	17.921
12	17:40:00.280	**59.775**	+0.318	24.003	17.888	**17.884**

GK4 Kart Series Round 7

Lapchart

X30 Junior

Genk 1,360 Km

Final

14.11.2026 17:25

Race (9:00 and 2 Laps) started at 17:27:46

Competitors		Laps												
		0	1	2	3	4	5	6	7	8	9	10	11	12
Ronan Kamphuis (124)	1	124	124	124	124	124	124	124	124	124	124	124	140	140
Lukas Pelizzari (102)	2	102	117	117	117	117	117	117	140	140	140	140	124	124
Thijs Van Huis (140)	3	140	164	175	175	140	140	140	117	117	117	117	117	156
Aurelien Lemaire (164)	4	164	175	156	156	156	156	156	156	156	156	156	156	150
Milan Smulders (148)	5	148	156	140	140	175	150	150	150	150	150	150	150	102
dorian grandjean (117)	6	117	154	150	150	150	154	154	164	164	164	102	102	117
Bruce Ramboer (150)	7	150	140	164	164	164	164	164	154	102	102	164	164	164
Arthur Vander Schelden (143)	8	143	150	154	154	154	102	102	102	154	154	154	148	154
Jules Decoen (175)	9	175	102	102	148	102	175	175	175	175	148	148	154	148
Elliot Spangtoft (186)	10	186	138	148	102	138	148	148	148	148	175	175	177	127
Joshua Lauryssen (154)	11	154	143	138	138	148	138	177	177	177	177	177	175	177
Mathis Piessens (179)	12	179	148	143	112	177	177	138	138	138	127	127	127	175
Joris Verkerk (156)	13	156	112	112	177	112	112	112	127	127	138	138	138	138
Georges Desmet (112)	14	112	186	186	143	143	143	127	112	112	112	112	112	143
Manoah Laurent (138)	15	138	118	177	186	186	127	143	143	143	143	143	143	112
Louis Longin (167)	16	167	177	118	118	127	186	186	186	186	186	186	186	186
Mees Schuld (176)	17	176	176	176	127	118	118	118	118	118	118	118	118	118
Ylian Vandenberghe (118)	18	118	127	127	176	176	176	176	176	176	176	176	176	178
Lionel Thorrez (145)	19	145	178	178	178	172	172	172	172	172	172	172	172	172
Louis Strouwen (177)	20	177	133	133	133	178	178	178	178	178	178	178	178	135
Daan Van Dam (113)	21	113	145	145	145	133	133	133	133	135	135	135	135	176
Pierre-Edouard Vynckier (151)	22	151	135	172	172	135	145	145	135	133	133	151	151	151
Kyan Ten Have (172)	23	172	172	135	135	145	135	135	151	151	151	133	111	113
Matthis Lambrecht (163)	24	163	111	111	111	111	151	151	145	145	145	145	113	111
Gauthier Maquet (135)	25	135	161	161	161	161	161	161	161	161	161	111	133	133
Conner Westerhof (127)	26	127	131	131	151	151	111	111	111	111	111	113	161	161
Jurre Bziuk (133)	27	133	151	151	131	131	131	131	131	131	113	161	145	179
Philippe Massard (111)	28	111	129	129	129	129	170	170	170	113	131	131	179	145
Rafi Kuiper (170)	29	170	107	107	107	170	129	113	113	170	170	179	131	170
Artem Kikireshko (178)	30	178	170	170	170	113	113	129	179	179	179	170	170	131
Emile Schoolmeesters (161)	31	161	113	113	113	107	179	179	129	129	129	129	129	129
Angelo Elabouti (114)	32	114	179	179	179	179	107	107	107	107	107	107	107	107
Vinn Uitslag (131)	33	131	167	114	114	114	114	114	114	114	114	114	114	114
Pelle De Vries (129)	34	129	114	167	167	167	167	167	167	167	167	167	167	167
Rens Schaefer (107)	35	107												
-	36													

GK4 Kart Series Round 7

X30 Senior — **Genk 1,360 Km**

Warm up — **14.11.2026 09:50**

Practice (5:00 Time) started at 9:51:02

Pos	No.	Name	NAT	Raceteam	Laps	Best Tm	Diff	Gap	In Lap	km/h
1	**255**	Kevin Bakker	NLD	KCR Racing Team	**5**	**55.271**			4	88,582
2	**243**	Anthony Bongartz	BEL	Marechal	**5**	**55.294**	**0.023**	0.023	5	88,545
3	**321**	Jules Vanhulle	BEL	TD Racing	**5**	**55.383**	**0.112**	0.089	4	88,403
4	**227**	Edouard Godfroid	BEL	RSD Karting	**5**	**55.390**	**0.119**	0.007	5	88,391
5	**323**	Antoine Duval	BEL	Eurokarting	**5**	**55.475**	**0.204**	0.085	5	88,256
6	**262**	Markus Glume	BEL	Marechal	**5**	**55.504**	**0.233**	0.029	4	88,210
7	**285**	Roberto Baas	NLD	WJS Racing	**5**	**55.541**	**0.270**	0.037	4	88,151
8	**309**	Lionel Munguia	NLD	Redeker Kartteam	**5**	**55.572**	**0.301**	0.031	4	88,102
9	**211**	Julian Altelaar	NLD	DFK	**5**	**55.604**	**0.333**	0.032	5	88,051
10	**247**	Dani Boers	NLD	WJS Racing	**5**	**55.659**	**0.388**	0.055	5	87,964
11	**290**	Alexandre Mercier	BEL	CTR	**5**	**55.679**	**0.408**	0.020	4	87,933
12	**388**	Noa Mengal	BEL	RSD Karting	**5**	**55.700**	**0.429**	0.021	5	87,899
13	**245**	Charly Glume	BEL	Marechal	**5**	**55.700**	**0.429**		4	87,899
14	**311**	Ties Van Dijck	NLD	DFK	**5**	**55.710**	**0.439**	0.010	5	87,884
15	**246**	Sam Geluk	NLD	MKP	**5**	**55.809**	**0.538**	0.099	5	87,728
16	**205**	Stef Kuypers	NLD	DFK	**5**	**55.810**	**0.539**	0.001	5	87,726
17	**242**	Yanis Vandenbosch	BEL	Eurokarting	**5**	**55.866**	**0.595**	0.056	4	87,638
18	**331**	Lars Vennink	NLD	VK Racing	**5**	**55.906**	**0.635**	0.040	5	87,576
19	**369**	Thiago Dirks	NLD	Energy Corse BNL	**5**	**55.962**	**0.691**	0.056	5	87,488
20	**337**	Pepijn Steijger	NLD	KCR Racing Team	**5**	**55.987**	**0.716**	0.025	4	87,449
21	**282**	Leon Lijnsvelt	NLD	TD Racing	**5**	**56.000**	**0.729**	0.013	5	87,429
22	**329**	Rav Martens	NLD	Koene Racing	**5**	**56.021**	**0.750**	0.021	4	87,396
23	**320**	Kenneth Van Moerkerke	BEL	KA Motorsport	**5**	**56.060**	**0.789**	0.039	5	87,335
24	**336**	Cas Oorthuis	NLD	Koene Racing	**5**	**56.069**	**0.798**	0.009	5	87,321
25	**335**	Flavio Caira	BEL	VDK Racing	**5**	**56.157**	**0.886**	0.088	5	87,184
26	**293**	Dennis Bouman	NLD	WJS Racing	**5**	**56.162**	**0.891**	0.005	4	87,176
27	**252**	Nick Dechow	NLD		**5**	**56.188**	**0.917**	0.026	5	87,136
28	**350**	Xavier Zandbergen	NLD	DFK	**5**	**56.251**	**0.980**	0.063	4	87,038
29	**326**	Giovanni Witteveen	NLD		**5**	**56.347**	**1.076**	0.096	5	86,890
30	**221**	Hugo Van der Velden	NLD	WJS Racing	**5**	**56.525**	**1.254**	0.178	4	86,617
31	**213**	Matt Pereira Simon	BEL	CG Motorsport	**5**	**56.611**	**1.340**	0.086	4	86,485
32	**236**	Arriën Kamphuis	NLD	KCR Racing Team	**5**	**57.064**	**1.793**	0.453	3	85,798
33	**325**	Amber Bouman	NLD	WJS Racing	**5**	**57.405**	**2.134**	0.341	5	85,289
34	**229**	Nick de Geus	NLD	Energy Corse BNL	**4**	**58.418**	**3.147**	1.013	4	83,810

GK4 Kart Series Round 7

X30 Senior

Genk 1,360 Km

Warm up

14.11.2026 09:50

Practice (5:00 Time) started at 9:51:02

(255) Kevin Bakker

Lap	Time of Day	Lap Tm	Diff	S1 Tm	S2 Tm	S3 Tm
1	9:52:29.040	**1:03.766**	+8.495	27.329	18.600	17.837
2	9:53:26.212	**57.172**	+1.901	23.399	16.851	16.922
3	9:54:21.884	**55.672**	+0.401	22.413	16.566	16.693
4	9:55:17.155	**55.271**		**22.225**	**16.443**	**16.603**
5	9:56:12.936	**55.781**	+0.510	22.348	16.725	16.708

(243) Anthony Bongartz

Lap	Time of Day	Lap Tm	Diff	S1 Tm	S2 Tm	S3 Tm
1	9:52:28.151	**1:07.140**	+11.846	29.965	19.223	17.952
2	9:53:24.725	**56.574**	+1.280	22.954	16.762	16.858
3	9:54:20.306	**55.581**	+0.287	22.364	16.548	**16.669**
4	9:55:16.293	**55.987**	+0.693	22.324	16.979	16.684
5	9:56:11.587	**55.294**		**22.144**	**16.458**	16.692

(321) Jules Vanhulle

Lap	Time of Day	Lap Tm	Diff	S1 Tm	S2 Tm	S3 Tm
1	9:52:29.724	**1:03.886**	+8.503	27.695	18.576	17.615
2	9:53:27.193	**57.469**	+2.086	23.546	17.054	16.869
3	9:54:22.809	**55.616**	+0.233	22.307	16.642	16.667
4	9:55:18.192	**55.383**		22.250	**16.471**	**16.662**
5	9:56:13.628	**55.436**	+0.053	**22.244**	16.483	16.709

(227) Edouard Godfroid

Lap	Time of Day	Lap Tm	Diff	S1 Tm	S2 Tm	S3 Tm
1	9:52:35.863	**1:06.190**	+10.800	29.712	18.863	17.615
2	9:53:32.642	**56.779**	+1.389	23.060	16.869	16.850
3	9:54:28.792	**56.150**	+0.760	22.738	16.768	**16.644**
4	9:55:24.491	**55.699**	+0.309	22.280	16.696	16.723
5	9:56:19.881	**55.390**		**22.275**	**16.445**	16.670

(323) Antoine Duval

Lap	Time of Day	Lap Tm	Diff	S1 Tm	S2 Tm	S3 Tm
1	9:52:30.718	**1:03.279**	+7.804	27.480	18.416	17.383
2	9:53:27.399	**56.681**	+1.206	22.750	17.071	16.860
3	9:54:23.165	**55.766**	+0.291	22.508	16.523	16.735
4	9:55:18.705	**55.540**	+0.065	22.353	16.464	**16.723**
5	9:56:14.180	**55.475**		**22.258**	**16.415**	16.802

(262) Markus Glume

Lap	Time of Day	Lap Tm	Diff	S1 Tm	S2 Tm	S3 Tm
1	9:52:22.977	**1:04.845**	+9.341	28.213	18.825	17.807
2	9:53:20.180	**57.203**	+1.699	23.440	16.886	16.877
3	9:54:15.750	**55.570**	+0.066	22.467	16.485	16.618
4	9:55:11.254	**55.504**		**22.231**	16.695	**16.578**
5	9:56:06.904	**55.650**	+0.146	22.377	**16.457**	16.816

(285) Roberto Baas

Lap	Time of Day	Lap Tm	Diff	S1 Tm	S2 Tm	S3 Tm
1	9:52:32.728	**1:04.165**	+8.624	27.399	18.462	18.304
2	9:53:30.462	**57.734**	+2.193	23.766	17.051	16.917
3	9:54:26.680	**56.218**	+0.677	22.572	16.716	16.930
4	9:55:22.221	**55.541**		22.316	**16.495**	**16.730**
5	9:56:17.776	**55.555**	+0.014	**22.302**	16.497	16.756

(309) Lionel Munguia

Lap	Time of Day	Lap Tm	Diff	S1 Tm	S2 Tm	S3 Tm
1	9:52:23.382	**1:04.196**	+8.624	27.814	18.496	17.886
2	9:53:20.669	**57.287**	+1.715	23.212	17.075	17.000
3	9:54:17.347	**56.678**	+1.106	22.562	17.186	16.930
4	9:55:12.919	**55.572**		22.456	**16.500**	**16.616**
5	9:56:08.823	**55.904**	+0.332	**22.228**	16.946	16.730

(211) Julian Altelaar

Lap	Time of Day	Lap Tm	Diff	S1 Tm	S2 Tm	S3 Tm
1	9:52:33.373	**1:02.850**	+7.246	27.258	18.141	17.451
2	9:53:31.687	**58.314**	+2.710	23.367	17.743	17.204
3	9:54:27.624	**55.937**	+0.333	22.603	16.650	16.684
4	9:55:23.313	**55.689**	+0.085	22.496	**16.510**	**16.683**
5	9:56:18.917	**55.604**		**22.294**	16.512	16.798

(247) Dani Boers

Lap	Time of Day	Lap Tm	Diff	S1 Tm	S2 Tm	S3 Tm
1	9:52:31.860	**1:04.106**	+8.447	27.897	18.314	17.895
2	9:53:28.909	**57.049**	+1.390	23.095	16.970	16.984
3	9:54:25.250	**56.341**	+0.682	22.765	16.744	16.832
4	9:55:20.956	**55.706**	+0.047	22.378	16.537	16.791
5	9:56:16.615	**55.659**		**22.355**	**16.516**	**16.788**

(290) Alexandre Mercier

Lap	Time of Day	Lap Tm	Diff	S1 Tm	S2 Tm	S3 Tm
1	9:52:23.945	**1:03.848**	+8.169	27.213	18.741	17.894
2	9:53:20.970	**57.025**	+1.346	23.123	17.033	16.869
3	9:54:17.034	**56.064**	+0.385	22.485	16.854	16.725
4	9:55:12.713	**55.679**		22.450	**16.541**	**16.688**
5	9:56:09.077	**56.364**	+0.685	**22.268**	17.196	16.900

(388) Noa Mengal

Lap	Time of Day	Lap Tm	Diff	S1 Tm	S2 Tm	S3 Tm
1	9:52:38.545	**1:04.934**	+9.234	28.633	18.550	17.751
2	9:53:35.804	**57.259**	+1.559	23.216	17.027	17.016
3	9:54:32.029	**56.225**	+0.525	22.685	16.717	16.823
4	9:55:27.801	**55.772**	+0.072	22.425	16.617	**16.730**
5	9:56:23.501	**55.700**		**22.374**	**16.587**	16.739

(245) Charly Glume

Lap	Time of Day	Lap Tm	Diff	S1 Tm	S2 Tm	S3 Tm
1	9:52:32.594	**1:05.589**	+9.889	28.774	18.867	17.948
2	9:53:29.731	**57.137**	+1.437	23.203	17.046	16.888
3	9:54:25.732	**56.001**	+0.301	22.464	16.709	16.828
4	9:55:21.432	**55.700**		**22.425**	**16.559**	**16.716**
5	9:56:17.965	**56.533**	+0.833	22.650	17.005	16.878

(311) Ties Van Dijck

Lap	Time of Day	Lap Tm	Diff	S1 Tm	S2 Tm	S3 Tm
1	9:52:32.749	**1:02.726**	+7.016	26.840	18.089	17.797
2	9:53:31.004	**58.255**	+2.545	23.807	17.450	16.998
3	9:54:27.140	**56.136**	+0.426	22.647	16.718	16.771
4	9:55:22.927	**55.787**	+0.077	22.417	16.624	**16.746**
5	9:56:18.637	**55.710**		**22.402**	**16.554**	16.754

(246) Sam Geluk

Lap	Time of Day	Lap Tm	Diff	S1 Tm	S2 Tm	S3 Tm
1	9:52:27.619	**1:05.071**	+9.262	28.868	18.650	17.553
2	9:53:24.208	**56.589**	+0.780	22.860	16.856	16.873
3	9:54:20.168	**55.960**	+0.151	22.508	16.689	**16.763**
4	9:55:16.820	**56.652**	+0.843	22.706	17.002	16.944
5	9:56:12.629	**55.809**		**22.339**	**16.648**	16.822

(205) Stef Kuypers

Lap	Time of Day	Lap Tm	Diff	S1 Tm	S2 Tm	S3 Tm
1	9:52:32.813	**1:07.091**	+11.281	28.856	19.023	19.212
2	9:53:31.895	**59.082**	+3.272	23.838	17.774	17.470
3	9:54:28.318	**56.423**	+0.613	22.735	16.934	16.754
4	9:55:24.710	**56.392**	+0.582	22.667	17.035	16.690
5	9:56:20.520	**55.810**		**22.605**	**16.526**	**16.679**

(242) Yanis Vandenbosch

Lap	Time of Day	Lap Tm	Diff	S1 Tm	S2 Tm	S3 Tm
1	9:52:28.238	**1:05.211**	+9.345	28.426	18.960	17.825
2	9:53:25.246	**57.008**	+1.142	23.156	16.950	16.902
3	9:54:21.189	**55.943**	+0.077	22.561	16.679	**16.703**
4	9:55:17.055	**55.866**		**22.406**	**16.668**	16.792
5	9:56:13.272	**56.217**	+0.351	22.610	16.785	16.822

(331) Lars Vennink

Lap	Time of Day	Lap Tm	Diff	S1 Tm	S2 Tm	S3 Tm
1	9:52:34.744	**1:07.907**	+12.001	31.132	19.028	17.747
2	9:53:32.247	**57.503**	+1.597	23.579	16.924	17.000
3	9:54:28.627	**56.380**	+0.474	22.704	16.941	16.735
4	9:55:24.896	**56.269**	+0.363	**22.649**	16.986	**16.634**
5	9:56:20.802	**55.906**		22.652	**16.548**	16.706

(369) Thiago Dirks

Lap	Time of Day	Lap Tm	Diff	S1 Tm	S2 Tm	S3 Tm
1	9:52:23.866	**1:04.770**	+8.808	28.057	18.575	18.138
2	9:53:21.481	**57.615**	+1.653	23.485	17.075	17.055
3	9:54:17.963	**56.482**	+0.520	22.701	16.833	16.948
4	9:55:14.197	**56.234**	+0.272	22.559	**16.714**	16.961

GK4 Kart Series Round 7

X30 Senior

Genk 1,360 Km

Warm up

14.11.2026 09:50

Practice (5:00 Time) started at 9:51:02

Lap	Time of Day	Lap Tm	Diff	S1 Tm	S2 Tm	S3 Tm
5	9:56:10.159	**55.962**		**22.407**	16.761	**16.794**

(337) Pepijn Steijger

Lap	Time of Day	Lap Tm	Diff	S1 Tm	S2 Tm	S3 Tm
1	9:52:25.533	**1:03.420**	+7.433	27.490	18.437	17.493
2	9:53:22.550	**57.017**	+1.030	23.010	17.091	16.916
3	9:54:18.544	**55.994**	+0.007	22.543	16.726	**16.725**
4	9:55:14.531	**55.987**		**22.471**	**16.602**	16.914
5	9:56:10.760	**56.229**	+0.242	22.579	16.740	16.910

(282) Leon Lijnsvelt

Lap	Time of Day	Lap Tm	Diff	S1 Tm	S2 Tm	S3 Tm
1	9:52:26.107	**1:02.700**	+6.700	27.283	18.126	17.291
2	9:53:22.980	**56.873**	+0.873	23.092	16.936	16.845
3	9:54:19.351	**56.371**	+0.371	22.729	16.957	**16.685**
4	9:55:15.447	**56.096**	+0.096	**22.507**	16.638	16.951
5	9:56:11.447	**56.000**		22.527	**16.597**	16.876

(329) Rav Martens

Lap	Time of Day	Lap Tm	Diff	S1 Tm	S2 Tm	S3 Tm
1	9:52:21.666	**1:01.662**	+5.641	26.523	17.855	17.284
2	9:53:18.860	**57.194**	+1.173	22.783	16.965	17.446
3	9:54:15.086	**56.226**	+0.205	**22.515**	16.916	**16.795**
4	9:55:11.107	**56.021**		22.518	**16.616**	16.887
5	9:56:07.578	**56.471**	+0.450	22.667	16.898	16.906

(320) Kenneth Van Moerkerke

Lap	Time of Day	Lap Tm	Diff	S1 Tm	S2 Tm	S3 Tm
1	9:52:36.664	**1:06.751**	+10.691	29.169	19.476	18.106
2	9:53:35.065	**58.401**	+2.341	23.794	17.324	17.283
3	9:54:31.919	**56.854**	+0.794	23.004	16.895	16.955
4	9:55:28.251	**56.332**	+0.272	22.730	16.808	**16.794**
5	9:56:24.311	**56.060**		**22.521**	**16.663**	16.876

(336) Cas Oorthuis

Lap	Time of Day	Lap Tm	Diff	S1 Tm	S2 Tm	S3 Tm
1	9:52:20.187	**1:02.481**	+6.412	26.839	18.111	17.531
2	9:53:18.452	**58.265**	+2.196	23.158	17.758	17.349
3	9:54:15.248	**56.796**	+0.727	22.625	17.333	16.838
4	9:55:11.929	**56.681**	+0.612	22.562	17.386	**16.733**
5	9:56:07.998	**56.069**		**22.501**	**16.820**	16.748

(335) Flavio Caira

Lap	Time of Day	Lap Tm	Diff	S1 Tm	S2 Tm	S3 Tm
1	9:52:19.703	**1:03.361**	+7.204	27.408	18.330	17.623
2	9:53:17.544	**57.841**	+1.684	23.384	17.460	16.997
3	9:54:13.839	**56.295**	+0.138	22.678	16.803	**16.814**
4	9:55:10.051	**56.212**	+0.055	22.704	16.679	16.829
5	9:56:06.208	**56.157**		**22.571**	**16.645**	16.941

(293) Dennis Bouman

Lap	Time of Day	Lap Tm	Diff	S1 Tm	S2 Tm	S3 Tm
1	9:52:34.013	**1:05.605**	+9.443	28.756	18.921	17.928
2	9:53:32.187	**58.174**	+2.012	23.530	17.216	17.428
3	9:54:29.130	**56.943**	+0.781	22.995	17.058	16.890
4	9:55:25.292	**56.162**		**22.691**	**16.691**	**16.780**
5	9:56:21.964	**56.672**	+0.510	22.882	16.742	17.048

(252) Nick Dechow

Lap	Time of Day	Lap Tm	Diff	S1 Tm	S2 Tm	S3 Tm
1	9:52:32.884	**1:04.897**	+8.709	28.293	18.767	17.837
2	9:53:32.381	**59.497**	+3.309	24.093	17.627	17.777
3	9:54:29.334	**56.953**	+0.765	23.248	16.811	16.894
4	9:55:25.630	**56.296**	+0.108	22.625	16.945	**16.726**
5	9:56:21.818	**56.188**		**22.448**	**16.681**	17.059

(350) Xavier Zandbergen

Lap	Time of Day	Lap Tm	Diff	S1 Tm	S2 Tm	S3 Tm
1	9:52:20.650	**1:02.326**	+6.075	26.816	18.091	17.419
2	9:53:18.307	**57.657**	+1.406	22.931	17.711	17.015
3	9:54:14.618	**56.311**	+0.060	22.637	17.013	**16.661**
4	9:55:10.869	**56.251**		**22.545**	**16.901**	16.805
5	9:56:07.827	**56.958**	+0.707	22.864	17.168	16.926

(326) Giovanni Witteveen

Lap	Time of Day	Lap Tm	Diff	S1 Tm	S2 Tm	S3 Tm
1	9:52:39.499	**1:05.558**	+9.211	28.845	18.889	17.824
2	9:53:37.770	**58.271**	+1.924	23.646	17.403	17.222
3	9:54:34.766	**56.996**	+0.649	23.028	16.920	17.048
4	9:55:31.391	**56.625**	+0.278	22.911	16.833	16.881
5	9:56:27.738	**56.347**		**22.718**	**16.771**	**16.858**

(221) Hugo Van der Velden

Lap	Time of Day	Lap Tm	Diff	S1 Tm	S2 Tm	S3 Tm
1	9:52:25.107	**1:04.833**	+8.308	28.611	18.391	17.831
2	9:53:22.745	**57.638**	+1.113	23.160	17.463	17.015
3	9:54:19.830	**57.085**	+0.560	22.869	17.344	**16.872**
4	9:55:16.355	**56.525**		**22.493**	**17.054**	16.978
5	9:56:13.488	**57.133**	+0.608	22.747	17.238	17.148

(213) Matt Pereira Simon

Lap	Time of Day	Lap Tm	Diff	S1 Tm	S2 Tm	S3 Tm
1	9:52:20.006	**1:04.206**	+7.595	28.112	18.524	17.570
2	9:53:18.828	**58.822**	+2.211	23.202	18.152	17.468
3	9:54:15.619	**56.791**	+0.180	22.976	**16.947**	16.868
4	9:55:12.230	**56.611**		22.783	17.083	**16.745**
5	9:56:09.201	**56.971**	+0.360	**22.465**	16.968	17.538

(236) Arriën Kamphuis

Lap	Time of Day	Lap Tm	Diff	S1 Tm	S2 Tm	S3 Tm
1	9:52:24.101	**1:04.360**	+7.296	27.100	18.556	18.704
2	9:53:22.186	**58.085**	+1.021	23.587	17.219	17.279
3	9:54:19.250	**57.064**		**22.794**	17.259	**17.011**
4	9:55:17.042	**57.792**	+0.728	23.021	17.438	17.333
5	9:56:14.343	**57.301**	+0.237	22.946	**16.880**	17.475

(325) Amber Bouman

Lap	Time of Day	Lap Tm	Diff	S1 Tm	S2 Tm	S3 Tm
1	9:52:28.905	**1:06.336**	+8.931	29.026	19.231	18.079
2	9:53:28.527	**59.622**	+2.217	24.500	17.875	17.247
3	9:54:26.808	**58.281**	+0.876	23.272	17.548	17.461
4	9:55:24.366	**57.558**	+0.153	23.432	**16.986**	17.140
5	9:56:21.771	**57.405**		**23.253**	17.030	**17.122**

(229) Nick de Geus

Lap	Time of Day	Lap Tm	Diff	S1 Tm	S2 Tm	S3 Tm
1	9:52:40.839	**1:05.761**	+7.343	28.443	19.005	18.313
2	9:53:39.540	**58.701**	+0.283	23.901	17.488	**17.312**
3	9:54:38.335	**58.795**	+0.377	**23.535**	17.424	17.836
4	9:55:36.753	**58.418**		23.583	17.253	17.582

GK4 Kart Series Round 7

X30 Senior — **Genk 1,360 Km**

Qualifying — **14.11.2026 11:15**

Qualifying (8:00 Time) started at 11:14:56

Pos	No.	Name	NAT	Raceteam	Laps	Best Tm	Diff	Gap	In Lap	km/h
1	**262**	Markus Glume	BEL	Marechal	**8**	**54.754**			7	89,418
2	**255**	Kevin Bakker	NLD	KCR Racing Team	**7**	**54.773**	**0.019**	0.019	5	89,387
3	**309**	Lionel Munguia	NLD	Redeker Kartteam	**8**	**54.827**	**0.073**	0.054	7	89,299
4	**247**	Dani Boers	NLD	WJS Racing	**7**	**54.890**	**0.136**	0.063	6	89,197
5	**245**	Charly Glume	BEL	Marechal	**7**	**54.892**	**0.138**	0.002	6	89,193
6	**243**	Anthony Bongartz	BEL	Marechal	**7**	**54.913**	**0.159**	0.021	5	89,159
7	**227**	Edouard Godfroid	BEL	RSD Karting	**8**	**54.916**	**0.162**	0.003	6	89,154
8	**323**	Antoine Duval	BEL	Eurokarting	**8**	**54.942**	**0.188**	0.026	8	89,112
9	**290**	Alexandre Mercier	BEL	CTR	**8**	**54.986**	**0.232**	0.044	7	89,041
10	**329**	Rav Martens	NLD	Koene Racing	**7**	**54.991**	**0.237**	0.005	6	89,033
11	**336**	Cas Oorthuis	NLD	Koene Racing	**8**	**55.001**	**0.247**	0.010	7	89,017
12	**246**	Sam Geluk	NLD	MKP	**8**	**55.033**	**0.279**	0.032	7	88,965
13	**242**	Yanis Vandenbosch	BEL	Eurokarting	**8**	**55.033**	**0.279**		6	88,965
14	**335**	Flavio Caira	BEL	VDK Racing	**8**	**55.036**	**0.282**	0.003	8	88,960
15	**388**	Noa Mengal	BEL	RSD Karting	**8**	**55.037**	**0.283**	0.001	5	88,958
16	**350**	Xavier Zandbergen	NLD	DFK	**7**	**55.052**	**0.298**	0.015	5	88,934
17	**311**	Ties Van Dijck	NLD	DFK	**7**	**55.063**	**0.309**	0.011	5	88,916
18	**252**	Nick Dechow	NLD		**8**	**55.070**	**0.316**	0.007	6	88,905
19	**321**	Jules Vanhulle	BEL	TD Racing	**7**	**55.070**	**0.316**		6	88,905
20	**337**	Pepijn Steijger	NLD	KCR Racing Team	**8**	**55.084**	**0.330**	0.014	5	88,882
21	**282**	Leon Lijnsvelt	NLD	TD Racing	**8**	**55.098**	**0.344**	0.014	7	88,860
22	**285**	Roberto Baas	NLD	WJS Racing	**7**	**55.239**	**0.485**	0.141	5	88,633
23	**331**	Lars Vennink	NLD	VK Racing	**6**	**55.262**	**0.508**	0.023	5	88,596
24	**369**	Thiago Dirks	NLD	Energy Corse BNL	**9**	**55.474**	**0.720**	0.212	7	88,258
25	**326**	Giovanni Witteveen	NLD		**8**	**55.497**	**0.743**	0.023	6	88,221
26	**221**	Hugo Van der Velden	NLD	WJS Racing	**8**	**55.500**	**0.746**	0.003	8	88,216
27	**229**	Nick de Geus	NLD	Energy Corse BNL	**9**	**55.564**	**0.810**	0.064	6	88,115
28	**211**	Julian Altelaar	NLD	DFK	**7**	**55.593**	**0.839**	0.029	4	88,069
29	**205**	Stef Kuypers	NLD	DFK	**8**	**55.643**	**0.889**	0.050	6	87,990
30	**213**	Matt Pereira Simon	BEL	CG Motorsport	**8**	**55.665**	**0.911**	0.022	6	87,955
31	**236**	Arriën Kamphuis	NLD	KCR Racing Team	**8**	**55.746**	**0.992**	0.081	8	87,827
32	**320**	Kenneth Van Moerkerke	BEL	KA Motorsport	**8**	**55.749**	**0.995**	0.003	8	87,822
33	**293**	Dennis Bouman	NLD	WJS Racing	**8**	**56.005**	**1.251**	0.256	7	87,421
34	**325**	Amber Bouman	NLD	WJS Racing	**8**	**56.570**	**1.816**	0.565	7	86,548

Announcements

These results are provisional until the conclusion of any judicial and technical matters!
#211 Deleted fastest laptime / Causing a collision

Timekeeping G. Kristensen:

Clerk of the course J. Van Walsum:

Chief Scrutineer Fons van Dun:

Printed: 14.11.2026 11:39:35

posted at: h

GK4 Kart Series Round 7

X30 Senior

Genk 1,360 Km

Qualifying

14.11.2026 11:15

Qualifying (8:00 Time) started at 11:14:56

(262) Markus Glume

Lap	Time of Day	Lap Tm	Diff	S1 Tm	S2 Tm	S3 Tm
1	11:17:00.215	**1:12.780**	+18.026	34.143	20.642	17.995
2	11:17:57.967	**57.752**	+2.998	23.550	17.406	16.796
3	11:18:55.081	**57.114**	+2.360	22.786	17.593	16.735
4	11:19:49.858	**54.777**	+0.023	22.070	**16.222**	**16.485**
5	11:20:45.071	**55.213**	+0.459	22.122	16.388	16.703
6	11:21:39.866	**54.795**	+0.041	22.019	16.230	16.546
7	11:22:34.620	**54.754**		**21.944**	16.232	16.578
8	11:23:29.478	**54.858**	+0.104	21.991	16.289	16.578

(255) Kevin Bakker

Lap	Time of Day	Lap Tm	Diff	S1 Tm	S2 Tm	S3 Tm
1	11:16:58.372	**1:08.943**	+14.170	31.749	19.344	17.850
2	11:17:55.722	**57.350**	+2.577	22.870	17.189	17.291
3	11:18:52.379	**56.657**	+1.884	23.257	16.724	16.676
4	11:19:47.468	**55.089**	+0.316	22.156	16.333	16.600
5	11:20:42.241	**54.773**		22.004	**16.261**	**16.508**
6	11:21:37.168	**54.927**	+0.154	**21.978**	16.330	16.619
7	11:22:33.156	**55.988**	+1.215	22.150	17.012	16.826

(309) Lionel Munguia

Lap	Time of Day	Lap Tm	Diff	S1 Tm	S2 Tm	S3 Tm
1	11:16:58.592	**1:14.857**	+20.030	35.892	21.121	17.844
2	11:17:58.727	**1:00.135**	+5.308	23.784	19.547	16.804
3	11:18:56.123	**57.396**	+2.569	22.554	18.213	16.629
4	11:19:51.148	**55.025**	+0.198	22.146	16.368	**16.511**
5	11:20:46.303	**55.155**	+0.328	**21.972**	16.562	16.621
6	11:21:41.714	**55.411**	+0.584	22.132	16.733	16.546
7	11:22:36.541	**54.827**		22.029	**16.284**	16.514
8	11:23:31.415	**54.874**	+0.047	22.007	16.335	16.532

(247) Dani Boers

Lap	Time of Day	Lap Tm	Diff	S1 Tm	S2 Tm	S3 Tm
1	11:16:59.339	**1:13.042**	+18.152	34.618	20.490	17.934
2	11:18:02.902	**1:03.563**	+8.673	28.780	17.536	17.247
3	11:18:58.748	**55.846**	+0.956	22.522	16.557	16.767
4	11:19:53.987	**55.239**	+0.349	22.210	16.379	16.650
5	11:20:49.138	**55.151**	+0.261	22.206	**16.296**	16.649
6	11:21:44.028	**54.890**		**22.000**	16.304	**16.586**
7	11:22:40.069	**56.041**	+1.151	22.184	17.100	16.757

(245) Charly Glume

Lap	Time of Day	Lap Tm	Diff	S1 Tm	S2 Tm	S3 Tm
1	11:16:55.609	**1:09.754**	+14.862	31.884	19.761	18.109
2	11:17:53.101	**57.492**	+2.600	23.474	17.204	16.814
3	11:18:48.425	**55.324**	+0.432	22.372	16.394	**16.558**
4	11:19:43.336	**54.911**	+0.019	22.148	**16.194**	16.569
5	11:20:38.270	**54.934**	+0.042	**22.035**	16.332	16.567
6	11:21:33.162	**54.892**		22.043	16.287	16.562
7	11:22:28.122	**54.960**	+0.068	22.086	16.282	16.592

(243) Anthony Bongartz

Lap	Time of Day	Lap Tm	Diff	S1 Tm	S2 Tm	S3 Tm
1	11:17:05.408	**1:13.276**	+18.363	32.737	20.560	19.979
2	11:18:05.749	**1:00.341**	+5.428	26.066	17.281	16.994
3	11:19:00.874	**55.125**	+0.212	22.151	16.397	16.577
4	11:19:55.789	**54.915**	+0.002	22.021	16.346	**16.548**
5	11:20:50.702	**54.913**		**22.000**	**16.303**	16.610
6	11:21:45.776	**55.074**	+0.161	22.098	16.353	16.623
7	11:22:40.970	**55.194**	+0.281	22.134	16.396	16.664

(227) Edouard Godfroid

Lap	Time of Day	Lap Tm	Diff	S1 Tm	S2 Tm	S3 Tm
1	11:16:54.766	**1:11.124**	+16.208	33.359	20.052	17.713
2	11:17:52.305	**57.539**	+2.623	23.747	16.945	16.847
3	11:18:47.906	**55.601**	+0.685	22.305	16.601	16.695
4	11:19:43.034	**55.128**	+0.212	22.089	16.367	16.672
5	11:20:38.100	**55.066**	+0.150	22.083	16.382	16.601
6	11:21:33.016	**54.916**		**22.004**	**16.312**	**16.600**
7	11:22:28.478	**55.462**	+0.546	22.390	16.429	16.643
8	11:23:23.586	**55.108**	+0.192	22.055	16.354	16.699

(323) Antoine Duval

Lap	Time of Day	Lap Tm	Diff	S1 Tm	S2 Tm	S3 Tm
1	11:16:51.567	**1:10.868**	+15.926	34.607	18.734	17.527
2	11:17:48.411	**56.844**	+1.902	23.156	16.839	16.849
3	11:18:44.002	**55.591**	+0.649	22.407	16.512	16.672
4	11:19:39.041	**55.039**	+0.097	22.152	16.290	16.597
5	11:20:34.114	**55.073**	+0.131	22.145	16.315	16.613
6	11:21:30.610	**56.496**	+1.554	23.188	16.782	**16.526**
7	11:22:25.618	**55.008**	+0.066	**22.047**	16.371	16.590
8	11:23:20.560	**54.942**		22.061	**16.269**	16.612

(290) Alexandre Mercier

Lap	Time of Day	Lap Tm	Diff	S1 Tm	S2 Tm	S3 Tm
1	11:16:55.443	**1:11.059**	+16.073	33.169	19.820	18.070
2	11:17:52.896	**57.453**	+2.467	23.502	17.178	16.773
3	11:18:48.187	**55.291**	+0.305	22.331	16.435	**16.525**
4	11:19:43.231	**55.044**	+0.058	22.134	16.281	16.629
5	11:20:38.802	**55.571**	+0.585	22.393	**16.252**	16.926
6	11:21:34.058	**55.256**	+0.270	**22.072**	16.374	16.810
7	11:22:29.044	**54.986**		22.115	16.268	16.603
8	11:23:24.140	**55.096**	+0.110	22.123	16.330	16.643

(329) Rav Martens

Lap	Time of Day	Lap Tm	Diff	S1 Tm	S2 Tm	S3 Tm
1	11:16:52.486	**1:09.455**	+14.464	32.645	19.017	17.793
2	11:17:49.282	**56.796**	+1.805	23.187	16.778	16.831
3	11:18:45.109	**55.827**	+0.836	22.458	16.703	16.666
4	11:19:40.329	**55.220**	+0.229	22.216	16.405	16.599
5	11:20:35.356	**55.027**	+0.036	22.054	16.390	16.583
6	11:21:30.347	**54.991**		**22.034**	16.410	**16.547**
7	11:22:25.718	**55.371**	+0.380	22.114	16.635	16.622

(336) Cas Oorthuis

Lap	Time of Day	Lap Tm	Diff	S1 Tm	S2 Tm	S3 Tm
1	11:16:50.803	**1:08.795**	+13.794	31.751	18.922	18.122
2	11:17:48.707	**57.904**	+2.903	23.847	17.152	16.905
3	11:18:44.705	**55.998**	+0.997	22.659	16.570	16.769
4	11:19:40.759	**56.054**	+1.053	22.900	16.500	16.654
5	11:20:35.859	**55.100**	+0.099	22.101	16.375	16.624
6	11:21:30.930	**55.071**	+0.070	**22.063**	16.428	**16.580**
7	11:22:25.931	**55.001**		22.074	**16.320**	16.607
8	11:23:21.888	**55.957**	+0.956	22.085	16.351	17.521

(246) Sam Geluk

Lap	Time of Day	Lap Tm	Diff	S1 Tm	S2 Tm	S3 Tm
1	11:16:56.448	**1:05.855**	+10.822	29.302	19.070	17.483
2	11:17:55.028	**58.580**	+3.547	23.362	17.597	17.621
3	11:18:50.870	**55.842**	+0.809	22.651	16.460	16.731
4	11:19:46.059	**55.189**	+0.156	22.217	16.341	16.631
5	11:20:41.139	**55.080**	+0.047	22.129	**16.284**	16.667
6	11:21:36.187	**55.048**	+0.015	22.114	16.325	**16.609**
7	11:22:31.220	**55.033**		**22.098**	16.303	16.632
8	11:23:26.514	**55.294**	+0.261	22.101	16.395	16.798

(242) Yanis Vandenbosch

Lap	Time of Day	Lap Tm	Diff	S1 Tm	S2 Tm	S3 Tm
1	11:16:52.417	**1:10.009**	+14.976	33.614	18.847	17.548
2	11:17:48.981	**56.564**	+1.531	22.833	16.950	16.781
3	11:18:44.802	**55.821**	+0.788	22.589	16.543	16.689
4	11:19:39.957	**55.155**	+0.122	22.209	16.392	**16.554**
5	11:20:35.156	**55.199**	+0.166	22.184	16.368	16.647
6	11:21:30.189	**55.033**		**22.056**	**16.352**	16.625
7	11:22:25.288	**55.099**	+0.066	22.107	16.380	16.612
8	11:23:20.834	**55.546**	+0.513	22.162	16.665	16.719

(335) Flavio Caira

Lap	Time of Day	Lap Tm	Diff	S1 Tm	S2 Tm	S3 Tm
1	11:16:54.195	**1:12.717**	+17.681	34.864	19.539	18.314
2	11:17:52.750	**58.555**	+3.519	24.445	17.141	16.969
3	11:18:48.995	**56.245**	+1.209	23.030	16.515	16.700
4	11:19:44.117	**55.122**	+0.086	22.156	16.347	16.619
5	11:20:39.215	**55.098**	+0.062	22.064	16.420	16.614

GK4 Kart Series Round 7

X30 Senior

Genk 1,360 Km

Qualifying

14.11.2026 11:15

Qualifying (8:00 Time) started at 11:14:56

(388) Noa Mengal

Lap	Time of Day	Lap Tm	Diff	S1 Tm	S2 Tm	S3 Tm
1	11:16:57.258	**1:11.668**	+16.631	33.274	20.368	18.026
2	11:17:55.367	**58.109**	+3.072	23.082	17.841	17.186
3	11:18:51.521	**56.154**	+1.117	22.892	16.606	16.656
4	11:19:46.751	**55.230**	+0.193	22.217	16.407	16.606
5	11:20:41.788	**55.037**		22.054	**16.402**	**16.581**
6	11:21:36.983	**55.195**	+0.158	22.062	16.543	16.590
7	11:22:32.495	**55.512**	+0.475	**22.046**	16.840	16.626
8	11:23:27.789	**55.294**	+0.257	22.118	16.502	16.674

(350) Xavier Zandbergen

Lap	Time of Day	Lap Tm	Diff	S1 Tm	S2 Tm	S3 Tm
1	11:16:54.258	**1:12.440**	+17.388	34.515	19.979	17.946
2	11:17:55.109	**1:00.851**	+5.799	24.618	18.532	17.701
3	11:18:51.250	**56.141**	+1.089	22.887	16.592	16.662
4	11:19:46.461	**55.211**	+0.159	22.199	16.434	16.578
5	11:20:41.513	**55.052**		22.202	**16.360**	**16.490**
6	11:21:36.794	**55.281**	+0.229	22.236	16.468	16.577
7	11:22:32.666	**55.872**	+0.820	**22.115**	17.090	16.667

(311) Ties Van Dijck

Lap	Time of Day	Lap Tm	Diff	S1 Tm	S2 Tm	S3 Tm
1	11:16:55.777	**1:07.484**	+12.421	30.825	18.686	17.973
2	11:17:54.136	**58.359**	+3.296	23.487	17.995	16.877
3	11:18:49.785	**55.649**	+0.586	22.440	16.541	16.668
4	11:19:44.970	**55.185**	+0.122	22.189	16.371	16.625
5	11:20:40.033	**55.063**		**22.133**	**16.367**	**16.563**
6	11:21:35.302	**55.269**	+0.206	22.241	16.379	16.649
7	11:22:30.540	**55.238**	+0.175	22.195	16.378	16.665

(252) Nick Dechow

Lap	Time of Day	Lap Tm	Diff	S1 Tm	S2 Tm	S3 Tm
1	11:16:57.497	**1:09.863**	+14.793	32.621	19.469	17.773
2	11:17:56.013	**58.516**	+3.446	23.125	17.919	17.472
3	11:18:53.662	**57.649**	+2.579	23.211	17.569	16.869
4	11:19:49.126	**55.464**	+0.394	22.383	16.425	16.656
5	11:20:44.434	**55.308**	+0.238	22.299	16.361	16.648
6	11:21:39.504	**55.070**		**22.121**	16.337	**16.612**
7	11:22:34.978	**55.474**	+0.404	22.519	16.340	16.615
8	11:23:30.079	**55.101**	+0.031	22.168	**16.319**	16.614

(321) Jules Vanhulle

Lap	Time of Day	Lap Tm	Diff	S1 Tm	S2 Tm	S3 Tm
1	11:16:53.726	**1:13.571**	+18.501	36.047	19.548	17.976
2	11:17:51.036	**57.310**	+2.240	23.488	16.931	16.891
3	11:18:46.812	**55.776**	+0.706	22.387	16.526	16.863
4	11:19:41.950	**55.138**	+0.068	22.148	16.380	**16.610**
5	11:20:37.119	**55.169**	+0.099	22.138	16.395	16.636
6	11:21:32.189	**55.070**		**22.088**	16.370	16.612
7	11:22:27.366	**55.177**	+0.107	22.164	16.384	16.629

(337) Pepijn Steijger

Lap	Time of Day	Lap Tm	Diff	S1 Tm	S2 Tm	S3 Tm
1	11:16:49.998	**1:08.067**	+12.983	30.031	18.741	19.295
2	11:17:48.279	**58.281**	+3.197	24.215	17.071	16.995
3	11:18:44.250	**55.971**	+0.887	22.302	16.813	16.856
4	11:19:39.551	**55.301**	+0.217	22.165	16.473	16.663
5	11:20:34.635	**55.084**		**22.053**	**16.347**	16.684
6	11:21:29.899	**55.264**	+0.180	22.102	16.485	16.677
7	11:22:25.009	**55.110**	+0.026	22.089	16.400	**16.621**
8	11:23:20.325	**55.316**	+0.232	22.110	16.430	16.776

(282) Leon Lijnsvelt

Lap	Time of Day	Lap Tm	Diff	S1 Tm	S2 Tm	S3 Tm
1	11:16:54.041	**1:10.163**	+15.065	32.723	19.575	17.865
2	11:17:51.199	**57.158**	+2.060	23.331	17.002	16.825
3	11:18:46.871	**55.672**	+0.574	22.439	16.550	16.683
4	11:19:42.179	**55.308**	+0.210	22.267	16.399	16.642
5	11:20:37.511	**55.332**	+0.234	22.302	16.401	**16.629**
6	11:21:32.711	**55.200**	+0.102	22.133	16.395	16.672
7	11:22:27.809	**55.098**		**22.128**	**16.326**	16.644
8	11:23:23.086	**55.277**	+0.179	22.232	16.346	16.699

(285) Roberto Baas

Lap	Time of Day	Lap Tm	Diff	S1 Tm	S2 Tm	S3 Tm
1	11:17:05.667	**1:14.126**	+18.887	32.596	20.269	21.261
2	11:18:04.844	**59.177**	+3.938	24.752	17.058	17.367
3	11:19:01.986	**57.142**	+1.903	23.891	16.545	16.706
4	11:19:57.315	**55.329**	+0.090	22.267	16.392	16.670
5	11:20:52.554	**55.239**		22.225	**16.367**	**16.647**
6	11:21:47.872	**55.318**	+0.079	22.192	16.421	16.705
7	11:22:43.122	**55.250**	+0.011	**22.191**	16.390	16.669

(331) Lars Vennink

Lap	Time of Day	Lap Tm	Diff	S1 Tm	S2 Tm	S3 Tm
1	11:17:05.907	**1:12.230**	+16.968	31.471	20.556	20.203
2	11:18:04.809	**58.902**	+3.640	24.631	17.445	16.826
3	11:19:00.435	**55.626**	+0.364	22.381	16.574	16.671
4	11:19:56.050	**55.615**	+0.353	22.233	16.650	16.732
5	11:20:51.312	**55.262**		**22.129**	16.484	16.649
6	11:21:46.576	**55.264**	+0.002	22.214	**16.451**	**16.599**

(369) Thiago Dirks

Lap	Time of Day	Lap Tm	Diff	S1 Tm	S2 Tm	S3 Tm
1	11:16:22.726	**1:05.787**	+10.313	29.258	18.707	17.822
2	11:17:20.427	**57.701**	+2.227	23.624	17.043	17.034
3	11:18:16.725	**56.298**	+0.824	22.732	16.695	16.871
4	11:19:12.532	**55.807**	+0.333	22.463	16.556	16.788
5	11:20:08.093	**55.561**	+0.087	22.337	**16.457**	16.767
6	11:21:03.637	**55.544**	+0.070	22.297	16.467	16.780
7	11:21:59.111	**55.474**		**22.263**	16.463	**16.748**
8	11:22:54.881	**55.770**	+0.296	22.297	16.640	16.833
9	11:23:50.599	**55.718**	+0.244	22.339	16.550	16.829

(326) Giovanni Witteveen

Lap	Time of Day	Lap Tm	Diff	S1 Tm	S2 Tm	S3 Tm
1	11:16:59.588	**1:10.901**	+15.404	32.429	20.479	17.993
2	11:17:57.924	**58.336**	+2.839	23.838	17.435	17.063
3	11:18:55.164	**57.240**	+1.743	22.816	17.454	16.970
4	11:19:51.050	**55.886**	+0.389	22.551	16.555	16.780
5	11:20:47.853	**56.803**	+1.306	22.455	16.537	17.811
6	11:21:43.350	**55.497**		**22.268**	16.536	**16.693**
7	11:22:39.072	**55.722**	+0.225	22.529	**16.500**	16.693
8	11:23:37.064	**57.992**	+2.495	23.329	17.094	17.569

(221) Hugo Van der Velden

Lap	Time of Day	Lap Tm	Diff	S1 Tm	S2 Tm	S3 Tm
1	11:16:56.527	**1:09.650**	+14.150	32.073	19.365	18.212
2	11:17:56.948	**1:00.421**	+4.921	23.597	17.984	18.840
3	11:18:53.872	**56.924**	+1.424	22.835	17.161	16.928
4	11:19:49.638	**55.766**	+0.266	22.389	16.697	16.680
5	11:20:45.664	**56.026**	+0.526	22.632	16.588	16.806
6	11:21:42.377	**56.713**	+1.213	22.298	17.360	17.055
7	11:22:38.749	**56.372**	+0.872	23.100	**16.552**	16.720
8	11:23:34.249	**55.500**		**22.269**	16.561	**16.670**

(229) Nick de Geus

Lap	Time of Day	Lap Tm	Diff	S1 Tm	S2 Tm	S3 Tm
1	11:16:23.199	**1:06.794**	+11.230	29.996	19.004	17.794
2	11:17:20.943	**57.744**	+2.180	23.706	17.062	16.976
3	11:18:17.042	**56.099**	+0.535	22.625	16.668	16.806
4	11:19:12.840	**55.798**	+0.234	22.444	16.581	16.773
5	11:20:08.544	**55.704**	+0.140	22.420	**16.501**	16.783
6	11:21:04.108	**55.564**		**22.293**	16.521	16.750
7	11:21:59.733	**55.625**	+0.061	22.311	16.527	16.787
8	11:22:55.407	**55.674**	+0.110	22.345	16.555	16.774
9	11:23:51.002	**55.595**	+0.031	22.340	16.512	**16.743**

(211) Julian Altelaar

Lap	Time of Day	Lap Tm	Diff	S1 Tm	S2 Tm	S3 Tm
1	11:16:55.514	**1:14.539**	+18.946	35.561	20.618	18.360

GK4 Kart Series Round 7

X30 Senior — Genk 1,360 Km

Qualifying — 14.11.2026 11:15

Qualifying (8:00 Time) started at 11:14:56

Lap	Time of Day	Lap Tm	Diff	S1 Tm	S2 Tm	S3 Tm
2	11:17:55.287	**59.773**	+4.180	24.507	17.685	17.581
3	11:18:54.876	**59.589**	+3.996	24.039	18.621	16.929
4	11:19:50.469	**55.593**		22.523	**16.364**	16.706
5	11:20:48.245	**57.776**	+2.183	**22.166**	17.005	18.605
6	11:21:43.580	**55.335**	-0.258	22.199	16.475	16.661
7	11:22:39.179	**55.599**	+0.006	22.450	16.505	**16.644**

(205) Stef Kuypers

Lap	Time of Day	Lap Tm	Diff	S1 Tm	S2 Tm	S3 Tm
1	11:16:58.868	**1:08.767**	+13.124	31.306	19.536	17.925
2	11:17:56.529	**57.661**	+2.018	23.182	16.882	17.597
3	11:18:52.954	**56.425**	+0.782	22.750	16.939	16.736
4	11:19:48.712	**55.758**	+0.115	**22.336**	**16.403**	17.019
5	11:20:47.222	**58.510**	+2.867	23.554	17.516	17.440
6	11:21:42.865	**55.643**		22.344	16.606	**16.693**
7	11:22:40.907	**58.042**	+2.399	24.155	17.077	16.810
8	11:23:37.340	**56.433**	+0.790	22.430	16.713	17.290

(213) Matt Pereira Simon

Lap	Time of Day	Lap Tm	Diff	S1 Tm	S2 Tm	S3 Tm
1	11:17:05.613	**1:09.867**	+14.202	29.651	20.179	20.037
2	11:18:05.947	**1:00.334**	+4.669	24.906	18.031	17.397
3	11:19:02.468	**56.521**	+0.856	22.911	16.779	16.831
4	11:19:58.135	**55.667**	+0.002	**22.296**	**16.533**	16.838
5	11:20:53.867	**55.732**	+0.067	22.394	16.567	16.771
6	11:21:49.532	**55.665**		22.404	16.580	**16.681**
7	11:22:45.307	**55.775**	+0.110	22.330	16.579	16.866
8	11:23:41.244	**55.937**	+0.272	22.463	16.734	16.740

(236) Arriën Kamphuis

Lap	Time of Day	Lap Tm	Diff	S1 Tm	S2 Tm	S3 Tm
1	11:16:55.947	**1:10.735**	+14.989	32.757	19.732	18.246
2	11:17:55.229	**59.282**	+3.536	23.487	18.082	17.713
3	11:18:52.691	**57.462**	+1.716	23.593	16.983	16.886
4	11:19:48.784	**56.093**	+0.347	22.401	16.495	17.197
5	11:20:45.825	**57.041**	+1.295	22.739	16.813	17.489
6	11:21:42.533	**56.708**	+0.962	22.768	16.942	16.998
7	11:22:38.331	**55.798**	+0.052	**22.348**	16.507	16.943
8	11:23:34.077	**55.746**		22.405	**16.484**	**16.857**

(320) Kenneth Van Moerkerke

Lap	Time of Day	Lap Tm	Diff	S1 Tm	S2 Tm	S3 Tm
1	11:16:57.331	**1:09.413**	+13.664	31.929	19.538	17.946
2	11:17:56.842	**59.511**	+3.762	23.188	17.804	18.519
3	11:18:53.539	**56.697**	+0.948	22.638	17.250	16.809
4	11:19:49.360	**55.821**	+0.072	22.591	16.605	**16.625**
5	11:20:45.609	**56.249**	+0.500	22.563	16.741	16.945
6	11:21:42.601	**56.992**	+1.243	22.515	17.640	16.837
7	11:22:38.392	**55.791**	+0.042	22.440	16.562	16.789
8	11:23:34.141	**55.749**		**22.430**	**16.547**	16.772

(293) Dennis Bouman

Lap	Time of Day	Lap Tm	Diff	S1 Tm	S2 Tm	S3 Tm
1	11:16:50.099	**1:07.708**	+11.703	30.596	18.790	18.322
2	11:17:48.217	**58.118**	+2.113	23.712	17.163	17.243
3	11:18:45.753	**57.536**	+1.531	23.460	17.089	16.987
4	11:19:41.829	**56.076**	+0.071	22.607	16.606	16.863
5	11:20:37.968	**56.139**	+0.134	22.768	16.523	**16.848**
6	11:21:34.617	**56.649**	+0.644	22.739	**16.488**	17.422
7	11:22:30.622	**56.005**		22.519	16.514	16.972
8	11:23:26.702	**56.080**	+0.075	**22.453**	16.581	17.046

(325) Amber Bouman

Lap	Time of Day	Lap Tm	Diff	S1 Tm	S2 Tm	S3 Tm
1	11:16:40.507	**1:07.202**	+10.632	30.136	18.894	18.172
2	11:17:39.687	**59.180**	+2.610	24.465	17.427	17.288
3	11:18:37.017	**57.330**	+0.760	23.032	17.081	17.217
4	11:19:33.820	**56.803**	+0.233	22.754	16.972	17.077
5	11:20:30.695	**56.875**	+0.305	22.825	16.950	17.100
6	11:21:27.286	**56.591**	+0.021	**22.659**	16.843	17.089
7	11:22:23.856	**56.570**		22.752	**16.783**	**17.035**
8	11:23:20.688	**56.832**	+0.262	22.724	16.916	17.192

GK4 Kart Series Round 7

X30 Senior — **Genk 1,360 Km**

Heat 1 — **14.11.2026 13:10**

Race (8:00 and 2 Laps)

14	229		211	
		27		28
13	326		221	
		25		26
12	331		369	
		23		24
11	282		285	
		21		22
10	321		337	
		19		20
9	311		252	
		17		18
8	388		350	
		15		16
7	242		335	
		13		14
6	336		246	
		11		12
5	290		329	
		9		10
4	227		323	
		7		8
3	245		243	
		5		6
2	309		247	
		3		4
1	262		255	
		1		2

POLE POSITION

Official Timekeeping camp-company.de — **Orbits**

Timekeeping G. Kristensen:

Clerk of the course J. Van Walsum:

Chief Scrutineer Fons van Dun:

Printed: 14.11.2026 11:40:24

posted at: h

GK4 Kart Series Round 7

X30 Senior — **Genk 1,360 Km**

Heat 1 — **14.11.2026 13:10**

Race (8:00 and 2 Laps)

17	293	325
	33	34
16	236	320
	31	32
15	205	213
	29	30



GK4 Kart Series Round 7

X30 Senior — **Genk 1,360 Km**

Heat 1 — **14.11.2026 13:10**

Race (8:00 and 2 Laps) started at 13:12:43

Pos	No.	Name	NAT	Chassis	Raceteam	Laps	Total Tm	Diff	Best Tm	Points	Penalty
1	262	**Markus Glume**	BEL		Marechal	11	10:14.870		55.517	0	
2	243	**Anthony Bongartz**	BEL		Marechal	11	10:18.155	3.285	55.508	2	
3	245	**Charly Glume**	BEL		Marechal	11	10:18.261	3.391	55.512	3	
4	247	**Dani Boers**	NLD		WJS Racing	11	10:18.843	3.973	55.425	4	
5	227	**Edouard Godfroid**	BEL		RSD Karting	11	10:20.899	6.029	55.404	5	
6	255	**Kevin Bakker**	NLD		KCR Racing Team	11	10:22.984	8.114	55.693	6	
7	388	**Noa Mengal**	BEL		RSD Karting	11	10:23.087	8.217	55.479	7	3 sec
8	321	**Jules Vanhulle**	BEL		TD Racing	11	10:23.698	8.828	55.537	8	
9	290	**Alexandre Mercier**	BEL		CTR	11	10:23.857	8.987	55.370	9	
10	323	**Antoine Duval**	BEL		Eurokarting	11	10:24.251	9.381	55.336	10	
11	246	**Sam Geluk**	NLD		MKP	11	10:27.070	12.200	55.747	11	
12	337	**Pepijn Steijger**	NLD		KCR Racing Team	11	10:28.768	13.898	55.635	12	
13	285	**Roberto Baas**	NLD		WJS Racing	11	10:29.413	14.543	55.433	13	3 sec
14	311	**Ties Van Dijck**	NLD		DFK	11	10:31.021	16.151	55.523	14	
15	205	**Stef Kuypers**	NLD		DFK	11	10:31.355	16.485	55.792	15	
16	331	**Lars Vennink**	NLD		VK Racing	11	10:31.901	17.031	55.915	16	
17	335	**Flavio Caira**	BEL		VDK Racing	11	10:32.301	17.431	55.689	17	3 sec
18	320	**Kenneth Van Moerkerke**	BEL		KA Motorsport	11	10:32.700	17.830	56.070	18	
19	252	**Nick Dechow**	NLD			11	10:33.236	18.366	55.711	19	
20	282	**Leon Lijnsvelt**	NLD		TD Racing	11	10:33.323	18.453	55.580	20	5 sec
21	350	**Xavier Zandbergen**	NLD		DFK	11	10:34.637	19.767	55.917	21	3 sec
22	221	**Hugo Van der Velden**	NLD		WJS Racing	11	10:36.592	21.722	55.812	22	3 sec
23	369	**Thiago Dirks**	NLD		Energy Corse BN	11	10:36.847	21.977	56.082	23	3 sec
24	326	**Giovanni Witteveen**	NLD			11	10:37.389	22.519	56.067	24	
25	229	**Nick de Geus**	NLD		Energy Corse BN	11	10:37.545	22.675	56.148	25	
26	242	**Yanis Vandenbosch**	BEL		Eurokarting	11	10:37.568	22.698	55.881	26	
27	336	**Cas Oorthuis**	NLD		Koene Racing	11	10:39.105	24.235	55.611	27	10 sec
28	325	**Amber Bouman**	NLD		WJS Racing	11	10:41.766	26.896	57.160	28	
29	236	**Arriën Kamphuis**	NLD		KCR Racing Team	11	10:45.589	30.719	56.273	29	5 sec
30	211	**Julian Altelaar**	NLD		DFK	11	10:52.579	37.709	55.495	30	3 sec
31	309	**Lionel Munguia**	NLD		Redeker Karttean	8	7:46.072	3 Laps	55.417	31	8 sec
32	293	**Dennis Bouman**	NLD		WJS Racing	3	2:58.878	8 Laps	57.361	32	
33	213	**Matt Pereira Simon**	BEL		CG Motorsport		4.426	11 Laps		33	3 sec
34	329	**Rav Martens**	NLD		Koene Racing	11	10:29.365	14.495	55.443	34	last

Announcements

These results are provisional until the conclusion of any judicial and technical matters!
#369 Time penalty 3 sec. / Corridor 2 wheels
#211,213,221,285,309,335,350,388 time penalty 3 sec. (front fairing)
#329 Placed last / Underweight
#309 Time penalty 5 sec. / Pushing
#336 Time penalty 5 sec. / Causing a collision
#336 Time penalty 5 sec. / Causing a collision 2nd time

Margin of Victory	⌀km/h	Best Lap Tm	km/h	Best Lap by
3.285	87,589	55.336	88,478	323 - Antoine Duval

Official Timekeeping camp-company.de — **Orbits**

Timekeeping G. Kristensen:

Clerk of the course J. Van Walsum:

Chief Scrutineer Fons van Dun:

Printed: 14.11.2026 13:50:03

posted at: h

GK4 Kart Series Round 7

X30 Senior — **Genk 1,360 Km**

Heat 1 — **14.11.2026 13:10**

Race (8:00 and 2 Laps) started at 13:12:43

Pos	No.	Name	NAT	Chassis	Raceteam	Laps	Total Tm	Diff	Best Tm	Points	Penalty
1	262	**Markus Glume**	BEL		Marechal	11	10:14.870		55.517	0	
2	243	**Anthony Bongartz**	BEL		Marechal	11	10:18.155	3.285	55.508	2	
3	245	**Charly Glume**	BEL		Marechal	11	10:18.261	3.391	55.512	3	
4	247	**Dani Boers**	NLD		WJS Racing	11	10:18.843	3.973	55.425	4	
5	227	**Edouard Godfroid**	BEL		RSD Karting	11	10:20.899	6.029	55.404	5	
6	255	**Kevin Bakker**	NLD		KCR Racing Team	11	10:22.984	8.114	55.693	6	
7	388	**Noa Mengal**	BEL		RSD Karting	11	10:23.087	8.217	55.479	7	3 sec
8	321	**Jules Vanhulle**	BEL		TD Racing	11	10:23.698	8.828	55.537	8	
9	290	**Alexandre Mercier**	BEL		CTR	11	10:23.857	8.987	55.370	9	
10	323	**Antoine Duval**	BEL		Eurokarting	11	10:24.251	9.381	55.336	10	
11	246	**Sam Geluk**	NLD		MKP	11	10:27.070	12.200	55.747	11	
12	337	**Pepijn Steijger**	NLD		KCR Racing Team	11	10:28.768	13.898	55.635	12	
13	285	**Roberto Baas**	NLD		WJS Racing	11	10:29.413	14.543	55.433	13	3 sec
14	311	**Ties Van Dijck**	NLD		DFK	11	10:31.021	16.151	55.523	14	
15	205	**Stef Kuypers**	NLD		DFK	11	10:31.355	16.485	55.792	15	
16	331	**Lars Vennink**	NLD		VK Racing	11	10:31.901	17.031	55.915	16	
17	335	**Flavio Caira**	BEL		VDK Racing	11	10:32.301	17.431	55.689	17	3 sec
18	320	**Kenneth Van Moerkerke**	BEL		KA Motorsport	11	10:32.700	17.830	56.070	18	
19	252	**Nick Dechow**	NLD			11	10:33.236	18.366	55.711	19	
20	282	**Leon Lijnsvelt**	NLD		TD Racing	11	10:33.323	18.453	55.580	20	5 sec
21	350	**Xavier Zandbergen**	NLD		DFK	11	10:34.637	19.767	55.917	21	3 sec
22	221	**Hugo Van der Velden**	NLD		WJS Racing	11	10:36.592	21.722	55.812	22	3 sec
23	369	**Thiago Dirks**	NLD		Energy Corse BN	11	10:36.847	21.977	56.082	23	3 sec
24	326	**Giovanni Witteveen**	NLD			11	10:37.389	22.519	56.067	24	
25	229	**Nick de Geus**	NLD		Energy Corse BN	11	10:37.545	22.675	56.148	25	
26	242	**Yanis Vandenbosch**	BEL		Eurokarting	11	10:37.568	22.698	55.881	26	
27	336	**Cas Oorthuis**	NLD		Koene Racing	11	10:39.105	24.235	55.611	27	10 sec
28	325	**Amber Bouman**	NLD		WJS Racing	11	10:41.766	26.896	57.160	28	
29	236	**Arriën Kamphuis**	NLD		KCR Racing Team	11	10:45.589	30.719	56.273	29	5 sec
30	211	**Julian Altelaar**	NLD		DFK	11	10:52.579	37.709	55.495	30	3 sec
31	309	**Lionel Munguia**	NLD		Redeker Karttean	8	7:46.072	3 Laps	55.417	31	8 sec
32	293	**Dennis Bouman**	NLD		WJS Racing	3	2:58.878	8 Laps	57.361	32	
33	213	**Matt Pereira Simon**	BEL		CG Motorsport		4.426	11 Laps		33	3 sec
34	329	**Rav Martens**	NLD		Koene Racing	11	10:29.365	14.495	55.443	34	last

#282 Time penalty 5 sec. / Causing a collision
#236 Time penalty 5 sec. / Causing a collision

Margin of Victory	⌀km/h	Best Lap Tm	km/h	Best Lap by
3.285	87,589	55.336	88,478	323 - Antoine Duval

Official Timekeeping camp-company.de — **Orbits**

Timekeeping G. Kristensen:

Clerk of the course J. Van Walsum:

Chief Scrutineer Fons van Dun:

Printed: 14.11.2026 13:50:03

posted at: h

GK4 Kart Series Round 7

X30 Senior — Genk 1,360 Km

Heat 1 — 14.11.2026 13:10

Race (8:00 and 2 Laps) started at 13:12:43

(236) Arriën Kamphuis

Lap	Time of Day	Lap Tm	Diff	S1 Tm	S2 Tm	S3 Tm
1	13:13:57.932	**1:01.467**	+5.194	26.248	17.707	17.512
2	13:14:54.983	**57.051**	+0.778	23.015	16.923	17.113
3	13:15:51.618	**56.635**	+0.362	22.800	16.807	17.028
4	13:16:48.337	**56.719**	+0.446	22.835	16.845	17.039
5	13:17:44.934	**56.597**	+0.324	22.808	16.771	17.018
6	13:18:41.341	**56.407**	+0.134	22.620	16.682	17.105
7	13:19:37.614	**56.273**		**22.577**	16.658	17.038
8	13:20:34.198	**56.584**	+0.311	22.824	16.730	17.030
9	13:21:30.566	**56.368**	+0.095	22.619	16.779	**16.970**
10	13:22:27.706	**57.140**	+0.867	22.605	17.118	17.417
11	13:23:24.252	**56.546**	+0.273	22.877	**16.644**	17.025







GK4 Kart Series Round 7

Lapchart

X30 Senior

Genk 1,360 Km

Heat 1

14.11.2026 13:10

Race (8:00 and 2 Laps) started at 13:12:43

Competitors		Laps											
		0	1	2	3	4	5	6	7	8	9	10	11
Markus Glume (262)	1	262	262	262	262	262	262	262	262	262	262	262	262
Kevin Bakker (255)	2	255	247	255	245	245	245	243	243	243	243	243	243
Lionel Munguia (309)	3	309	309	245	247	247	243	245	245	245	245	245	245
Dani Boers (247)	4	247	255	247	255	309	309	247	247	247	227	227	247
Charly Glume (245)	5	245	245	309	309	243	247	227	227	227	247	247	388
Anthony Bongartz (243)	6	243	336	243	243	255	388	388	388	388	388	388	227
Edouard Godfroid (227)	7	227	243	336	388	388	255	255	255	255	255	255	255
Antoine Duval (323)	8	323	388	388	227	227	227	321	321	321	321	321	321
Alexandre Mercier (290)	9	290	227	227	242	321	321	309	309	323	290	290	290
Rav Martens (329)	10	329	242	242	321	242	242	242	323	290	323	323	323
Cas Oorthuis (336)	11	336	246	246	336	246	323	323	282	242	282	285	285
Sam Geluk (246)	12	246	321	321	246	323	246	282	242	282	285	246	246
Flavio Caira (335)	13	335	323	282	323	282	282	246	290	285	242	282	282
Yanis Vandenbosch (242)	14	242	290	323	282	337	290	290	285	246	246	242	337
Xavier Zandbergen (350)	15	350	282	290	290	336	329	329	329	309	337	337	336
Noa Mengal (388)	16	388	337	337	337	290	285	285	246	329	329	329	335
Nick Dechow (252)	17	252	311	311	311	311	311	337	337	337	336	336	329
Ties Van Dijck (311)	18	311	335	350	331	329	335	311	311	311	335	335	311
Jules Vanhulle (321)	19	321	350	331	350	285	337	336	336	336	311	311	205
Pepijn Steijger (337)	20	337	331	335	329	350	350	335	335	335	350	205	350
Leon Lijnsvelt (282)	21	282	293	329	285	335	336	331	350	350	320	350	331
Roberto Baas (285)	22	285	329	293	335	331	331	350	331	320	205	331	320
Lars Vennink (331)	23	331	285	285	293	320	320	320	320	331	331	320	252
Thiago Dirks (369)	24	369	320	320	326	326	326	205	205	205	221	221	221
Giovanni Witteveen (326)	25	326	326	326	320	221	221	221	221	221	369	252	369
Nick de Geus (229)	26	229	221	221	221	229	229	326	369	369	252	369	326
Hugo Van der Velden (221)	27	221	325	229	229	205	205	229	252	252	326	326	229
Stef Kuypers (205)	28	205	229	325	325	369	369	369	326	326	229	229	242
Julian Altelaar (211)	29	211	369	369	205	325	252	252	229	229	325	236	236
Matt Pereira Simon (213)	30	213	205	205	369	252	325	325	325	325	236	325	325
Kenneth Van Moerkerke (320)	31	320	252	252	252	236	236	236	236	236	211	211	211
Dennis Bouman (293)	32	293	236	236	236	211	211	211	211	211			
Amber Bouman (325)	33	325	211	211	211								
Arriën Kamphuis (236)	34	236											

Timekeeping G. Kristensen:

Clerk of the course J. Van Walsum:

Chief Scrutineer Fons van Dun:

Printed: 14.11.2026 13:50:36

posted at: h





GK4 Kart Series Round 7

X30 Senior — **Genk 1,360 Km**

Heat 2 — **14.11.2026 15:35**

Race (8:00 and 2 Laps)

14	336		325	
13	229	27	242	28
12	369	25	326	26
11	350	23	221	24
10	252	21	282	22
9	335	19	320	20
8	205	17	331	18
7	285	15	311	16
6	246	13	337	14
5	290	11	323	12
4	388	9	321	10
3	227	7	255	8
2	245	5	247	6
1	262	3	243	4
		1		2

POLE POSITION

Official Timekeeping camp-company.de — **Orbits**

Timekeeping G. Kristensen:

Clerk of the course J. Van Walsum:

Chief Scrutineer Fons van Dun:

Printed: 14.11.2026 13:50:54

posted at: h

GK4 Kart Series Round 7

X30 Senior — **Genk 1,360 Km**

Heat 2 — **14.11.2026 15:35**

Race (8:00 and 2 Laps)

17	213 (33)	329 (34)
16	309 (31)	293 (32)
15	236 (29)	211 (30)

GK4 Kart Series Round 7

X30 Senior — **Genk 1,360 Km**

Heat 2 — **14.11.2026 15:35**

Race (8:00 and 2 Laps) started at 15:37:48

Pos	No.	Name	NAT	Chassis	Raceteam	Laps	Total Tm	Diff	Best Tm	Points	Penalty
1	262	**Markus Glume**	BEL		Marechal	11	10:18.778		55.748	0	
2	243	**Anthony Bongartz**	BEL		Marechal	11	10:19.847	1.069	55.660	2	
3	290	**Alexandre Mercier**	BEL		CTR	11	10:19.922	1.144	55.608	3	
4	227	**Edouard Godfroid**	BEL		RSD Karting	11	10:20.163	1.385	55.645	4	
5	323	**Antoine Duval**	BEL		Eurokarting	11	10:22.889	4.111	55.653	5	
6	285	**Roberto Baas**	NLD		WJS Racing	11	10:23.068	4.290	55.527	6	
7	337	**Pepijn Steijger**	NLD		KCR Racing Team	11	10:23.303	4.525	55.679	7	
8	311	**Ties Van Dijck**	NLD		DFK	11	10:23.470	4.692	55.694	8	
9	336	**Cas Oorthuis**	NLD		Koene Racing	11	10:25.162	6.384	55.830	9	
10	252	**Nick Dechow**	NLD			11	10:26.366	7.588	55.984	10	
11	282	**Leon Lijnsvelt**	NLD		TD Racing	11	10:26.827	8.049	55.836	11	3 sec
12	246	**Sam Geluk**	NLD		MKP	11	10:27.148	8.370	55.861	12	
13	205	**Stef Kuypers**	NLD		DFK	11	10:27.557	8.779	55.765	13	
14	350	**Xavier Zandbergen**	NLD		DFK	11	10:28.449	9.671	55.772	14	
15	255	**Kevin Bakker**	NLD		KCR Racing Team	11	10:28.616	9.838	55.467	15	
16	321	**Jules Vanhulle**	BEL		TD Racing	11	10:29.939	11.161	55.697	16	
17	247	**Dani Boers**	NLD		WJS Racing	11	10:30.452	11.674	55.761	17	
18	388	**Noa Mengal**	BEL		RSD Karting	11	10:30.672	11.894	55.753	18	3 sec
19	211	**Julian Altelaar**	NLD		DFK	11	10:32.973	14.195	55.996	19	
20	245	**Charly Glume**	BEL		Marechal	11	10:35.754	16.976	55.681	20	
21	229	**Nick de Geus**	NLD		Energy Corse BN	11	10:36.083	17.305	56.241	21	
22	293	**Dennis Bouman**	NLD		WJS Racing	11	10:36.189	17.411	56.243	22	3 sec
23	236	**Arriën Kamphuis**	NLD		KCR Racing Team	11	10:36.990	18.212	56.288	23	
24	320	**Kenneth Van Moerkerke**	BEL		KA Motorsport	11	10:38.134	19.356	56.234	24	5 sec
25	326	**Giovanni Witteveen**	NLD			11	10:38.156	19.378	56.145	25	3 sec
26	325	**Amber Bouman**	NLD		WJS Racing	11	10:41.050	22.272	57.279	26	
27	242	**Yanis Vandenbosch**	BEL		Eurokarting	11	10:43.737	24.959	56.339	27	
28	331	**Lars Vennink**	NLD		VK Racing	11	11:01.296	42.518	56.002	28	3 sec
29	213	**Matt Pereira Simon**	BEL		CG Motorsport	9	8:44.243	2 Laps	56.379	29	3 sec
30	309	**Lionel Munguia**	NLD		Redeker Karttean	8	7:51.058	3 Laps	56.152	30	8 sec
31	221	**Hugo Van der Velden**	NLD		WJS Racing	2	2:34.551	9 Laps	58.134	31	
32	335	**Flavio Caira**	BEL		VDK Racing		3.746	11 Laps		32	3 sec
33	369	**Thiago Dirks**	NLD		Energy Corse BN		4.560	11 Laps		33	3 sec
34	329	**Rav Martens**	NLD		Koene Racing	11	10:30.302	11.524	55.651	34	last

Announcements

These results are provisional until the conclusion of any judicial and technical matters!
#309 Time penalty 5 sec. / Pushing
#320 Time penalty 5 sec. / Pushing
#213,282,293,309,326,331,335,369,388 time penalty 3 sec. (front fairing)
#329 Placed last / unsportsmanlike behaviour

Margin of Victory	⌀km/h	Best Lap Tm	km/h	Best Lap by
1.069	87,036	55.467	88,269	255 - Kevin Bakker

Timekeeping G. Kristensen:

Clerk of the course J. Van Walsum:

Chief Scrutineer Fons van Dun:

Printed: 14.11.2026 16:26:15

posted at: h

GK4 Kart Series Round 7

X30 Senior — Genk 1,360 Km

Heat 2 — 14.11.2026 15:35

Race (8:00 and 2 Laps) started at 15:37:48

(329) Rav Martens

Lap	Time of Day	Lap Tm	Diff	S1 Tm	S2 Tm	S3 Tm
1	15:38:52.419	**1:01.261**	+5.610	25.681	18.180	17.400
2	15:39:49.216	**56.797**	+1.146	22.936	16.866	16.995
3	15:40:46.241	**57.025**	+1.374	22.808	17.323	16.894
4	15:41:42.168	**55.927**	+0.276	22.476	16.683	16.768
5	15:42:37.956	**55.788**	+0.137	22.382	**16.574**	16.832
6	15:43:35.109	**57.153**	+1.502	22.938	16.763	17.452
7	15:44:32.083	**56.974**	+1.323	23.146	16.937	16.891
8	15:45:28.046	**55.963**	+0.312	22.425	16.734	16.804
9	15:46:23.848	**55.802**	+0.151	22.385	16.660	16.757
10	15:47:19.499	**55.651**		**22.306**	16.617	**16.728**
11	15:48:18.764	**59.265**	+3.614	22.363	18.951	17.951

Lap	Time of Day	Lap Tm	Diff	S1 Tm	S2 Tm	S3 Tm







GK4 Kart Series Round 7

Lapchart

X30 Senior

Genk 1,360 Km

Heat 2

14.11.2026 15:35

Race (8:00 and 2 Laps) started at 15:37:48

Competitors		Laps											
		0	1	2	3	4	5	6	7	8	9	10	11
Markus Glume (262)	1	262	262	262	262	262	262	262	262	262	262	262	262
Charly Glume (245)	2	245	243	243	243	323	323	243	243	243	243	243	243
Anthony Bongartz (243)	3	243	227	227	323	243	243	290	290	290	290	290	290
Edouard Godfroid (227)	4	227	246	323	290	290	290	323	227	227	227	227	227
Dani Boers (247)	5	247	323	290	227	227	227	227	323	337	337	323	323
Noa Mengal (388)	6	388	290	246	246	337	337	337	337	285	285	337	285
Kevin Bakker (255)	7	255	285	285	337	246	285	285	285	323	323	285	337
Alexandre Mercier (290)	8	290	337	337	285	285	205	205	205	311	311	311	311
Jules Vanhulle (321)	9	321	205	205	205	205	311	311	311	282	282	282	282
Sam Geluk (246)	10	246	252	252	311	311	282	282	282	205	205	336	336
Antoine Duval (323)	11	323	320	311	252	252	246	336	336	336	336	252	252
Roberto Baas (285)	12	285	311	282	282	282	252	252	252	252	252	205	246
Pepijn Steijger (337)	13	337	282	336	336	336	336	246	246	246	246	246	205
Stef Kuypers (205)	14	205	388	320	320	320	350	329	329	329	329	329	388
Flavio Caira (335)	15	335	350	350	350	350	320	350	320	388	388	388	350
Ties Van Dijck (311)	16	311	336	388	331	331	331	320	388	320	350	350	255
Lars Vennink (331)	17	331	229	331	388	388	329	321	350	350	255	255	321
Nick Dechow (252)	18	252	331	321	329	329	388	388	321	255	321	321	329
Kenneth Van Moerkerke (320)	19	320	321	329	321	321	321	309	293	321	320	247	247
Xavier Zandbergen (350)	20	350	213	213	213	213	293	293	255	211	211	320	211
Leon Lijnsvelt (282)	21	282	293	229	293	293	213	211	211	247	247	211	320
Hugo Van der Velden (221)	22	221	329	293	229	309	309	213	242	293	293	293	293
Thiago Dirks (369)	23	369	236	326	309	211	211	255	247	242	326	326	326
Giovanni Witteveen (326)	24	326	326	309	211	242	242	242	309	309	242	245	245
Nick de Geus (229)	25	229	309	211	242	229	255	247	213	326	213	229	229
Cas Oorthuis (336)	26	336	211	242	326	255	247	326	326	213	229	236	236
Arriën Kamphuis (236)	27	236	242	236	247	247	326	236	236	236	236	325	325
Lionel Munguia (309)	28	309	325	325	255	326	229	229	229	229	245	242	242
Yanis Vandenbosch (242)	29	242	247	247	236	236	236	245	245	245	325	331	331
Matt Pereira Simon (213)	30	213	255	255	325	325	325	325	325	325	331		
Amber Bouman (325)	31	325	245	245	245	245	245	331	331	331			
Julian Altelaar (211)	32	211	221	221									
Dennis Bouman (293)	33	293											
Rav Martens (329)	34	329											

Timekeeping G. Kristensen:

Clerk of the course J. Van Walsum:

Chief Scrutineer Fons van Dun:

Printed: 14.11.2026 16:26:48

posted at: h





GK4 Kart Series Round 7

X30 Senior — **Genk 1,360 Km**

Final — **14.11.2026 17:45**

Race (9:00 and 2 Laps)

14	221		242	
		27		28
13	326		236	
		25		26
12	211		335	
		23		24
11	331		229	
		21		22
10	336		320	
		19		20
9	282		350	
		17		18
8	205		252	
		15		16
7	321		388	
		13		14
6	245		246	
		11		12
5	255		311	
		9		10
4	337		247	
		7		8
3	323		285	
		5		6
2	227		290	
		3		4
1	262		243	
		1		2

POLE POSITION

Official Timekeeping camp-company.de — **Orbits**

Timekeeping G. Kristensen:

Clerk of the course J. Van Walsum:

Chief Scrutineer Fons van Dun:

Printed: 14.11.2026 16:27:39

posted at: h

GK4 Kart Series Round 7

X30 Senior — **Genk 1,360 Km**

Final — **14.11.2026 17:45**

Race (9:00 and 2 Laps)

17	213	33	329	34
16	369	31	309	32
15	293	29	325	30

GK4 Kart Series Round 7

X30 Senior — **Genk 1,360 Km**

Final — **14.11.2026 17:45**

Race (9:00 and 2 Laps) started at 17:48:53

Pos	No.	Name	NAT	Chassis	Raceteam	Laps	Total Tm	Diff	Best Tm	Points	Penalty
1	262	**Markus Glume**	BEL		Marechal	12	11:14.731		55.635	80	
2	243	**Anthony Bongartz**	BEL		Marechal	12	11:15.648	0.917	55.747	76	
3	255	**Kevin Bakker**	NLD		KCR Racing Team	12	11:15.815	1.084	55.502	73	
4	285	**Roberto Baas**	NLD		WJS Racing	12	11:17.311	2.580	55.806	71	
5	245	**Charly Glume**	BEL		Marechal	12	11:18.762	4.031	55.563	70	
6	337	**Pepijn Steijger**	NLD		KCR Racing Team	12	11:19.082	4.351	55.764	69	
7	321	**Jules Vanhulle**	BEL		TD Racing	12	11:19.309	4.578	55.643	68	
8	388	**Noa Mengal**	BEL		RSD Karting	12	11:20.109	5.378	55.608	67	
9	290	**Alexandre Mercier**	BEL		CTR	12	11:20.681	5.950	55.646	66	
10	282	**Leon Lijnsvelt**	NLD		TD Racing	12	11:21.031	6.300	55.749	65	
11	323	**Antoine Duval**	BEL		Eurokarting	12	11:21.215	6.484	55.612	64	
12	227	**Edouard Godfroid**	BEL		RSD Karting	12	11:21.283	6.552	55.581	63	
13	247	**Dani Boers**	NLD		WJS Racing	12	11:21.534	6.803	55.748	62	3 sec
14	336	**Cas Oorthuis**	NLD		Koene Racing	12	11:23.288	8.557	55.658	61	
15	311	**Ties Van Dijck**	NLD		DFK	12	11:23.946	9.215	55.927	60	
16	350	**Xavier Zandbergen**	NLD		DFK	12	11:24.647	9.916	55.724	59	3 sec
17	205	**Stef Kuypers**	NLD		DFK	12	11:25.457	10.726	55.771	58	
18	320	**Kenneth Van Moerkerke**	BEL		KA Motorsport	12	11:25.888	11.157	55.976	57	
19	335	**Flavio Caira**	BEL		VDK Racing	12	11:26.581	11.850	55.722	56	
20	331	**Lars Vennink**	NLD		VK Racing	12	11:28.694	13.963	55.850	55	
21	326	**Giovanni Witteveen**	NLD			12	11:29.961	15.230	56.111	54	
22	242	**Yanis Vandenbosch**	BEL		Eurokarting	12	11:30.178	15.447	56.095	53	
23	221	**Hugo Van der Velden**	NLD		WJS Racing	12	11:33.689	18.958	55.957	52	
24	236	**Arriën Kamphuis**	NLD		KCR Racing Team	12	11:35.707	20.976	56.371	51	
25	213	**Matt Pereira Simon**	BEL		CG Motorsport	12	11:36.283	21.552	56.236	50	3 sec
26	252	**Nick Dechow**	NLD			12	11:36.613	21.882	56.261	49	3 sec
27	329	**Rav Martens**	NLD		Koene Racing	12	11:37.085	22.354	55.897	48	8 sec
28	211	**Julian Altelaar**	NLD		DFK	12	11:37.825	23.094	55.871	47	
29	229	**Nick de Geus**	NLD		Energy Corse BN	12	11:41.106	26.375	56.300	46	3 sec
30	369	**Thiago Dirks**	NLD		Energy Corse BN	12	11:42.699	27.968	56.489	45	3 sec
31	325	**Amber Bouman**	NLD		WJS Racing	12	11:46.001	31.270	57.445	44	
32	293	**Dennis Bouman**	NLD		WJS Racing	12	11:46.041	31.310	57.122	43	3 sec
33	309	**Lionel Munguia**	NLD		Redeker Karttean	9	8:53.708	3 Laps	56.581	42	
34	246	**Sam Geluk**	NLD		MKP		0.405	12 Laps		41	

Announcements

These results are provisional until the conclusion of any judicial and technical matters!
#329 Time penalty 5 sec. / Pushing
#213,229,247,252,293,329,350,369 time penalty 3 sec. (front fairing)

Margin of Victory	⌀km/h	Best Lap Tm	km/h	Best Lap by
0.917	87,075	55.502	88,213	255 - Kevin Bakker

Timekeeping G. Kristensen:

Clerk of the course J. Van Walsum:

Chief Scrutineer Fons van Dun:

Printed: 14.11.2026 18:41:26

posted at: h

GK4 Kart Series Round 7

X30 Senior — Genk 1,360 Km

Final — 14.11.2026 17:45

Race (9:00 and 2 Laps) started at 17:48:53

(262) Markus Glume

Lap	Time of Day	Lap Tm	Diff	S1 Tm	S2 Tm	S3 Tm
1	17:49:51.556	**58.295**	+2.660	23.875	17.259	17.161
2	17:50:48.987	**57.431**	+1.796	23.104	17.220	17.107
3	17:51:45.748	**56.761**	+1.126	22.827	16.883	17.051
4	17:52:41.920	**56.172**	+0.537	22.565	16.700	16.907
5	17:53:37.905	**55.985**	+0.350	22.466	16.684	16.835
6	17:54:33.661	**55.756**	+0.121	22.409	16.540	16.807
7	17:55:29.399	**55.738**	+0.103	22.398	16.551	16.789
8	17:56:25.127	**55.728**	+0.093	22.409	16.554	**16.765**
9	17:57:20.762	**55.635**		22.381	16.485	16.769
10	17:58:16.517	**55.755**	+0.120	22.398	16.532	16.825
11	17:59:12.294	**55.777**	+0.142	22.423	16.539	16.815
12	18:00:07.992	**55.698**	+0.063	**22.376**	**16.459**	16.863

(243) Anthony Bongartz

Lap	Time of Day	Lap Tm	Diff	S1 Tm	S2 Tm	S3 Tm
1	17:49:52.713	**59.419**	+3.672	24.342	17.640	17.437
2	17:50:49.737	**57.024**	+1.277	22.994	16.992	17.038
3	17:51:46.167	**56.430**	+0.683	22.678	16.780	16.972
4	17:52:42.274	**56.107**	+0.360	22.574	16.668	16.865
5	17:53:38.219	**55.945**	+0.198	22.458	16.662	16.825
6	17:54:34.057	**55.838**	+0.091	22.450	16.618	**16.770**
7	17:55:29.851	**55.794**	+0.047	22.423	**16.571**	16.800
8	17:56:25.598	**55.747**		**22.343**	16.618	16.786
9	17:57:21.395	**55.797**	+0.050	22.388	16.590	16.819
10	17:58:17.210	**55.815**	+0.068	22.386	16.619	16.810
11	17:59:13.013	**55.803**	+0.056	22.418	16.594	16.791
12	18:00:08.909	**55.896**	+0.149	22.449	16.624	16.823

(255) Kevin Bakker

Lap	Time of Day	Lap Tm	Diff	S1 Tm	S2 Tm	S3 Tm
1	17:49:53.980	**1:00.416**	+4.914	25.166	18.150	17.100
2	17:50:51.312	**57.332**	+1.830	23.072	17.252	17.008
3	17:51:47.843	**56.531**	+1.029	22.587	17.071	16.873
4	17:52:43.880	**56.037**	+0.535	22.476	16.784	16.777
5	17:53:39.886	**56.006**	+0.504	22.460	16.683	16.863
6	17:54:35.522	**55.636**	+0.134	**22.294**	16.622	16.720
7	17:55:31.159	**55.637**	+0.135	22.349	16.564	16.724
8	17:56:26.801	**55.642**	+0.140	22.356	16.556	16.730
9	17:57:22.357	**55.556**	+0.054	22.367	**16.488**	16.701
10	17:58:17.859	**55.502**		22.344	16.496	**16.662**
11	17:59:13.390	**55.531**	+0.029	22.331	16.518	16.682
12	18:00:09.076	**55.686**	+0.184	22.333	16.551	16.802

(285) Roberto Baas

Lap	Time of Day	Lap Tm	Diff	S1 Tm	S2 Tm	S3 Tm
1	17:49:53.151	**59.706**	+3.900	24.745	17.760	17.201
2	17:50:50.478	**57.327**	+1.521	23.128	17.206	16.993
3	17:51:47.024	**56.546**	+0.740	22.755	16.905	16.886
4	17:52:43.116	**56.092**	+0.286	22.565	16.721	16.806
5	17:53:39.154	**56.038**	+0.232	22.489	16.686	16.863
6	17:54:35.163	**56.009**	+0.203	22.497	16.706	16.806
7	17:55:31.036	**55.873**	+0.067	22.459	16.609	16.805
8	17:56:27.193	**56.157**	+0.351	22.690	16.710	**16.757**
9	17:57:23.030	**55.837**	+0.031	22.452	16.603	16.782
10	17:58:18.902	**55.872**	+0.066	22.466	16.597	16.809
11	17:59:14.766	**55.864**	+0.058	22.457	**16.595**	16.812
12	18:00:10.572	**55.806**		**22.408**	16.601	16.797

(245) Charly Glume

Lap	Time of Day	Lap Tm	Diff	S1 Tm	S2 Tm	S3 Tm
1	17:49:54.518	**1:00.866**	+5.303	25.204	18.216	17.446
2	17:50:51.861	**57.343**	+1.780	22.886	17.175	17.282
3	17:51:48.881	**57.020**	+1.457	23.013	17.077	16.930
4	17:52:44.919	**56.038**	+0.475	22.426	16.721	16.891
5	17:53:40.577	**55.658**	+0.095	**22.291**	16.559	16.808
6	17:54:36.362	**55.785**	+0.222	22.326	16.582	16.877
7	17:55:33.054	**56.692**	+1.129	22.969	16.887	16.836
8	17:56:28.617	**55.563**		22.315	**16.557**	**16.691**
9	17:57:24.644	**56.027**	+0.464	22.679	16.595	16.753
10	17:58:20.269	**55.625**	+0.062	22.303	16.569	16.753
11	17:59:15.938	**55.669**	+0.106	22.356	16.572	16.741
12	18:00:12.023	**56.085**	+0.522	22.414	16.573	17.098

(337) Pepijn Steijger

Lap	Time of Day	Lap Tm	Diff	S1 Tm	S2 Tm	S3 Tm
1	17:49:53.644	**1:00.156**	+4.392	25.140	17.778	17.238
2	17:50:50.820	**57.176**	+1.412	23.130	16.997	17.049
3	17:51:47.624	**56.804**	+1.040	22.782	17.167	16.855
4	17:52:43.707	**56.083**	+0.319	22.525	16.784	16.774
5	17:53:39.941	**56.234**	+0.470	22.458	16.734	17.042
6	17:54:36.068	**56.127**	+0.363	22.454	16.695	16.978
7	17:55:32.209	**56.141**	+0.377	22.476	16.803	16.862
8	17:56:28.220	**56.011**	+0.247	22.440	16.736	16.835
9	17:57:25.011	**56.791**	+1.027	23.139	16.870	16.782
10	17:58:20.796	**55.785**	+0.021	22.361	**16.632**	16.792
11	17:59:16.579	**55.783**	+0.019	**22.339**	16.634	16.810
12	18:00:12.343	**55.764**		22.381	16.660	**16.723**

(321) Jules Vanhulle

Lap	Time of Day	Lap Tm	Diff	S1 Tm	S2 Tm	S3 Tm
1	17:49:54.868	**1:01.125**	+5.482	25.502	18.246	17.377
2	17:50:51.931	**57.063**	+1.420	22.831	16.988	17.244
3	17:51:49.207	**57.276**	+1.633	23.154	17.204	16.918
4	17:52:45.264	**56.057**	+0.414	22.543	16.684	16.830
5	17:53:40.959	**55.695**	+0.052	22.362	16.547	16.786
6	17:54:36.602	**55.643**		22.344	**16.540**	**16.759**
7	17:55:33.294	**56.692**	+1.049	22.801	16.980	16.911
8	17:56:29.544	**56.250**	+0.607	22.717	16.700	16.833
9	17:57:25.271	**55.727**	+0.084	**22.326**	16.606	16.795
10	17:58:21.034	**55.763**	+0.120	22.338	16.611	16.814
11	17:59:16.768	**55.734**	+0.091	22.361	16.599	16.774
12	18:00:12.570	**55.802**	+0.159	22.402	16.602	16.798

(388) Noa Mengal

Lap	Time of Day	Lap Tm	Diff	S1 Tm	S2 Tm	S3 Tm
1	17:49:55.778	**1:02.049**	+6.441	27.142	17.512	17.395
2	17:50:52.718	**56.940**	+1.332	22.827	17.099	17.014
3	17:51:50.309	**57.591**	+1.983	22.979	17.532	17.080
4	17:52:46.713	**56.404**	+0.796	22.799	16.778	16.827
5	17:53:42.600	**55.887**	+0.279	22.438	16.647	16.802
6	17:54:38.439	**55.839**	+0.231	22.394	16.674	16.771
7	17:55:34.397	**55.958**	+0.350	22.334	16.796	16.828
8	17:56:30.204	**55.807**	+0.199	22.301	16.765	16.741
9	17:57:25.947	**55.743**	+0.135	22.358	**16.583**	16.802
10	17:58:21.555	**55.608**		22.315	16.596	**16.697**
11	17:59:17.473	**55.918**	+0.310	**22.269**	16.607	17.042
12	18:00:13.370	**55.897**	+0.289	22.484	16.643	16.770

(290) Alexandre Mercier

Lap	Time of Day	Lap Tm	Diff	S1 Tm	S2 Tm	S3 Tm
1	17:49:52.918	**59.548**	+3.902	24.342	17.900	17.306
2	17:50:50.267	**57.349**	+1.703	23.026	17.158	17.165
3	17:51:48.221	**57.954**	+2.308	23.260	17.582	17.112
4	17:52:44.357	**56.136**	+0.490	22.563	16.712	16.861
5	17:53:40.211	**55.854**	+0.208	22.430	16.630	16.794
6	17:54:36.277	**56.066**	+0.420	22.418	16.673	16.975
7	17:55:33.286	**57.009**	+1.363	22.668	17.032	17.309
8	17:56:29.811	**56.525**	+0.879	22.799	16.833	16.893
9	17:57:25.610	**55.799**	+0.153	22.405	16.632	16.762
10	17:58:21.256	**55.646**		**22.342**	**16.562**	**16.742**
11	17:59:17.554	**56.298**	+0.652	22.375	16.713	17.210
12	18:00:13.942	**56.388**	+0.742	22.773	16.740	16.875

(282) Leon Lijnsvelt

Lap	Time of Day	Lap Tm	Diff	S1 Tm	S2 Tm	S3 Tm
1	17:49:55.061	**1:01.101**	+5.352	25.350	18.262	17.489
2	17:50:52.175	**57.114**	+1.365	23.084	17.013	17.017
3	17:51:50.192	**58.017**	+2.268	23.383	17.476	17.158
4	17:52:46.435	**56.243**	+0.494	22.693	16.752	16.798

GK4 Kart Series Round 7

X30 Senior

Genk 1,360 Km

Final

14.11.2026 17:45

Race (9:00 and 2 Laps) started at 17:48:53

Lap	Time of Day	Lap Tm	Diff	S1 Tm	S2 Tm	S3 Tm
5	17:53:42.351	**55.916**	+0.167	22.464	16.621	16.831
6	17:54:38.229	**55.878**	+0.129	22.401	16.669	16.808
7	17:55:34.163	**55.934**	+0.185	22.437	16.758	**16.739**
8	17:56:30.526	**56.363**	+0.614	22.451	17.147	16.765
9	17:57:26.275	**55.749**		22.383	16.608	16.758
10	17:58:22.031	**55.756**	+0.007	22.395	16.603	16.758
11	17:59:17.784	**55.753**	+0.004	**22.370**	**16.592**	16.791
12	18:00:14.292	**56.508**	+0.759	22.715	16.879	16.914

(323) Antoine Duval

Lap	Time of Day	Lap Tm	Diff	S1 Tm	S2 Tm	S3 Tm
1	17:49:54.951	**1:01.528**	+5.916	25.722	18.223	17.583
2	17:50:52.133	**57.182**	+1.570	22.981	17.028	17.173
3	17:51:50.155	**58.022**	+2.410	23.309	17.426	17.287
4	17:52:47.523	**57.368**	+1.756	23.332	17.019	17.017
5	17:53:43.547	**56.024**	+0.412	22.493	16.696	16.835
6	17:54:39.435	**55.888**	+0.276	22.462	16.625	16.801
7	17:55:35.250	**55.815**	+0.203	22.422	16.620	16.773
8	17:56:30.862	**55.612**		22.333	**16.532**	**16.747**
9	17:57:26.560	**55.698**	+0.086	**22.307**	16.613	16.778
10	17:58:22.290	**55.730**	+0.118	22.327	16.591	16.812
11	17:59:18.126	**55.836**	+0.224	22.353	16.628	16.855
12	18:00:14.476	**56.350**	+0.738	22.468	16.910	16.972

(227) Edouard Godfroid

Lap	Time of Day	Lap Tm	Diff	S1 Tm	S2 Tm	S3 Tm
1	17:49:53.212	**59.877**	+4.296	24.576	17.854	17.447
2	17:50:51.519	**58.307**	+2.726	23.676	17.490	17.141
3	17:51:50.277	**58.758**	+3.177	23.652	17.512	17.594
4	17:52:47.705	**57.428**	+1.847	23.311	17.070	17.047
5	17:53:43.866	**56.161**	+0.580	22.533	16.753	16.875
6	17:54:39.789	**55.923**	+0.342	22.391	16.692	16.840
7	17:55:35.520	**55.731**	+0.150	22.292	16.644	16.795
8	17:56:31.395	**55.875**	+0.294	22.381	16.667	16.827
9	17:57:27.064	**55.669**	+0.088	**22.239**	16.627	16.803
10	17:58:22.645	**55.581**		22.269	**16.549**	**16.763**
11	17:59:18.335	**55.690**	+0.109	22.277	16.586	16.827
12	18:00:14.544	**56.209**	+0.628	22.346	17.001	16.862

(247) Dani Boers

Lap	Time of Day	Lap Tm	Diff	S1 Tm	S2 Tm	S3 Tm
1	17:49:53.372	**59.856**	+4.108	24.909	17.720	17.227
2	17:50:50.715	**57.343**	+1.595	23.066	17.172	17.105
3	17:51:47.270	**56.555**	+0.807	22.605	17.046	16.904
4	17:52:43.454	**56.184**	+0.436	22.532	16.768	16.884
5	17:53:39.404	**55.950**	+0.202	22.414	16.694	16.842
6	17:54:35.887	**56.483**	+0.735	22.525	17.002	16.956
7	17:55:32.520	**56.633**	+0.885	22.739	17.095	16.799
8	17:56:28.348	**55.828**	+0.080	**22.334**	16.714	16.780
9	17:57:24.112	**55.764**	+0.016	22.404	16.607	**16.753**
10	17:58:20.008	**55.896**	+0.148	22.422	16.679	16.795
11	17:59:15.756	**55.748**		22.412	**16.558**	16.778
12	18:00:11.795	**56.039**	+0.291	22.398	16.615	17.026

(336) Cas Oorthuis

Lap	Time of Day	Lap Tm	Diff	S1 Tm	S2 Tm	S3 Tm
1	17:49:56.935	**1:02.776**	+7.118	27.026	18.460	17.290
2	17:50:54.694	**57.759**	+2.101	23.264	17.383	17.112
3	17:51:51.331	**56.637**	+0.979	22.632	16.919	17.086
4	17:52:49.338	**58.007**	+2.349	22.910	17.897	17.200
5	17:53:45.814	**56.476**	+0.818	22.774	16.794	16.908
6	17:54:41.724	**55.910**	+0.252	22.375	16.739	16.796
7	17:55:37.532	**55.808**	+0.150	22.338	16.672	16.798
8	17:56:33.391	**55.859**	+0.201	22.379	16.731	16.749
9	17:57:29.405	**56.014**	+0.356	22.451	16.740	16.823
10	17:58:25.156	**55.751**	+0.093	22.376	16.712	**16.663**
11	17:59:20.814	**55.658**		**22.326**	**16.585**	16.747
12	18:00:16.549	**55.735**	+0.077	22.349	16.626	16.760

(311) Ties Van Dijck

Lap	Time of Day	Lap Tm	Diff	S1 Tm	S2 Tm	S3 Tm
1	17:49:55.179	**1:01.594**	+5.667	25.839	18.455	17.300
2	17:50:52.482	**57.303**	+1.376	23.103	17.121	17.079
3	17:51:50.892	**58.410**	+2.483	23.204	17.915	17.291
4	17:52:48.816	**57.924**	+1.997	23.189	17.758	16.977
5	17:53:45.105	**56.289**	+0.362	22.688	16.761	16.840
6	17:54:41.032	**55.927**		22.508	**16.622**	16.797
7	17:55:37.092	**56.060**	+0.133	22.555	16.738	**16.767**
8	17:56:33.139	**56.047**	+0.120	22.491	16.740	16.816
9	17:57:29.066	**55.927**		22.498	16.641	16.788
10	17:58:25.067	**56.001**	+0.074	**22.485**	16.709	16.807
11	17:59:21.188	**56.121**	+0.194	22.646	16.703	16.772
12	18:00:17.207	**56.019**	+0.092	22.508	16.693	16.818

(350) Xavier Zandbergen

Lap	Time of Day	Lap Tm	Diff	S1 Tm	S2 Tm	S3 Tm
1	17:49:55.295	**1:01.408**	+5.684	26.232	17.922	17.254
2	17:50:53.307	**58.012**	+2.288	23.245	17.430	17.337
3	17:51:50.696	**57.389**	+1.665	22.748	17.646	16.995
4	17:52:47.946	**57.250**	+1.526	23.034	17.162	17.054
5	17:53:44.259	**56.313**	+0.589	22.534	16.828	16.951
6	17:54:40.080	**55.821**	+0.097	22.388	16.617	16.816
7	17:55:35.851	**55.771**	+0.047	22.396	16.642	**16.733**
8	17:56:31.697	**55.846**	+0.122	22.415	16.681	16.750
9	17:57:27.421	**55.724**		22.371	16.592	16.761
10	17:58:23.201	**55.780**	+0.056	**22.348**	**16.585**	16.847
11	17:59:19.110	**55.909**	+0.185	22.463	16.641	16.805
12	18:00:14.908	**55.798**	+0.074	22.405	16.630	16.763

(205) Stef Kuypers

Lap	Time of Day	Lap Tm	Diff	S1 Tm	S2 Tm	S3 Tm
1	17:49:56.816	**1:02.964**	+7.193	27.278	18.221	17.465
2	17:50:54.932	**58.116**	+2.345	23.320	17.585	17.211
3	17:51:51.514	**56.582**	+0.811	22.707	16.906	16.969
4	17:52:49.638	**58.124**	+2.353	23.332	17.681	17.111
5	17:53:46.722	**57.084**	+1.313	22.757	17.496	16.831
6	17:54:42.493	**55.771**		**22.347**	**16.693**	**16.731**
7	17:55:38.816	**56.323**	+0.552	22.679	16.809	16.835
8	17:56:34.780	**55.964**	+0.193	22.452	16.709	16.803
9	17:57:30.801	**56.021**	+0.250	22.505	16.732	16.784
10	17:58:26.797	**55.996**	+0.225	22.468	16.726	16.802
11	17:59:22.752	**55.955**	+0.184	22.383	16.770	16.802
12	18:00:18.718	**55.966**	+0.195	22.402	16.736	16.828

(320) Kenneth Van Moerkerke

Lap	Time of Day	Lap Tm	Diff	S1 Tm	S2 Tm	S3 Tm
1	17:49:55.938	**1:01.976**	+6.000	26.497	17.733	17.746
2	17:50:53.395	**57.457**	+1.481	23.000	17.109	17.348
3	17:51:51.201	**57.806**	+1.830	23.161	17.358	17.287
4	17:52:49.239	**58.038**	+2.062	22.934	17.894	17.210
5	17:53:46.196	**56.957**	+0.981	23.082	17.027	16.848
6	17:54:42.296	**56.100**	+0.124	22.522	16.665	16.913
7	17:55:39.060	**56.764**	+0.788	23.067	16.887	16.810
8	17:56:35.066	**56.006**	+0.030	**22.427**	16.692	16.887
9	17:57:31.051	**55.985**	+0.009	22.463	16.717	16.805
10	17:58:27.027	**55.976**		22.488	16.687	**16.801**
11	17:59:23.062	**56.035**	+0.059	22.542	**16.624**	16.869
12	18:00:19.149	**56.087**	+0.111	22.500	16.714	16.873

(335) Flavio Caira

Lap	Time of Day	Lap Tm	Diff	S1 Tm	S2 Tm	S3 Tm
1	17:49:56.474	**1:02.346**	+6.624	26.870	18.033	17.443
2	17:50:53.592	**57.118**	+1.396	23.051	17.020	17.047
3	17:51:51.009	**57.417**	+1.695	22.886	17.280	17.251
4	17:52:49.560	**58.551**	+2.829	23.698	17.499	17.354
5	17:53:47.199	**57.639**	+1.917	23.065	17.651	16.923
6	17:54:44.108	**56.909**	+1.187	22.884	17.134	16.891
7	17:55:40.398	**56.290**	+0.568	22.642	16.810	16.838
8	17:56:36.483	**56.085**	+0.363	22.515	16.727	16.843
9	17:57:32.326	**55.843**	+0.121	22.422	16.640	16.781
10	17:58:28.200	**55.874**	+0.152	22.427	16.631	16.816

GK4 Kart Series Round 7

X30 Senior

Genk 1,360 Km

Final

14.11.2026 17:45

Race (9:00 and 2 Laps) started at 17:48:53

(331) Lars Vennink

Lap	Time of Day	Lap Tm	Diff	S1 Tm	S2 Tm	S3 Tm
1	17:49:59.976	**1:05.679**	+9.829	27.021	21.048	17.610
2	17:50:58.688	**58.712**	+2.862	23.470	18.108	17.134
3	17:51:55.379	**56.691**	+0.841	22.780	16.982	16.929
4	17:52:51.954	**56.575**	+0.725	22.914	16.845	16.816
5	17:53:48.202	**56.248**	+0.398	22.503	16.889	16.856
6	17:54:44.969	**56.767**	+0.917	22.576	17.397	16.794
7	17:55:41.124	**56.155**	+0.305	22.597	16.777	16.781
8	17:56:37.290	**56.166**	+0.316	22.481	16.783	16.902
9	17:57:33.555	**56.265**	+0.415	22.735	16.792	**16.738**
10	17:58:30.084	**56.529**	+0.679	23.039	16.700	16.790
11	17:59:26.105	**56.021**	+0.171	22.555	16.670	16.796
12	18:00:21.955	**55.850**		**22.454**	**16.631**	16.765

(326) Giovanni Witteveen

Lap	Time of Day	Lap Tm	Diff	S1 Tm	S2 Tm	S3 Tm
1	17:49:58.584	**1:03.964**	+7.853	26.715	19.771	17.478
2	17:50:56.005	**57.421**	+1.310	23.176	17.139	17.106
3	17:51:52.753	**56.748**	+0.637	22.874	16.958	16.916
4	17:52:49.903	**57.150**	+1.039	22.721	17.318	17.111
5	17:53:47.428	**57.525**	+1.414	22.816	17.800	16.909
6	17:54:44.556	**57.128**	+1.017	22.811	17.360	16.957
7	17:55:40.853	**56.297**	+0.186	22.663	16.767	16.867
8	17:56:36.964	**56.111**		**22.513**	**16.655**	16.943
9	17:57:33.317	**56.353**	+0.242	22.563	16.849	16.941
10	17:58:30.871	**57.554**	+1.443	23.652	16.931	16.971
11	17:59:27.053	**56.182**	+0.071	22.514	16.818	**16.850**
12	18:00:23.222	**56.169**	+0.058	22.562	16.730	16.877

(242) Yanis Vandenbosch

Lap	Time of Day	Lap Tm	Diff	S1 Tm	S2 Tm	S3 Tm
1	17:49:59.086	**1:04.749**	+8.654	27.321	19.911	17.517
2	17:50:57.158	**58.072**	+1.977	23.314	17.718	17.040
3	17:51:53.889	**56.731**	+0.636	22.746	17.058	16.927
4	17:52:50.781	**56.892**	+0.797	22.610	16.987	17.295
5	17:53:47.923	**57.142**	+1.047	22.723	17.384	17.035
6	17:54:45.579	**57.656**	+1.561	22.758	17.580	17.318
7	17:55:42.423	**56.844**	+0.749	22.912	17.013	16.919
8	17:56:38.779	**56.356**	+0.261	22.574	16.917	16.865
9	17:57:34.874	**56.095**		22.521	**16.739**	16.835
10	17:58:31.005	**56.131**	+0.036	**22.485**	16.801	16.845
11	17:59:27.264	**56.259**	+0.164	22.540	16.794	16.925
12	18:00:23.439	**56.175**	+0.080	22.558	16.798	**16.819**

(221) Hugo Van der Velden

Lap	Time of Day	Lap Tm	Diff	S1 Tm	S2 Tm	S3 Tm
1	17:50:01.504	**1:06.776**	+10.819	28.063	20.940	17.773
2	17:51:00.169	**58.665**	+2.708	24.038	17.475	17.152
3	17:51:57.135	**56.966**	+1.009	22.910	16.957	17.099
4	17:52:53.916	**56.781**	+0.824	22.800	17.095	16.886
5	17:53:50.713	**56.797**	+0.840	22.622	17.132	17.043
6	17:54:47.908	**57.195**	+1.238	22.956	17.290	16.949
7	17:55:45.697	**57.789**	+1.832	22.974	17.647	17.168
8	17:56:42.834	**57.137**	+1.180	23.020	17.085	17.032
9	17:57:39.038	**56.204**	+0.247	22.550	16.785	16.869
10	17:58:34.995	**55.957**		**22.382**	16.760	16.815
11	17:59:30.964	**55.969**	+0.012	22.520	**16.677**	**16.772**
12	18:00:26.950	**55.986**	+0.029	22.473	16.737	16.776

(236) Arriën Kamphuis

Lap	Time of Day	Lap Tm	Diff	S1 Tm	S2 Tm	S3 Tm
1	17:50:01.474	**1:07.249**	+10.878	27.534	20.941	18.774
2	17:51:00.038	**58.564**	+2.193	23.757	17.421	17.386
3	17:51:57.084	**57.046**	+0.675	22.924	16.966	17.156
4	17:52:54.244	**57.160**	+0.789	22.814	17.328	17.018
5	17:53:51.042	**56.798**	+0.427	22.628	17.101	17.069
6	17:54:48.236	**57.194**	+0.823	22.782	17.342	17.070
7	17:55:46.282	**58.046**	+1.675	22.715	18.200	17.131
8	17:56:43.232	**56.950**	+0.579	22.818	16.884	17.248
9	17:57:39.750	**56.518**	+0.147	22.667	16.805	17.046
10	17:58:36.125	**56.375**	+0.004	22.626	**16.758**	16.991
11	17:59:32.496	**56.371**		**22.603**	16.792	**16.976**
12	18:00:28.968	**56.472**	+0.101	22.621	16.808	17.043

(213) Matt Pereira Simon

Lap	Time of Day	Lap Tm	Diff	S1 Tm	S2 Tm	S3 Tm
1	17:50:00.218	**1:05.038**	+8.802	26.915	20.264	17.859
2	17:50:58.562	**58.344**	+2.108	23.293	17.617	17.434
3	17:51:55.712	**57.150**	+0.914	23.164	16.976	17.010
4	17:52:53.010	**57.298**	+1.062	22.987	17.385	16.926
5	17:53:50.304	**57.294**	+1.058	22.891	17.418	16.985
6	17:54:46.540	**56.236**		**22.547**	16.829	**16.860**
7	17:55:44.259	**57.719**	+1.483	22.612	18.154	16.953
8	17:56:40.641	**56.382**	+0.146	22.649	16.827	16.906
9	17:57:37.435	**56.794**	+0.558	22.569	17.158	17.067
10	17:58:33.850	**56.415**	+0.179	22.564	16.824	17.027
11	17:59:30.220	**56.370**	+0.134	22.635	16.769	16.966
12	18:00:26.544	**56.324**	+0.088	22.624	**16.748**	16.952

(252) Nick Dechow

Lap	Time of Day	Lap Tm	Diff	S1 Tm	S2 Tm	S3 Tm
1	17:49:59.605	**1:05.802**	+9.541	27.684	19.979	18.139
2	17:50:57.908	**58.303**	+2.042	23.574	17.498	17.231
3	17:51:55.312	**57.404**	+1.143	22.880	17.194	17.330
4	17:52:52.500	**57.188**	+0.927	23.044	17.103	17.041
5	17:53:49.152	**56.652**	+0.391	22.701	16.910	17.041
6	17:54:45.900	**56.748**	+0.487	22.627	16.981	17.140
7	17:55:43.993	**58.093**	+1.832	23.069	18.013	17.011
8	17:56:40.516	**56.523**	+0.262	22.694	16.844	16.985
9	17:57:37.556	**57.040**	+0.779	22.764	17.328	16.948
10	17:58:34.196	**56.640**	+0.379	22.792	16.877	16.971
11	17:59:30.613	**56.417**	+0.156	22.637	16.833	16.947
12	18:00:26.874	**56.261**		**22.608**	**16.772**	**16.881**

(329) Rav Martens

Lap	Time of Day	Lap Tm	Diff	S1 Tm	S2 Tm	S3 Tm
1	17:49:59.324	**1:04.506**	+8.609	27.115	19.837	17.554
2	17:50:56.913	**57.589**	+1.692	23.111	17.396	17.082
3	17:51:53.729	**56.816**	+0.919	22.843	17.010	16.963
4	17:52:50.709	**56.980**	+1.083	22.559	16.946	17.475
5	17:53:47.700	**56.991**	+1.094	22.575	17.423	16.993
6	17:54:44.784	**57.084**	+1.187	22.642	17.442	17.000
7	17:55:41.491	**56.707**	+0.810	22.943	16.872	16.892
8	17:56:37.479	**55.988**	+0.091	22.429	16.716	16.843
9	17:57:33.380	**55.901**	+0.004	22.471	**16.616**	16.814
10	17:58:30.012	**56.632**	+0.735	22.864	16.828	16.940
11	17:59:26.449	**56.437**	+0.540	22.751	16.850	16.836
12	18:00:22.346	**55.897**		**22.420**	16.666	**16.811**

(211) Julian Altelaar

Lap	Time of Day	Lap Tm	Diff	S1 Tm	S2 Tm	S3 Tm
1	17:50:09.568	**1:15.098**	+19.227	39.554	17.951	17.593
2	17:51:07.069	**57.501**	+1.630	23.215	17.165	17.121
3	17:52:03.754	**56.685**	+0.814	22.795	16.918	16.972
4	17:53:00.150	**56.396**	+0.525	22.633	16.859	16.904
5	17:53:56.221	**56.071**	+0.200	22.567	16.703	16.801
6	17:54:52.406	**56.185**	+0.314	22.576	16.784	16.825
7	17:55:48.781	**56.375**	+0.504	22.552	16.984	16.839
8	17:56:44.771	**55.990**	+0.119	22.459	16.704	16.827
9	17:57:41.889	**57.118**	+1.247	22.573	17.423	17.122
10	17:58:38.853	**56.964**	+1.093	23.033	17.095	16.836
11	17:59:34.724	**55.871**		22.468	16.660	**16.743**
12	18:00:31.086	**56.362**	+0.491	**22.449**	**16.635**	17.278

(229) Nick de Geus

Lap	Time of Day	Lap Tm	Diff	S1 Tm	S2 Tm	S3 Tm
1	17:49:57.369	**1:03.329**	+7.029	27.163	18.720	17.446
2	17:50:55.169	**57.800**	+1.500	23.141	17.422	17.237

GK4 Kart Series Round 7

X30 Senior — Genk 1,360 Km

Final — 14.11.2026 17:45

Race (9:00 and 2 Laps) started at 17:48:53

Lap	Time of Day	Lap Tm	Diff	S1 Tm	S2 Tm	S3 Tm
3	17:51:52.253	**57.084**	+0.784	22.919	17.125	17.040
4	17:52:50.648	**58.395**	+2.095	22.782	17.678	17.935
5	17:53:48.135	**57.487**	+1.187	23.212	17.320	16.955
6	17:54:45.455	**57.320**	+1.020	22.971	17.222	17.127
7	17:55:46.644	**1:01.189**	+4.889	23.383	20.249	17.557
8	17:56:44.145	**57.501**	+1.201	22.728	16.994	17.779
9	17:57:41.641	**57.496**	+1.196	22.863	17.450	17.183
10	17:58:37.941	**56.300**		22.626	16.755	**16.919**
11	17:59:34.277	**56.336**	+0.036	22.648	16.730	16.958
12	18:00:31.367	**57.090**	+0.790	**22.598**	**16.706**	17.786

(369) Thiago Dirks

Lap	Time of Day	Lap Tm	Diff	S1 Tm	S2 Tm	S3 Tm
1	17:50:00.945	**1:06.002**	+9.513	27.527	20.318	18.157
2	17:50:59.412	**58.467**	+1.978	23.616	17.529	17.322
3	17:51:56.715	**57.303**	+0.814	23.007	17.144	17.152
4	17:52:53.599	**56.884**	+0.395	22.836	16.967	17.081
5	17:53:50.548	**56.949**	+0.460	**22.604**	17.358	16.987
6	17:54:47.746	**57.198**	+0.709	23.050	17.205	16.943
7	17:55:45.767	**58.021**	+1.532	22.910	18.009	17.102
8	17:56:44.052	**58.285**	+1.796	23.410	17.036	17.839
9	17:57:42.209	**58.157**	+1.668	22.830	17.848	17.479
10	17:58:39.895	**57.686**	+1.197	22.932	17.626	17.128
11	17:59:36.471	**56.576**	+0.087	22.736	16.885	16.955
12	18:00:32.960	**56.489**		22.784	**16.818**	**16.887**

(325) Amber Bouman

Lap	Time of Day	Lap Tm	Diff	S1 Tm	S2 Tm	S3 Tm
1	17:50:00.747	**1:06.200**	+8.755	27.977	20.015	18.208
2	17:51:01.256	**1:00.509**	+3.064	24.865	18.008	17.636
3	17:51:59.642	**58.386**	+0.941	23.415	17.461	17.510
4	17:52:57.662	**58.020**	+0.575	23.334	17.351	17.335
5	17:53:55.513	**57.851**	+0.406	23.162	17.265	17.424
6	17:54:53.616	**58.103**	+0.658	23.376	17.358	17.369
7	17:55:51.354	**57.738**	+0.293	23.101	17.329	17.308
8	17:56:48.922	**57.568**	+0.123	23.058	17.178	17.332
9	17:57:46.735	**57.813**	+0.368	23.175	17.351	17.287
10	17:58:44.287	**57.552**	+0.107	**23.045**	17.243	17.264
11	17:59:41.817	**57.530**	+0.085	23.097	**17.132**	17.301
12	18:00:39.262	**57.445**		23.081	17.141	**17.223**

(293) Dennis Bouman

Lap	Time of Day	Lap Tm	Diff	S1 Tm	S2 Tm	S3 Tm
1	17:49:58.386	**1:03.554**	+6.432	26.592	19.445	17.517
2	17:50:56.715	**58.329**	+1.207	23.938	17.208	17.183
3	17:51:55.281	**58.566**	+1.444	23.610	17.492	17.464
4	17:52:52.841	**57.560**	+0.438	23.437	**17.060**	**17.063**
5	17:53:50.371	**57.530**	+0.408	23.100	17.251	17.179
6	17:54:47.493	**57.122**		**22.864**	17.078	17.180
7	17:55:45.545	**58.052**	+0.930	23.158	17.641	17.253
8	17:56:43.640	**58.095**	+0.973	22.953	17.355	17.787
9	17:57:41.567	**57.927**	+0.805	23.097	17.411	17.419
10	17:58:40.025	**58.458**	+1.336	23.435	17.587	17.436
11	17:59:37.988	**57.963**	+0.841	23.154	17.225	17.584
12	18:00:36.302	**58.314**	+1.192	23.235	17.411	17.668

(309) Lionel Munguia

Lap	Time of Day	Lap Tm	Diff	S1 Tm	S2 Tm	S3 Tm
1	17:49:59.822	**1:05.169**	+8.588	27.195	20.436	17.538
2	17:50:57.475	**57.653**	+1.072	23.284	17.213	17.156
3	17:51:54.310	**56.835**	+0.254	22.813	17.188	**16.834**
4	17:52:50.891	**56.581**		**22.595**	16.841	17.145
5	17:53:48.488	**57.597**	+1.016	23.151	17.249	17.197
6	17:54:45.704	**57.216**	+0.635	22.729	17.283	17.204
7	17:55:52.657	**1:06.953**	+10.372	23.198	26.279	17.476
8	17:56:49.274	**56.617**	+0.036	22.884	**16.785**	16.948
9	17:57:46.969	**57.695**	+1.114	23.212	17.265	17.218







GK4 Kart Series Round 7

Lapchart

X30 Senior

Genk 1,360 Km

Final

14.11.2026 17:45

Race (9:00 and 2 Laps) started at 17:48:53

Competitors		Laps												
		0	1	2	3	4	5	6	7	8	9	10	11	12
Markus Glume (262)	1	262	262	262	262	262	262	262	262	262	262	262	262	262
Anthony Bongartz (243)	2	243	243	243	243	243	243	243	243	243	243	243	243	243
Edouard Godfroid (227)	3	227	290	290	285	285	285	285	285	255	255	255	255	255
Alexandre Mercier (290)	4	290	285	285	247	247	247	255	255	285	285	285	285	285
Antoine Duval (323)	5	323	227	247	337	337	255	247	337	337	247	247	247	247
Roberto Baas (285)	6	285	247	337	255	255	337	337	247	247	245	245	245	245
Pepijn Steijger (337)	7	337	337	255	290	290	290	290	245	245	337	337	337	337
Dani Boers (247)	8	247	255	227	245	245	245	245	290	321	321	321	321	321
Kevin Bakker (255)	9	255	245	245	321	321	321	321	321	290	290	290	388	388
Ties Van Dijck (311)	10	311	321	321	323	282	282	282	282	388	388	388	290	290
Charly Glume (245)	11	245	323	323	282	388	388	388	388	282	282	282	282	282
Sam Geluk (246)	12	246	282	282	227	323	323	323	323	323	323	323	323	323
Noa Mengal (388)	13	388	311	311	388	227	227	227	227	227	227	227	227	227
Jules Vanhulle (321)	14	321	350	388	350	350	350	350	350	350	350	350	350	350
Nick Dechow (252)	15	252	388	350	311	311	311	311	311	311	311	311	336	336
Stef Kuypers (205)	16	205	320	320	335	320	336	336	336	336	336	336	311	311
Xavier Zandbergen (350)	17	350	335	335	320	336	320	320	205	205	205	205	205	205
Leon Lijnsvelt (282)	18	282	205	336	336	335	205	205	320	320	320	320	320	320
Kenneth Van Moerkerke (320)	19	320	336	205	205	205	335	335	335	335	335	335	335	335
Nick de Geus (229)	20	229	229	229	229	326	326	326	326	326	326	329	331	331
Flavio Caira (335)	21	335	293	326	326	229	329	329	331	331	329	331	329	329
Cas Oorthuis (336)	22	336	326	293	329	329	242	331	329	329	331	326	326	326
Arriën Kamphuis (236)	23	236	242	329	242	242	229	229	242	242	242	242	242	242
Lars Vennink (331)	24	331	329	242	309	309	331	242	252	252	213	213	213	213
Yanis Vandenbosch (242)	25	242	252	309	293	331	309	309	213	213	252	252	252	252
Julian Altelaar (211)	26	211	309	252	252	252	252	252	293	221	221	221	221	221
Amber Bouman (325)	27	325	331	213	331	293	213	213	221	236	236	236	236	236
Giovanni Witteveen (326)	28	326	213	331	213	213	293	293	369	293	293	229	229	211
Lionel Munguia (309)	29	309	325	369	369	369	369	369	236	369	229	211	211	229
Hugo Van der Velden (221)	30	221	369	236	236	221	221	221	229	229	211	369	369	369
Rav Martens (329)	31	329	236	221	221	236	236	236	211	211	369	293	293	293
Dennis Bouman (293)	32	293	221	325	325	325	325	211	325	325	325	325	325	325
Thiago Dirks (369)	33	369	211	211	211	211	211	325	309	309	309			
Matt Pereira Simon (213)	34	213												

Timekeeping G. Kristensen:

Clerk of the course J. Van Walsum:

Chief Scrutineer Fons van Dun:

Printed: 14.11.2026 18:42:08

posted at: h





GK4 Kart Series Round 7

X30 Senior Nationaal — **Genk 1,360 Km**

Warm up — **14.11.2026 09:30**

Practice (5:00 Time) started at 9:29:57

Pos	No.	Name	NAT	Raceteam	Laps	Best Tm	Diff	Gap	In Lap	km/h
1	**417**	Luka Bouwland	FIN	DFK	**5**	**56.457**			3	86,721
2	**444**	Benjamin Foucart	BEL	SRS Racing	**5**	**56.644**	**0.187**	0.187	3	86,435
3	**451**	Kobe Keirsebilck	BEL	GEAR Racing	**5**	**56.673**	**0.216**	0.029	3	86,390
4	**419**	Kelyan Vion	BEL	Eurokarting	**3**	**56.717**	**0.260**	0.044	3	86,323
5	**481**	Finn Aalbers	NLD	Privateer	**5**	**57.123**	**0.666**	0.406	3	85,710
6	**424**	Livia Samson	NLD	TD Racing	**5**	**57.164**	**0.707**	0.041	3	85,648
7	**421**	Loïc Constant	BEL	Eurokarting	**5**	**57.173**	**0.716**	0.009	3	85,635
8	**455**	Mauro Vertriest	BEL	GEAR Racing	**5**	**57.303**	**0.846**	0.130	5	85,441
9	**427**	Wesley Gielen	BEL	TD Racing	**5**	**57.379**	**0.922**	0.076	3	85,327
10	**496**	Sven Jansen	NLD	DFK	**5**	**57.580**	**1.123**	0.201	3	85,030
11	**428**	Cas Hoevelinck	BEL	TD Racing	**5**	**57.620**	**1.163**	0.040	3	84,970
12	**472**	Rio Brusselmans	BEL	GEAR Racing	**5**	**57.621**	**1.164**	0.001	3	84,969
13	**433**	Corentin Pereaux	BEL	MRK	**5**	**57.654**	**1.197**	0.033	3	84,920
14	**412**	Plamen Georgiev	BEL	MCK Racing	**5**	**57.729**	**1.272**	0.075	3	84,810
15	**426**	Luka Smets	BEL	MKR Performance	**5**	**57.796**	**1.339**	0.067	3	84,712
16	**404**	Thibeau Wolfaert	BEL	DFK	**3**	**58.271**	**1.814**	0.475	3	84,021
17	**431**	Sasha Duquet	BEL	SRS	**3**	**58.346**	**1.889**	0.075	3	83,913
18	**418**	Caira Livio	BEL	VDK Racing	**5**	**58.406**	**1.949**	0.060	5	83,827
19	**430**	Mattiz Blanckaert	BEL	MRK	**4**	**58.562**	**2.105**	0.156	4	83,604
20	**425**	Jasper Konings	NLD	DFK	**5**	**58.665**	**2.208**	0.103	5	83,457
21	**470**	Trystan Buchter	BEL	AP Motorport	**2**	**58.753**	**2.296**	0.088	2	83,332
22	**411**	Matti Aernouts	BEL	DFK	**5**	**59.073**	**2.616**	0.320	2	82,881
23	**413**	Noah Nollet	BEL	GEAR Racing	**5**	**1:00.509**	**4.052**	1.436	5	80,914
24	**499**	Siebe Eggerickx	BEL	MRK	**5**	**1:00.639**	**4.182**	0.130	5	80,740
25	**485**	Nikolas Hoppe	DEU	CV Performance Grou	**5**	**1:00.730**	**4.273**	0.091	2	80,619
26	**497**	Tille Rauwoens	BEL	MCK Racing	**5**	**1:00.867**	**4.410**	0.137	5	80,438

GK4 Kart Series Round 7

X30 Senior Nationaal

Genk 1,360 Km

Warm up

14.11.2026 09:30

Practice (5:00 Time) started at 9:29:57

(417) Luka Bouwland

Lap	Time of Day	Lap Tm	Diff	S1 Tm	S2 Tm	S3 Tm
1	9:31:14.344	**1:04.538**	+8.081	28.172	18.639	17.727
2	9:32:11.971	**57.627**	+1.170	23.342	17.202	17.083
3	9:33:08.428	**56.457**		**22.754**	**16.825**	**16.878**
4	9:34:07.787	**59.359**	+2.902	24.627	17.597	17.135
5	9:35:06.628	**58.841**	+2.384	24.175	17.619	17.047

(444) Benjamin Foucart

Lap	Time of Day	Lap Tm	Diff	S1 Tm	S2 Tm	S3 Tm
1	9:31:19.013	**1:05.601**	+8.957	28.030	19.248	18.323
2	9:32:16.673	**57.660**	+1.016	23.428	17.153	17.079
3	9:33:13.317	**56.644**		**22.725**	**16.928**	**16.991**
4	9:34:14.957	**1:01.640**	+4.996	25.333	18.547	17.760
5	9:35:14.697	**59.740**	+3.096	24.481	17.894	17.365

(451) Kobe Keirsebilck

Lap	Time of Day	Lap Tm	Diff	S1 Tm	S2 Tm	S3 Tm
1	9:31:23.588	**1:04.759**	+8.086	28.318	18.666	17.775
2	9:32:21.424	**57.836**	+1.163	23.371	17.187	17.278
3	9:33:18.097	**56.673**		**22.740**	**16.992**	**16.941**
4	9:34:21.741	**1:03.644**	+6.971	27.298	18.608	17.738
5	9:35:21.091	**59.350**	+2.677	24.576	17.552	17.222

(419) Kelyan Vion

Lap	Time of Day	Lap Tm	Diff	S1 Tm	S2 Tm	S3 Tm
1	9:31:19.759	**1:05.064**	+8.347	27.730	18.926	18.408
2	9:32:17.541	**57.782**	+1.065	23.308	17.259	17.215
3	9:33:14.258	**56.717**		**22.809**	**16.955**	**16.953**

(481) Finn Aalbers

Lap	Time of Day	Lap Tm	Diff	S1 Tm	S2 Tm	S3 Tm
1	9:31:27.668	**1:05.548**	+8.425	28.592	18.872	18.084
2	9:32:25.562	**57.894**	+0.771	23.649	17.194	17.051
3	9:33:22.685	**57.123**		**23.122**	**16.985**	**17.016**
4	9:34:23.816	**1:01.131**	+4.008	24.656	18.191	18.284
5	9:35:22.048	**58.232**	+1.109	23.808	17.305	17.119

(424) Livia Samson

Lap	Time of Day	Lap Tm	Diff	S1 Tm	S2 Tm	S3 Tm
1	9:31:23.159	**1:05.167**	+8.003	28.015	18.936	18.216
2	9:32:21.224	**58.065**	+0.901	23.400	17.327	17.338
3	9:33:18.388	**57.164**		**22.650**	**17.224**	**17.290**
4	9:34:36.556	**1:18.168**	+21.004	41.308	19.127	17.733
5	9:35:36.019	**59.463**	+2.299	24.516	17.649	17.298

(421) Loïc Constant

Lap	Time of Day	Lap Tm	Diff	S1 Tm	S2 Tm	S3 Tm
1	9:31:16.895	**1:03.326**	+6.153	26.979	18.618	17.729
2	9:32:14.883	**57.988**	+0.815	23.410	17.341	17.237
3	9:33:12.056	**57.173**		**23.008**	**17.044**	**17.121**
4	9:34:14.561	**1:02.505**	+5.332	26.019	18.773	17.713
5	9:35:13.837	**59.276**	+2.103	24.390	17.572	17.314

(455) Mauro Vertriest

Lap	Time of Day	Lap Tm	Diff	S1 Tm	S2 Tm	S3 Tm
1	9:31:30.809	**1:06.311**	+9.008	28.535	19.398	18.378
2	9:32:29.234	**58.425**	+1.122	24.133	17.281	17.011
3	9:33:28.023	**58.789**	+1.486	24.867	17.013	16.909
4	9:34:26.792	**58.769**	+1.466	24.289	17.400	17.080
5	9:35:24.095	**57.303**		**23.428**	**16.984**	**16.891**

(427) Wesley Gielen

Lap	Time of Day	Lap Tm	Diff	S1 Tm	S2 Tm	S3 Tm
1	9:31:26.517	**1:07.206**	+9.827	28.510	19.901	18.795
2	9:32:24.986	**58.469**	+1.090	23.753	17.348	17.368
3	9:33:22.365	**57.379**		**23.451**	**16.855**	**17.073**
4	9:34:23.565	**1:01.200**	+3.821	24.633	18.223	18.344
5	9:35:22.588	**59.023**	+1.644	24.510	17.436	17.077

(496) Sven Jansen

Lap	Time of Day	Lap Tm	Diff	S1 Tm	S2 Tm	S3 Tm
1	9:31:21.549	**1:06.325**	+8.745	29.146	19.008	18.171
2	9:32:20.379	**58.830**	+1.250	23.718	17.838	17.274
3	9:33:17.959	**57.580**		**23.236**	**17.294**	**17.050**
4	9:34:22.321	**1:04.362**	+6.782	25.817	20.476	18.069
5	9:35:21.975	**59.654**	+2.074	24.510	17.753	17.391

(428) Cas Hoevelinck

Lap	Time of Day	Lap Tm	Diff	S1 Tm	S2 Tm	S3 Tm
1	9:31:20.513	**1:06.162**	+8.542	28.443	19.130	18.589
2	9:32:20.079	**59.566**	+1.946	23.825	18.118	17.623
3	9:33:17.699	**57.620**		**23.227**	**17.304**	**17.089**
4	9:34:17.977	**1:00.278**	+2.658	24.975	18.099	17.204
5	9:35:17.034	**59.057**	+1.437	23.860	18.004	17.193

(472) Rio Brusselmans

Lap	Time of Day	Lap Tm	Diff	S1 Tm	S2 Tm	S3 Tm
1	9:31:27.500	**1:09.104**	+11.483	30.769	19.719	18.616
2	9:32:26.086	**58.586**	+0.965	23.960	17.411	17.215
3	9:33:23.707	**57.621**		**23.298**	**17.166**	17.157
4	9:34:24.031	**1:00.324**	+2.703	24.374	18.276	17.674
5	9:35:22.972	**58.941**	+1.320	24.402	17.429	**17.110**

(433) Corentin Pereaux

Lap	Time of Day	Lap Tm	Diff	S1 Tm	S2 Tm	S3 Tm
1	9:31:20.143	**1:08.169**	+10.515	29.640	19.591	18.938
2	9:32:19.802	**59.659**	+2.005	24.460	17.722	17.477
3	9:33:17.456	**57.654**		**23.315**	**17.117**	**17.222**
4	9:34:17.752	**1:00.296**	+2.642	25.102	17.842	17.352
5	9:35:16.966	**59.214**	+1.560	23.850	18.012	17.352

(412) Plamen Georgiev

Lap	Time of Day	Lap Tm	Diff	S1 Tm	S2 Tm	S3 Tm
1	9:31:17.484	**1:06.289**	+8.560	28.797	19.156	18.336
2	9:32:16.062	**58.578**	+0.849	23.781	17.564	**17.233**
3	9:33:13.791	**57.729**		**23.074**	**17.333**	17.322
4	9:34:15.155	**1:01.364**	+3.635	25.130	18.630	17.604
5	9:35:14.934	**59.779**	+2.050	24.179	18.095	17.505

(426) Luka Smets

Lap	Time of Day	Lap Tm	Diff	S1 Tm	S2 Tm	S3 Tm
1	9:31:23.414	**1:07.060**	+9.264	29.185	19.535	18.340
2	9:32:21.781	**58.367**	+0.571	23.746	17.372	17.249
3	9:33:19.577	**57.796**		**23.213**	**17.359**	17.224
4	9:34:23.881	**1:04.304**	+6.508	26.308	19.283	18.713
5	9:35:23.503	**59.622**	+1.826	24.967	17.439	**17.216**

(404) Thibeau Wolfaert

Lap	Time of Day	Lap Tm	Diff	S1 Tm	S2 Tm	S3 Tm
1	9:31:19.501	**1:07.858**	+9.587	28.703	20.157	18.998
2	9:32:18.921	**59.420**	+1.149	24.102	17.867	17.451
3	9:33:17.192	**58.271**		**23.192**	**17.698**	**17.381**

(431) Sasha Duquet

Lap	Time of Day	Lap Tm	Diff	S1 Tm	S2 Tm	S3 Tm
1	9:31:20.744	**1:11.373**	+13.027	31.057	20.705	19.611
2	9:32:21.358	**1:00.614**	+2.268	24.728	18.115	17.771
3	9:33:19.704	**58.346**		**23.745**	**17.402**	**17.199**

(418) Caira Livio

Lap	Time of Day	Lap Tm	Diff	S1 Tm	S2 Tm	S3 Tm
1	9:31:30.051	**1:05.453**	+7.047	28.027	19.233	18.193
2	9:32:28.604	**58.553**	+0.147	**23.695**	17.429	17.429
3	9:33:30.448	**1:01.844**	+3.438	26.804	17.745	17.295
4	9:34:29.925	**59.477**	+1.071	24.560	17.587	17.330
5	9:35:28.331	**58.406**		23.913	**17.297**	**17.196**

(430) Mattiz Blanckaert

Lap	Time of Day	Lap Tm	Diff	S1 Tm	S2 Tm	S3 Tm
1	9:31:34.792	**1:06.823**	+8.261	29.962	19.034	17.827
2	9:32:35.100	**1:00.308**	+1.746	**23.335**	18.931	18.042
3	9:34:13.526	**1:38.426**	+39.864	59.880	20.591	17.955
4	9:35:12.088	**58.562**		23.999	**17.371**	**17.192**

(425) Jasper Konings

Lap	Time of Day	Lap Tm	Diff	S1 Tm	S2 Tm	S3 Tm
1	9:31:27.410	**1:08.977**	+10.312	29.071	20.463	19.443
2	9:32:28.735	**1:01.325**	+2.660	25.043	18.246	18.036
3	9:33:29.620	**1:00.885**	+2.220	25.805	17.782	17.298
4	9:34:31.322	**1:01.702**	+3.037	26.090	18.123	17.489

GK4 Kart Series Round 7

X30 Senior Nationaal — Genk 1,360 Km

Warm up — 14.11.2026 09:30

Practice (5:00 Time) started at 9:29:57

Lap	Time of Day	Lap Tm	Diff	S1 Tm	S2 Tm	S3 Tm
5	9:35:29.987	**58.665**		**24.058**	**17.401**	**17.206**

(470) Trystan Buchter

Lap	Time of Day	Lap Tm	Diff	S1 Tm	S2 Tm	S3 Tm
1	9:31:31.165	**1:06.124**	+7.371	28.357	19.254	18.513
2	9:32:29.918	**58.753**		**24.395**	**17.232**	**17.126**

(411) Matti Aernouts

Lap	Time of Day	Lap Tm	Diff	S1 Tm	S2 Tm	S3 Tm
1	9:31:33.736	**1:08.324**	+9.251	30.202	19.728	18.394
2	9:32:32.809	**59.073**		**23.720**	**17.805**	**17.548**
3	9:33:49.966	**1:17.157**	+18.084	37.674	20.923	18.560
4	9:34:54.318	**1:04.352**	+5.279	26.206	19.660	18.486
5	9:35:55.867	**1:01.549**	+2.476	25.108	18.624	17.817

(413) Noah Nollet

Lap	Time of Day	Lap Tm	Diff	S1 Tm	S2 Tm	S3 Tm
1	9:31:31.104	**1:09.117**	+8.608	30.030	19.468	19.619
2	9:32:31.733	**1:00.629**	+0.120	25.039	**17.896**	**17.694**
3	9:33:53.001	**1:21.268**	+20.759	44.113	19.131	18.024
4	9:34:55.422	**1:02.421**	+1.912	25.784	18.719	17.918
5	9:35:55.931	**1:00.509**		**24.615**	18.199	17.695

(499) Siebe Eggerickx

Lap	Time of Day	Lap Tm	Diff	S1 Tm	S2 Tm	S3 Tm
1	9:31:39.432	**1:11.971**	+11.332	32.498	21.071	18.402
2	9:32:48.083	**1:08.651**	+8.012	31.878	18.853	17.920
3	9:33:53.321	**1:05.238**	+4.599	27.993	19.582	17.663
4	9:34:55.542	**1:02.221**	+1.582	25.666	18.696	17.859
5	9:35:56.181	**1:00.639**		**25.228**	**17.945**	**17.466**

(485) Nikolas Hoppe

Lap	Time of Day	Lap Tm	Diff	S1 Tm	S2 Tm	S3 Tm
1	9:31:32.254	**1:10.503**	+9.773	30.506	20.005	19.992
2	9:32:32.984	**1:00.730**		**24.419**	18.293	18.018
3	9:33:50.284	**1:17.300**	+16.570	40.756	18.450	18.094
4	9:34:52.471	**1:02.187**	+1.457	25.621	18.798	17.768
5	9:35:53.229	**1:00.758**	+0.028	24.898	**18.292**	**17.568**

(497) Tille Rauwoens

Lap	Time of Day	Lap Tm	Diff	S1 Tm	S2 Tm	S3 Tm
1	9:31:26.843	**1:10.807**	+9.940	30.150	20.798	19.859
2	9:32:28.965	**1:02.122**	+1.255	25.361	18.325	18.436
3	9:33:31.469	**1:02.504**	+1.637	25.933	18.383	18.188
4	9:34:33.902	**1:02.433**	+1.566	25.501	18.738	18.194
5	9:35:34.769	**1:00.867**		**24.621**	**18.179**	**18.067**

GK4 Kart Series Round 7

X30 Senior Nationaal — **Genk 1,360 Km**

Qualifying — **14.11.2026 10:45**

Qualifying (8:00 Time) started at 10:44:57

Pos	No.	Name	NAT	Raceteam	Laps	Best Tm	Diff	Gap	In Lap	km/h
1	**430**	Mattiz Blanckaert	BEL	MRK	**8**	**54.967**			6	89,072
2	**455**	Mauro Vertriest	BEL	GEAR Racing	**9**	**55.055**	**0.088**	0.088	5	88,929
3	**444**	Benjamin Foucart	BEL	SRS Racing	**9**	**55.116**	**0.149**	0.061	9	88,831
4	**417**	Luka Bouwland	FIN	DFK	**8**	**55.164**	**0.197**	0.048	8	88,754
5	**472**	Rio Brusselmans	BEL	GEAR Racing	**8**	**55.216**	**0.249**	0.052	6	88,670
6	**481**	Finn Aalbers	NLD	Privateer	**8**	**55.294**	**0.327**	0.078	5	88,545
7	**428**	Cas Hoevelinck	BEL	TD Racing	**7**	**55.330**	**0.363**	0.036	7	88,487
8	**451**	Kobe Keirsebilck	BEL	GEAR Racing	**8**	**55.341**	**0.374**	0.011	5	88,470
9	**433**	Corentin Pereaux	BEL	MRK	**8**	**55.366**	**0.399**	0.025	6	88,430
10	**419**	Kelyan Vion	BEL	Eurokarting	**8**	**55.379**	**0.412**	0.013	6	88,409
11	**421**	Loïc Constant	BEL	Eurokarting	**8**	**55.384**	**0.417**	0.005	6	88,401
12	**425**	Jasper Konings	NLD	DFK	**8**	**55.482**	**0.515**	0.098	6	88,245
13	**426**	Luka Smets	BEL	MKR Performance	**9**	**55.484**	**0.517**	0.002	7	88,242
14	**418**	Caira Livio	BEL	VDK Racing	**5**	**55.506**	**0.539**	0.022	5	88,207
15	**424**	Livia Samson	NLD	TD Racing	**8**	**55.514**	**0.547**	0.008	5	88,194
16	**427**	Wesley Gielen	BEL	TD Racing	**8**	**55.522**	**0.555**	0.008	4	88,181
17	**496**	Sven Jansen	NLD	DFK	**8**	**55.525**	**0.558**	0.003	7	88,176
18	**411**	Matti Aernouts	BEL	DFK	**8**	**55.648**	**0.681**	0.123	8	87,982
19	**412**	Plamen Georgiev	BEL	MCK Racing	**9**	**55.743**	**0.776**	0.095	6	87,832
20	**431**	Sasha Duquet	BEL	SRS	**8**	**55.782**	**0.815**	0.039	6	87,770
21	**470**	Trystan Buchter	BEL	AP Motorport	**8**	**55.788**	**0.821**	0.006	8	87,761
22	**499**	Siebe Eggerickx	BEL	MRK	**8**	**55.802**	**0.835**	0.014	5	87,739
23	**485**	Nikolas Hoppe	DEU	CV Performance Grou	**8**	**55.944**	**0.977**	0.142	6	87,516
24	**404**	Thibeau Wolfaert	BEL	DFK	**8**	**55.958**	**0.991**	0.014	8	87,494
25	**413**	Noah Nollet	BEL	GEAR Racing	**8**	**56.094**	**1.127**	0.136	6	87,282
26	**497**	Tille Rauwoens	BEL	MCK Racing	**8**	**56.355**	**1.388**	0.261	6	86,878

Announcements

These results are provisional until the conclusion of any judicial and technical matters!
#499 Deleted fastest laptime / Breaking parc fermé

Timekeeping G. Kristensen: Clerk of the course J. Van Walsum:

Chief Scrutineer Fons van Dun:

Printed: 14.11.2026 11:28:29 posted at: h

GK4 Kart Series Round 7

X30 Senior Nationaal

Genk 1,360 Km

Qualifying

14.11.2026 10:45

Qualifying (8:00 Time) started at 10:44:57

(430) Mattiz Blanckaert

Lap	Time of Day	Lap Tm	Diff	S1 Tm	S2 Tm	S3 Tm
1	10:46:28.331	**1:06.688**	+11.721	28.565	20.046	18.077
2	10:47:27.195	**58.864**	+3.897	24.950	17.047	16.867
3	10:48:23.043	**55.848**	+0.881	22.699	16.513	16.636
4	10:49:18.479	**55.436**	+0.469	22.300	16.387	16.749
5	10:50:13.704	**55.225**	+0.258	22.166	16.410	16.649
6	10:51:08.671	**54.967**		**22.003**	16.386	**16.578**
7	10:52:03.668	**54.997**	+0.030	22.003	16.359	16.635
8	10:52:58.723	**55.055**	+0.088	22.112	**16.335**	16.608

(455) Mauro Vertriest

Lap	Time of Day	Lap Tm	Diff	S1 Tm	S2 Tm	S3 Tm
1	10:46:23.819	**1:04.596**	+9.541	28.637	18.152	17.807
2	10:47:21.094	**57.275**	+2.220	23.649	16.827	16.799
3	10:48:16.773	**55.679**	+0.624	22.464	16.515	16.700
4	10:49:12.070	**55.297**	+0.242	22.252	16.391	16.654
5	10:50:07.125	**55.055**		**22.115**	16.326	**16.614**
6	10:51:02.200	**55.075**	+0.020	22.115	16.312	16.648
7	10:51:57.279	**55.079**	+0.024	22.138	**16.289**	16.652
8	10:52:52.369	**55.090**	+0.035	22.136	16.316	16.638
9	10:53:47.543	**55.174**	+0.119	22.132	16.350	16.692

(444) Benjamin Foucart

Lap	Time of Day	Lap Tm	Diff	S1 Tm	S2 Tm	S3 Tm
1	10:46:24.096	**1:04.592**	+9.476	28.608	18.387	17.597
2	10:47:21.613	**57.517**	+2.401	23.672	16.950	16.895
3	10:48:17.393	**55.780**	+0.664	22.419	16.637	16.724
4	10:49:12.684	**55.291**	+0.175	22.216	16.414	16.661
5	10:50:07.830	**55.146**	+0.030	22.147	**16.307**	16.692
6	10:51:02.954	**55.124**	+0.008	**22.078**	16.366	16.680
7	10:51:58.106	**55.152**	+0.036	22.143	16.345	16.664
8	10:52:53.228	**55.122**	+0.006	22.126	16.340	16.656
9	10:53:48.344	**55.116**		22.146	16.324	**16.646**

(417) Luka Bouwland

Lap	Time of Day	Lap Tm	Diff	S1 Tm	S2 Tm	S3 Tm
1	10:46:30.844	**1:08.781**	+13.617	29.804	19.661	19.316
2	10:47:28.500	**57.656**	+2.492	23.694	16.960	17.002
3	10:48:24.639	**56.139**	+0.975	22.569	16.681	16.889
4	10:49:19.944	**55.305**	+0.141	22.183	16.457	16.665
5	10:50:15.251	**55.307**	+0.143	22.206	**16.445**	16.656
6	10:51:11.351	**56.100**	+0.936	22.645	16.686	16.769
7	10:52:06.855	**55.504**	+0.340	22.312	16.536	16.656
8	10:53:02.019	**55.164**		**22.073**	16.445	**16.646**

(472) Rio Brusselmans

Lap	Time of Day	Lap Tm	Diff	S1 Tm	S2 Tm	S3 Tm
1	10:46:42.269	**1:06.537**	+11.321	29.797	18.907	17.833
2	10:47:39.440	**57.171**	+1.955	23.061	17.145	16.965
3	10:48:35.469	**56.029**	+0.813	22.508	16.719	16.802
4	10:49:31.284	**55.815**	+0.599	22.279	16.836	16.700
5	10:50:26.823	**55.539**	+0.323	22.241	16.541	16.757
6	10:51:22.039	**55.216**		**22.139**	**16.489**	**16.588**
7	10:52:18.161	**56.122**	+0.906	22.302	17.022	16.798
8	10:53:14.396	**56.235**	+1.019	22.370	17.124	16.741

(481) Finn Aalbers

Lap	Time of Day	Lap Tm	Diff	S1 Tm	S2 Tm	S3 Tm
1	10:46:31.021	**1:08.490**	+13.196	29.662	19.709	19.119
2	10:47:29.095	**58.074**	+2.780	23.789	17.196	17.089
3	10:48:25.157	**56.062**	+0.768	22.439	16.824	16.799
4	10:49:21.307	**56.150**	+0.856	22.614	16.850	16.686
5	10:50:16.601	**55.294**		22.204	**16.483**	**16.607**
6	10:51:12.081	**55.480**	+0.186	22.290	16.501	16.689
7	10:52:07.639	**55.558**	+0.264	22.270	16.635	16.653
8	10:53:02.973	**55.334**	+0.040	**22.192**	16.506	16.636

(428) Cas Hoevelinck

Lap	Time of Day	Lap Tm	Diff	S1 Tm	S2 Tm	S3 Tm
1	10:46:35.403	**1:05.842**	+10.512	29.594	18.668	17.580
2	10:47:34.607	**59.204**	+3.874	24.982	17.283	16.939
3	10:48:30.824	**56.217**	+0.887	22.598	16.810	16.809
4	10:49:26.439	**55.615**	+0.285	22.375	16.524	16.716
5	10:50:22.036	**55.597**	+0.267	22.287	16.515	16.795
6	10:51:17.372	**55.336**	+0.006	22.213	**16.415**	16.708
7	10:52:12.702	**55.330**		**22.159**	16.478	**16.693**

(451) Kobe Keirsebilck

Lap	Time of Day	Lap Tm	Diff	S1 Tm	S2 Tm	S3 Tm
1	10:46:41.643	**1:07.456**	+12.115	30.701	18.925	17.830
2	10:47:38.211	**56.568**	+1.227	23.026	16.769	16.773
3	10:48:33.769	**55.558**	+0.217	22.386	16.545	**16.627**
4	10:49:29.465	**55.696**	+0.355	22.461	16.534	16.701
5	10:50:24.806	**55.341**		22.196	16.474	16.671
6	10:51:20.153	**55.347**	+0.006	**22.170**	16.506	16.671
7	10:52:15.554	**55.401**	+0.060	22.261	**16.452**	16.688
8	10:53:10.966	**55.412**	+0.071	22.191	16.524	16.697

(433) Corentin Pereaux

Lap	Time of Day	Lap Tm	Diff	S1 Tm	S2 Tm	S3 Tm
1	10:46:26.681	**1:08.185**	+12.819	30.853	19.112	18.220
2	10:47:23.859	**57.178**	+1.812	23.434	16.797	16.947
3	10:48:19.747	**55.888**	+0.522	22.497	16.735	**16.656**
4	10:49:16.014	**56.267**	+0.901	22.573	16.924	16.770
5	10:50:11.805	**55.791**	+0.425	22.389	16.639	16.763
6	10:51:07.171	**55.366**		**22.200**	**16.392**	16.774
7	10:52:02.669	**55.498**	+0.132	22.266	16.490	16.742
8	10:52:58.213	**55.544**	+0.178	22.258	16.579	16.707

(419) Kelyan Vion

Lap	Time of Day	Lap Tm	Diff	S1 Tm	S2 Tm	S3 Tm
1	10:46:32.562	**1:06.000**	+10.621	29.407	18.789	17.804
2	10:47:29.827	**57.265**	+1.886	23.263	17.095	16.907
3	10:48:25.912	**56.085**	+0.706	22.559	16.786	16.740
4	10:49:21.916	**56.004**	+0.625	22.421	16.826	16.757
5	10:50:17.380	**55.464**	+0.085	22.208	16.598	**16.658**
6	10:51:12.759	**55.379**		**22.183**	16.522	16.674
7	10:52:08.222	**55.463**	+0.084	22.259	**16.509**	16.695
8	10:53:03.974	**55.752**	+0.373	22.365	16.623	16.764

(421) Loïc Constant

Lap	Time of Day	Lap Tm	Diff	S1 Tm	S2 Tm	S3 Tm
1	10:46:30.474	**1:04.156**	+8.772	27.910	18.128	18.118
2	10:47:28.340	**57.866**	+2.482	23.789	17.033	17.044
3	10:48:24.973	**56.633**	+1.249	23.051	16.801	16.781
4	10:49:20.846	**55.873**	+0.489	22.581	16.616	16.676
5	10:50:16.529	**55.683**	+0.299	22.329	16.543	16.811
6	10:51:11.913	**55.384**		**22.190**	16.539	**16.655**
7	10:52:07.330	**55.417**	+0.033	22.268	16.464	16.685
8	10:53:02.745	**55.415**	+0.031	22.285	**16.444**	16.686

(425) Jasper Konings

Lap	Time of Day	Lap Tm	Diff	S1 Tm	S2 Tm	S3 Tm
1	10:46:27.448	**1:09.172**	+13.690	31.022	19.830	18.320
2	10:47:25.697	**58.249**	+2.767	23.873	17.297	17.079
3	10:48:22.006	**56.309**	+0.827	22.602	16.790	16.917
4	10:49:18.178	**56.172**	+0.690	22.501	16.652	17.019
5	10:50:14.110	**55.932**	+0.450	22.537	16.630	16.765
6	10:51:09.592	**55.482**		**22.229**	16.509	16.744
7	10:52:05.149	**55.557**	+0.075	22.289	**16.502**	16.766
8	10:53:00.767	**55.618**	+0.136	22.326	16.587	**16.705**

(426) Luka Smets

Lap	Time of Day	Lap Tm	Diff	S1 Tm	S2 Tm	S3 Tm
1	10:46:25.543	**1:05.433**	+9.949	28.623	19.117	17.693
2	10:47:22.949	**57.406**	+1.922	23.113	17.266	17.027
3	10:48:18.618	**55.669**	+0.185	22.451	16.522	**16.696**
4	10:49:14.272	**55.654**	+0.170	22.495	16.453	16.706
5	10:50:10.070	**55.798**	+0.314	**22.283**	16.721	16.794
6	10:51:05.634	**55.564**	+0.080	22.311	16.449	16.804
7	10:52:01.118	**55.484**		22.333	**16.403**	16.748
8	10:52:56.890	**55.772**	+0.288	22.442	16.490	16.840
9	10:53:52.692	**55.802**	+0.318	22.435	16.507	16.860

GK4 Kart Series Round 7

X30 Senior Nationaal

Genk 1,360 Km

Qualifying

14.11.2026 10:45

Qualifying (8:00 Time) started at 10:44:57

(418) Caira Livio

Lap	Time of Day	Lap Tm	Diff	S1 Tm	S2 Tm	S3 Tm
1	10:46:35.843	**1:06.336**	+10.830	30.111	18.465	17.760
2	10:47:32.672	**56.829**	+1.323	22.945	16.924	16.960
3	10:48:28.648	**55.976**	+0.470	22.423	16.747	16.806
4	10:49:24.186	**55.538**	+0.032	22.228	16.569	**16.741**
5	10:50:19.692	**55.506**		22.277	**16.488**	16.741

(424) Livia Samson

Lap	Time of Day	Lap Tm	Diff	S1 Tm	S2 Tm	S3 Tm
1	10:46:41.956	**1:09.283**	+13.769	32.004	19.364	17.915
2	10:47:39.106	**57.150**	+1.636	23.298	16.898	16.954
3	10:48:35.210	**56.104**	+0.590	22.532	16.705	16.867
4	10:49:30.778	**55.568**	+0.054	22.300	16.500	16.768
5	10:50:26.292	**55.514**		22.290	**16.495**	16.729
6	10:51:21.835	**55.543**	+0.029	**22.172**	16.581	16.790
7	10:52:17.532	**55.697**	+0.183	22.355	16.649	**16.693**
8	10:53:13.932	**56.400**	+0.886	22.443	17.016	16.941

(427) Wesley Gielen

Lap	Time of Day	Lap Tm	Diff	S1 Tm	S2 Tm	S3 Tm
1	10:46:47.001	**1:15.720**	+20.198	37.580	19.817	18.323
2	10:47:44.954	**57.953**	+2.431	23.808	16.987	17.158
3	10:48:41.226	**56.272**	+0.750	22.725	16.742	16.805
4	10:49:36.748	**55.522**		22.349	**16.442**	**16.731**
5	10:50:32.449	**55.701**	+0.179	22.386	16.458	16.857
6	10:51:28.405	**55.956**	+0.434	22.460	16.638	16.858
7	10:52:24.290	**55.885**	+0.363	**22.334**	16.477	17.074
8	10:53:20.334	**56.044**	+0.522	22.617	16.648	16.779

(496) Sven Jansen

Lap	Time of Day	Lap Tm	Diff	S1 Tm	S2 Tm	S3 Tm
1	10:46:24.271	**1:06.908**	+11.383	29.459	19.001	18.448
2	10:47:23.016	**58.745**	+3.220	24.232	17.340	17.173
3	10:48:19.578	**56.562**	+1.037	22.823	16.897	16.842
4	10:49:16.751	**57.173**	+1.648	22.684	17.628	16.861
5	10:50:12.409	**55.658**	+0.133	22.366	16.546	**16.746**
6	10:51:08.099	**55.690**	+0.165	22.303	16.487	16.900
7	10:52:03.624	**55.525**		**22.298**	**16.386**	16.841
8	10:52:59.466	**55.842**	+0.317	22.510	16.527	16.805

(411) Matti Aernouts

Lap	Time of Day	Lap Tm	Diff	S1 Tm	S2 Tm	S3 Tm
1	10:46:32.731	**1:08.692**	+13.044	30.289	19.773	18.630
2	10:47:31.025	**58.294**	+2.646	23.747	17.382	17.165
3	10:48:27.837	**56.812**	+1.164	22.764	16.965	17.083
4	10:49:23.962	**56.125**	+0.477	22.519	16.703	16.903
5	10:50:20.370	**56.408**	+0.760	22.624	17.022	16.762
6	10:51:16.297	**55.927**	+0.279	22.394	**16.615**	16.918
7	10:52:11.987	**55.690**	+0.042	**22.184**	16.688	16.818
8	10:53:07.635	**55.648**		22.283	16.650	**16.715**

(412) Plamen Georgiev

Lap	Time of Day	Lap Tm	Diff	S1 Tm	S2 Tm	S3 Tm
1	10:46:15.674	**1:04.846**	+9.103	28.441	18.678	17.727
2	10:47:13.838	**58.164**	+2.421	23.767	17.220	17.177
3	10:48:10.661	**56.823**	+1.080	23.015	16.920	16.888
4	10:49:06.813	**56.152**	+0.409	22.653	16.585	16.914
5	10:50:02.688	**55.875**	+0.132	22.490	**16.502**	16.883
6	10:50:58.431	**55.743**		**22.348**	16.586	**16.809**
7	10:51:54.196	**55.765**	+0.022	22.404	16.509	16.852
8	10:52:49.981	**55.785**	+0.042	22.366	16.553	16.866
9	10:53:45.807	**55.826**	+0.083	22.400	16.593	16.833

(431) Sasha Duquet

Lap	Time of Day	Lap Tm	Diff	S1 Tm	S2 Tm	S3 Tm
1	10:46:22.232	**1:07.387**	+11.605	29.705	19.383	18.299
2	10:47:20.738	**58.506**	+2.724	24.086	17.295	17.125
3	10:48:17.986	**57.248**	+1.466	22.946	17.145	17.157
4	10:49:13.962	**55.976**	+0.194	22.401	16.642	16.933
5	10:50:10.553	**56.591**	+0.809	22.380	17.297	16.914
6	10:51:06.335	**55.782**		22.358	16.560	**16.864**
7	10:52:02.252	**55.917**	+0.135	**22.313**	16.678	16.926
8	10:52:58.045	**55.793**	+0.011	22.363	**16.558**	16.872

(470) Trystan Buchter

Lap	Time of Day	Lap Tm	Diff	S1 Tm	S2 Tm	S3 Tm
1	10:46:26.889	**1:05.987**	+10.199	28.601	19.373	18.013
2	10:47:24.250	**57.361**	+1.573	23.461	17.014	16.886
3	10:48:20.123	**55.873**	+0.085	22.495	16.549	16.829
4	10:49:18.468	**58.345**	+2.557	**22.373**	18.517	17.455
5	10:50:15.213	**56.745**	+0.957	22.888	16.824	17.033
6	10:51:11.673	**56.460**	+0.672	22.927	16.752	**16.781**
7	10:52:07.992	**56.319**	+0.531	22.640	16.894	16.785
8	10:53:03.780	**55.788**		22.459	**16.528**	16.801

(499) Siebe Eggerickx

Lap	Time of Day	Lap Tm	Diff	S1 Tm	S2 Tm	S3 Tm
1	10:46:38.853	**1:12.553**	+16.751	34.468	19.915	18.170
2	10:47:37.212	**58.359**	+2.557	23.693	17.487	17.179
3	10:48:33.528	**56.316**	+0.514	22.711	16.780	16.825
4	10:49:29.968	**56.440**	+0.638	22.783	16.764	16.893
5	10:50:25.770	**55.802**		22.304	16.698	16.800
6	10:51:21.442	**55.672**	-0.130	**22.289**	**16.584**	**16.799**
7	10:52:17.301	**55.859**	+0.057	22.367	16.636	16.856
8	10:53:14.711	**57.410**	+1.608	22.495	17.993	16.922

(485) Nikolas Hoppe

Lap	Time of Day	Lap Tm	Diff	S1 Tm	S2 Tm	S3 Tm
1	10:46:58.892	**1:16.530**	+20.586	35.755	21.186	19.589
2	10:47:57.161	**58.269**	+2.325	23.772	17.352	17.145
3	10:48:53.951	**56.790**	+0.846	22.860	16.907	17.023
4	10:49:50.220	**56.269**	+0.325	22.667	16.722	16.880
5	10:50:46.296	**56.076**	+0.132	22.498	16.678	16.900
6	10:51:42.240	**55.944**		**22.418**	**16.645**	16.881
7	10:52:38.339	**56.099**	+0.155	22.456	16.796	**16.847**
8	10:53:34.431	**56.092**	+0.148	22.513	16.700	16.879

(404) Thibeau Wolfaert

Lap	Time of Day	Lap Tm	Diff	S1 Tm	S2 Tm	S3 Tm
1	10:46:26.772	**1:08.725**	+12.767	30.371	19.879	18.475
2	10:47:26.936	**1:00.164**	+4.206	24.656	18.029	17.479
3	10:48:24.753	**57.817**	+1.859	23.441	17.267	17.109
4	10:49:22.579	**57.826**	+1.868	22.885	17.558	17.383
5	10:50:18.877	**56.298**	+0.340	22.577	16.759	16.962
6	10:51:15.106	**56.229**	+0.271	22.570	**16.739**	16.920
7	10:52:11.144	**56.038**	+0.080	**22.410**	16.802	16.826
8	10:53:07.102	**55.958**		22.414	16.741	**16.803**

(413) Noah Nollet

Lap	Time of Day	Lap Tm	Diff	S1 Tm	S2 Tm	S3 Tm
1	10:46:44.414	**1:09.368**	+13.274	31.445	19.731	18.192
2	10:47:42.833	**58.419**	+2.325	23.849	17.278	17.292
3	10:48:39.479	**56.646**	+0.552	22.871	16.865	**16.910**
4	10:49:36.059	**56.580**	+0.486	22.650	16.906	17.024
5	10:50:32.228	**56.169**	+0.075	22.532	16.702	16.935
6	10:51:28.322	**56.094**		22.475	16.696	16.923
7	10:52:24.795	**56.473**	+0.379	22.730	**16.691**	17.052
8	10:53:20.954	**56.159**	+0.065	**22.429**	16.764	16.966

(497) Tille Rauwoens

Lap	Time of Day	Lap Tm	Diff	S1 Tm	S2 Tm	S3 Tm
1	10:46:49.194	**1:07.723**	+11.368	30.321	19.263	18.139
2	10:47:47.538	**58.344**	+1.989	23.881	17.227	17.236
3	10:48:44.318	**56.780**	+0.425	22.932	16.802	17.046
4	10:49:40.803	**56.485**	+0.130	22.756	16.702	17.027
5	10:50:37.376	**56.573**	+0.218	22.701	16.790	17.082
6	10:51:33.731	**56.355**		**22.650**	**16.687**	**17.018**
7	10:52:30.293	**56.562**	+0.207	22.676	16.773	17.113
8	10:53:26.994	**56.701**	+0.346	22.827	16.771	17.103

GK4 Kart Series Round 7

X30 Senior Nationaal — **Genk 1,360 Km**

Heat 1 — **14.11.2026 12:30**

Race (8:00 and 2 Laps)

13	413		497	
		25		26
12	485		404	
		23		24
11	470		499	
		21		22
10	412		431	
		19		20
9	496		411	
		17		18
8	424		427	
		15		16
7	426		418	
		13		14
6	421		425	
		11		12
5	433		419	
		9		10
4	428		451	
		7		8
3	472		481	
		5		6
2	444		417	
		3		4
1	430		455	
		1		2

POLE POSITION

Timekeeping G. Kristensen:

Clerk of the course J. Van Walsum:

Chief Scrutineer Fons van Dun:

Printed: 14.11.2026 11:29:10

posted at: h

GK4 Kart Series Round 7

X30 Senior Nationaal — Genk 1,360 Km

Heat 1 — 14.11.2026 12:30

Race (8:00 and 2 Laps) started at 12:32:51

Pos	No.	Name	NAT	Chassis	Raceteam	Laps	Total Tm	Diff	Best Tm	Points	Penalty
1	430	**Mattiz Blanckaert**	BEL		MRK	11	10:17.810		55.748	0	
2	417	**Luka Bouwland**	FIN		DFK	11	10:24.627	6.817	55.542	2	
3	433	**Corentin Pereaux**	BEL		MRK	11	10:29.480	11.670	56.077	3	
4	425	**Jasper Konings**	NLD		DFK	11	10:29.579	11.769	56.029	4	
5	444	**Benjamin Foucart**	BEL		SRS Racing	11	10:30.318	12.508	55.924	5	
6	419	**Kelyan Vion**	BEL		Eurokarting	11	10:31.697	13.887	56.075	6	
7	455	**Mauro Vertriest**	BEL		GEAR Racing	11	10:31.994	14.184	56.116	7	
8	412	**Plamen Georgiev**	BEL		MCK Racing	11	10:33.349	15.539	56.077	8	
9	426	**Luka Smets**	BEL		MKR Performanc	11	10:33.417	15.607	56.133	9	
10	428	**Cas Hoevelinck**	BEL		TD Racing	11	10:33.500	15.690	56.105	10	
11	470	**Trystan Buchter**	BEL		AP Motorport	11	10:35.157	17.347	56.494	11	3 sec
12	411	**Matti Aernouts**	BEL		DFK	11	10:35.398	17.588	55.962	12	3 sec
13	424	**Livia Samson**	NLD		TD Racing	11	10:36.276	18.466	55.850	13	3 sec
14	421	**Loïc Constant**	BEL		Eurokarting	11	10:36.904	19.094	55.945	14	5 sec
15	496	**Sven Jansen**	NLD		DFK	11	10:37.028	19.218	55.848	15	3 sec
16	427	**Wesley Gielen**	BEL		TD Racing	11	10:37.259	19.449	56.122	16	
17	451	**Kobe Keirsebilck**	BEL		GEAR Racing	11	10:37.349	19.539	55.681	17	3 sec
18	499	**Siebe Eggerickx**	BEL		MRK	11	10:38.812	21.002	56.139	18	3 sec
19	472	**Rio Brusselmans**	BEL		GEAR Racing	11	10:40.461	22.651	55.806	19	5 sec
20	413	**Noah Nollet**	BEL		GEAR Racing	11	10:41.038	23.228	56.490	20	3 sec
21	481	**Finn Aalbers**	NLD		Privateer	11	10:41.177	23.367	55.697	21	10 sec
22	497	**Tille Rauwoens**	BEL		MCK Racing	11	10:43.031	25.221	57.051	22	
23	418	**Caira Livio**	BEL		VDK Racing	11	10:43.367	25.557	55.875	23	13 sec
24	485	**Nikolas Hoppe**	DEU		CV Performance (	11	10:44.764	26.954	56.287	24	
25	431	**Sasha Duquet**	BEL		SRS	11	10:51.005	33.195	58.031	25	
26	404	**Thibeau Wolfaert**	BEL		DFK	11	10:37.021	19.211	56.085	26	3 sec

Announcements

These results are provisional until the conclusion of any judicial and technical matters!
#418 Warning
#485 Warning
#481 Time penalty 10 sec. / Causing a collision
#418 Time penalty 10 sec. / Causing a collision
#472 Time penalty 5 sec. / Pushing
#421 Time penalty 5 sec. / Causing a collision

Margin of Victory	km/h	Best Lap Tm	km/h	Best Lap by
6.817	87,172	55.542	88,150	417 - Luka Bouwland

GK4 Kart Series Round 7

X30 Senior Nationaal — Genk 1,360 Km

Heat 1 — 14.11.2026 12:30

Race (8:00 and 2 Laps) started at 12:32:51

Pos	No.	Name	NAT	Chassis	Raceteam	Laps	Total Tm	Diff	Best Tm	Points	Penalty
1	430	**Mattiz Blanckaert**	BEL		MRK	11	10:17.810		55.748	0	
2	417	**Luka Bouwland**	FIN		DFK	11	10:24.627	6.817	55.542	2	
3	433	**Corentin Pereaux**	BEL		MRK	11	10:29.480	11.670	56.077	3	
4	425	**Jasper Konings**	NLD		DFK	11	10:29.579	11.769	56.029	4	
5	444	**Benjamin Foucart**	BEL		SRS Racing	11	10:30.318	12.508	55.924	5	
6	419	**Kelyan Vion**	BEL		Eurokarting	11	10:31.697	13.887	56.075	6	
7	455	**Mauro Vertriest**	BEL		GEAR Racing	11	10:31.994	14.184	56.116	7	
8	412	**Plamen Georgiev**	BEL		MCK Racing	11	10:33.349	15.539	56.077	8	
9	426	**Luka Smets**	BEL		MKR Performanc	11	10:33.417	15.607	56.133	9	
10	428	**Cas Hoevelinck**	BEL		TD Racing	11	10:33.500	15.690	56.105	10	
11	470	**Trystan Buchter**	BEL		AP Motorport	11	10:35.157	17.347	56.494	11	3 sec
12	411	**Matti Aernouts**	BEL		DFK	11	10:35.398	17.588	55.962	12	3 sec
13	424	**Livia Samson**	NLD		TD Racing	11	10:36.276	18.466	55.850	13	3 sec
14	421	**Loïc Constant**	BEL		Eurokarting	11	10:36.904	19.094	55.945	14	5 sec
15	496	**Sven Jansen**	NLD		DFK	11	10:37.028	19.218	55.848	15	3 sec
16	427	**Wesley Gielen**	BEL		TD Racing	11	10:37.259	19.449	56.122	16	
17	451	**Kobe Keirsebilck**	BEL		GEAR Racing	11	10:37.349	19.539	55.681	17	3 sec
18	499	**Siebe Eggerickx**	BEL		MRK	11	10:38.812	21.002	56.139	18	3 sec
19	472	**Rio Brusselmans**	BEL		GEAR Racing	11	10:40.461	22.651	55.806	19	5 sec
20	413	**Noah Nollet**	BEL		GEAR Racing	11	10:41.038	23.228	56.490	20	3 sec
21	481	**Finn Aalbers**	NLD		Privateer	11	10:41.177	23.367	55.697	21	10 sec
22	497	**Tille Rauwoens**	BEL		MCK Racing	11	10:43.031	25.221	57.051	22	
23	418	**Caira Livio**	BEL		VDK Racing	11	10:43.367	25.557	55.875	23	13 sec
24	485	**Nikolas Hoppe**	DEU		CV Performance (	11	10:44.764	26.954	56.287	24	
25	431	**Sasha Duquet**	BEL		SRS	11	10:51.005	33.195	58.031	25	
26	404	**Thibeau Wolfaert**	BEL		DFK	11	10:37.021	19.211	56.085	26	3 sec

#404,411,413,418,424,451,470,496,499 time penalty 3 sec. (front fairing)
#404 Placed last / Underweight

Margin of Victory	km/h	Best Lap Tm	km/h	Best Lap by
6.817	87,172	55.542	88,150	417 - Luka Bouwland

Official Timekeeping camp-company.de — **Orbits**

Timekeeping G. Kristensen:

Clerk of the course J. Van Walsum:

Chief Scrutineer Fons van Dun:

Printed: 14.11.2026 13:09:37

posted at: h

GK4 Kart Series Round 7

X30 Senior Nationaal — Genk 1,360 Km

Heat 1 — 14.11.2026 12:30

Race (8:00 and 2 Laps) started at 12:32:51

(404) Thibeau Wolfaert

Lap	Time of Day	Lap Tm	Diff	S1 Tm	S2 Tm	S3 Tm
1	12:33:55.318	**1:02.246**	+6.161	26.268	18.449	17.529
2	12:34:53.492	**58.174**	+2.089	23.470	17.408	17.296
3	12:35:52.193	**58.701**	+2.616	23.648	17.571	17.482
4	12:36:49.823	**57.630**	+1.545	22.740	17.847	17.043
5	12:37:46.950	**57.127**	+1.042	23.032	17.098	16.997
6	12:38:43.357	**56.407**	+0.322	22.653	16.806	16.948
7	12:39:39.452	**56.095**	+0.010	22.472	16.758	**16.865**
8	12:40:35.537	**56.085**		**22.403**	**16.747**	16.935
9	12:41:32.312	**56.775**	+0.690	22.729	16.996	17.050
10	12:42:28.662	**56.350**	+0.265	22.560	16.888	16.902
11	12:43:25.154	**56.492**	+0.407	22.535	16.784	17.173

GK4 Kart Series Round 7

Lapchart

X30 Senior Nationaal

Genk 1,360 Km

Heat 1

14.11.2026 12:30

Race (8:00 and 2 Laps) started at 12:32:51

Competitors		Laps											
		0	1	2	3	4	5	6	7	8	9	10	11
Mattiz Blanckaert (430)	1	430	430	430	430	430	430	430	430	430	430	430	430
Mauro Vertriest (455)	2	455	455	455	455	455	455	455	455	417	417	417	417
Benjamin Foucart (444)	3	444	444	444	444	444	444	444	444	444	444	444	433
Luka Bouwland (417)	4	417	472	472	428	417	417	417	417	455	455	455	425
Rio Brusselmans (472)	5	472	481	481	417	428	421	421	421	421	421	419	444
Cas Hoevelinck (428)	6	428	428	428	421	421	428	428	428	433	419	433	418
Corentin Pereaux (433)	7	433	417	417	433	433	433	433	433	419	433	425	481
Finn Aalbers (481)	8	481	433	421	496	496	496	426	419	428	428	421	419
Loïc Constant (421)	9	421	421	433	419	419	426	496	426	426	425	428	421
Luka Smets (426)	10	426	426	496	426	426	419	419	496	496	418	418	455
Kobe Keirsebilck (451)	11	451	496	426	425	425	425	425	418	418	470	481	470
Livia Samson (424)	12	424	470	419	470	470	418	418	425	425	481	470	411
Sven Jansen (496)	13	496	419	470	418	418	470	470	470	470	424	424	424
Kelyan Vion (419)	14	419	425	425	412	412	424	481	481	481	411	411	412
Plamen Georgiev (412)	15	412	424	412	424	424	481	424	424	424	412	412	426
Jasper Konings (425)	16	425	412	424	404	481	412	412	412	412	426	426	428
Trystan Buchter (470)	17	470	499	418	499	404	411	411	411	411	404	404	404
Caira Livio (418)	18	418	404	404	481	411	404	404	404	404	496	496	496
Noah Nollet (413)	19	413	418	499	411	499	413	413	413	499	451	451	451
Wesley Gielen (427)	20	427	431	411	413	413	499	499	499	451	499	499	472
Matti Aernouts (411)	21	411	413	413	472	497	427	451	451	413	472	472	499
Sasha Duquet (431)	22	431	411	497	497	427	451	427	472	472	427	427	427
Siebe Eggerickx (499)	23	499	497	431	427	451	472	472	427	427	413	413	413
Thibeau Wolfaert (404)	24	404	427	427	451	472	497	497	497	497	497	497	497
Nikolas Hoppe (485)	25	485	451	451	431	431	431	431	431	485	485	485	485
Tille Rauwoens (497)	26	497	485	485	485	485	485	485	485	431	431	431	431

GK4 Kart Series Round 7

X30 Senior Nationaal — **Genk 1,360 Km**

Heat 2 — **14.11.2026 14:55**

Race (8:00 and 2 Laps)

13	431		404	
		25		26
12	418		485	
		23		24
11	481		497	
		21		22
10	472		413	
		19		20
9	451		499	
		17		18
8	496		427	
		15		16
7	424		421	
		13		14
6	470		411	
		11		12
5	426		428	
		9		10
4	455		412	
		7		8
3	444		419	
		5		6
2	433		425	
		3		4
1	430		417	
		1		2

POLE POSITION

GK4 Kart Series Round 7

X30 Senior Nationaal — **Genk 1,360 Km**

Heat 2 — **14.11.2026 14:55**

Race (8:00 and 2 Laps) started at 14:57:45

Pos	No.	Name	NAT	Chassis	Raceteam	Laps	Total Tm	Diff	Best Tm	Points	Penalty
1	430	**Mattiz Blanckaert**	BEL		MRK	11	10:20.618		55.847	0	
2	417	**Luka Bouwland**	FIN		DFK	11	10:21.335	0.717	55.688	2	
3	444	**Benjamin Foucart**	BEL		SRS Racing	11	10:21.827	1.209	55.803	3	
4	455	**Mauro Vertriest**	BEL		GEAR Racing	11	10:22.527	1.909	55.650	4	
5	433	**Corentin Pereaux**	BEL		MRK	11	10:23.229	2.611	56.136	5	
6	425	**Jasper Konings**	NLD		DFK	11	10:23.319	2.701	55.829	6	
7	451	**Kobe Keirsebilck**	BEL		GEAR Racing	11	10:23.403	2.785	55.663	7	
8	419	**Kelyan Vion**	BEL		Eurokarting	11	10:24.028	3.410	55.998	8	
9	421	**Loïc Constant**	BEL		Eurokarting	11	10:25.040	4.422	55.826	9	
10	481	**Finn Aalbers**	NLD		Privateer	11	10:27.707	7.089	55.845	10	3 sec
11	418	**Caira Livio**	BEL		VDK Racing	11	10:28.135	7.517	55.839	11	
12	470	**Trystan Buchter**	BEL		AP Motorport	11	10:28.398	7.780	56.261	12	
13	428	**Cas Hoevelinck**	BEL		TD Racing	11	10:28.580	7.962	56.011	13	
14	472	**Rio Brusselmans**	BEL		GEAR Racing	11	10:28.636	8.018	55.907	14	
15	426	**Luka Smets**	BEL		MKR Performanc	11	10:29.156	8.538	56.222	15	3 sec
16	424	**Livia Samson**	NLD		TD Racing	11	10:29.398	8.780	56.146	16	
17	496	**Sven Jansen**	NLD		DFK	11	10:29.471	8.853	55.985	17	3 sec
18	411	**Matti Aernouts**	BEL		DFK	11	10:29.784	9.166	55.929	18	
19	431	**Sasha Duquet**	BEL		SRS	11	10:31.783	11.165	56.171	19	
20	412	**Plamen Georgiev**	BEL		MCK Racing	11	10:40.016	19.398	56.304	20	
21	404	**Thibeau Wolfaert**	BEL		DFK	11	10:40.494	19.876	56.644	21	
22	485	**Nikolas Hoppe**	DEU		CV Performance (	11	10:40.610	19.992	56.282	22	
23	499	**Siebe Eggerickx**	BEL		MRK	11	10:43.001	22.383	56.259	23	
24	413	**Noah Nollet**	BEL		GEAR Racing	11	10:46.894	26.276	56.666	24	5 sec
25	427	**Wesley Gielen**	BEL		TD Racing	11	10:48.061	27.443	56.520	25	8 sec
26	497	**Tille Rauwoens**	BEL		MCK Racing	11	11:09.007	48.389	57.185	26	

Announcements

These results are provisional until the conclusion of any judicial and technical matters!
#427 Time penalty 5 sec. / Pushing
#413 Time penalty 5 sec. / Pushing
#426,427,481,496 time penalty 3 sec. (front fairing)

Margin of Victory	km/h	Best Lap Tm	km/h	Best Lap by
0.717	86,778	55.650	87,978	455 - Mauro Vertriest

Timekeeping G. Kristensen:

Clerk of the course J. Van Walsum:

Chief Scrutineer Fons van Dun:

Printed: 14.11.2026 15:40:23

posted at: h

GK4 Kart Series Round 7

X30 Senior Nationaal

Genk 1,360 Km

Heat 2

14.11.2026 14:55

Race (8:00 and 2 Laps) started at 14:57:45

(430) Mattiz Blanckaert

Lap	Time of Day	Lap Tm	Diff	S1 Tm	S2 Tm	S3 Tm
1	14:58:43.189	**58.043**	+2.196	23.863	17.014	17.166
2	14:59:39.855	**56.666**	+0.819	22.757	16.887	17.022
3	15:00:36.264	**56.409**	+0.562	22.674	16.779	16.956
4	15:01:32.476	**56.212**	+0.365	22.620	16.715	16.877
5	15:02:28.462	**55.986**	+0.139	22.487	**16.631**	16.868
6	15:03:24.975	**56.513**	+0.666	22.538	16.982	16.993
7	15:04:21.515	**56.540**	+0.693	22.957	16.808	**16.775**
8	15:05:17.757	**56.242**	+0.395	22.459	16.892	16.891
9	15:06:13.713	**55.956**	+0.109	**22.404**	16.633	16.919
10	15:07:09.917	**56.204**	+0.357	22.604	16.704	16.896
11	15:08:05.764	**55.847**		22.433	16.638	16.776

(417) Luka Bouwland

Lap	Time of Day	Lap Tm	Diff	S1 Tm	S2 Tm	S3 Tm
1	14:58:43.710	**58.542**	+2.854	24.196	17.239	17.107
2	14:59:40.427	**56.717**	+1.029	22.702	17.042	16.973
3	15:00:36.617	**56.190**	+0.502	22.565	16.787	16.838
4	15:01:32.785	**56.168**	+0.480	22.450	16.745	16.973
5	15:02:28.798	**56.013**	+0.325	22.460	16.746	16.807
6	15:03:25.034	**56.236**	+0.548	22.363	16.936	16.937
7	15:04:21.299	**56.265**	+0.577	22.742	16.648	16.875
8	15:05:18.029	**56.730**	+1.042	22.762	17.057	16.911
9	15:06:13.778	**55.749**	+0.061	22.366	16.632	**16.751**
10	15:07:10.793	**57.015**	+1.327	22.718	17.431	16.866
11	15:08:06.481	**55.688**		**22.335**	**16.582**	16.771

(444) Benjamin Foucart

Lap	Time of Day	Lap Tm	Diff	S1 Tm	S2 Tm	S3 Tm
1	14:58:44.804	**59.500**	+3.697	24.736	17.546	17.218
2	14:59:41.452	**56.648**	+0.845	22.942	16.847	16.859
3	15:00:37.842	**56.390**	+0.587	22.721	16.739	16.930
4	15:01:34.357	**56.515**	+0.712	22.867	16.817	16.831
5	15:02:30.407	**56.050**	+0.247	22.443	16.700	16.907
6	15:03:26.238	**55.831**	+0.028	**22.320**	16.662	16.849
7	15:04:22.228	**55.990**	+0.187	22.486	16.716	**16.788**
8	15:05:18.503	**56.275**	+0.472	22.362	16.844	17.069
9	15:06:14.306	**55.803**		22.423	**16.581**	16.799
10	15:07:11.129	**56.823**	+1.020	22.476	17.491	16.856
11	15:08:06.973	**55.844**	+0.041	22.414	16.586	16.844

(455) Mauro Vertriest

Lap	Time of Day	Lap Tm	Diff	S1 Tm	S2 Tm	S3 Tm
1	14:58:45.033	**59.643**	+3.993	24.825	17.560	17.258
2	14:59:41.599	**56.566**	+0.916	22.886	16.843	16.837
3	15:00:37.949	**56.350**	+0.700	22.820	16.652	16.878
4	15:01:34.011	**56.062**	+0.412	22.608	16.679	16.775
5	15:02:29.956	**55.945**	+0.295	22.419	16.699	16.827
6	15:03:25.922	**55.966**	+0.316	22.413	16.696	16.857
7	15:04:21.810	**55.888**	+0.238	22.458	16.625	16.805
8	15:05:18.375	**56.565**	+0.915	22.510	17.022	17.033
9	15:06:14.025	**55.650**		**22.346**	**16.604**	**16.700**
10	15:07:11.647	**57.622**	+1.972	22.537	17.972	17.113
11	15:08:07.673	**56.026**	+0.376	22.508	16.637	16.881

(433) Corentin Pereaux

Lap	Time of Day	Lap Tm	Diff	S1 Tm	S2 Tm	S3 Tm
1	14:58:43.868	**58.637**	+2.501	24.308	17.262	17.067
2	14:59:40.790	**56.922**	+0.786	22.908	17.018	16.996
3	15:00:37.274	**56.484**	+0.348	22.707	16.848	16.929
4	15:01:33.734	**56.460**	+0.324	22.630	16.834	16.996
5	15:02:30.198	**56.464**	+0.328	22.838	16.724	16.902
6	15:03:26.556	**56.358**	+0.222	22.610	16.800	16.948
7	15:04:22.692	**56.136**		**22.520**	16.739	**16.877**
8	15:05:18.970	**56.278**	+0.142	22.568	16.786	16.924
9	15:06:15.119	**56.149**	+0.013	22.544	**16.705**	16.900
10	15:07:11.850	**56.731**	+0.595	22.589	16.906	17.236
11	15:08:08.375	**56.525**	+0.389	22.657	16.862	17.006

(425) Jasper Konings

Lap	Time of Day	Lap Tm	Diff	S1 Tm	S2 Tm	S3 Tm
1	14:58:44.464	**59.204**	+3.375	24.590	17.483	17.131
2	14:59:41.236	**56.772**	+0.943	22.837	16.974	16.961
3	15:00:38.966	**57.730**	+1.901	23.605	16.963	17.162
4	15:01:35.438	**56.472**	+0.643	22.739	16.891	16.842
5	15:02:31.533	**56.095**	+0.266	22.498	16.803	16.794
6	15:03:27.649	**56.116**	+0.287	22.584	16.762	**16.770**
7	15:04:23.820	**56.171**	+0.342	22.485	16.864	16.822
8	15:05:20.340	**56.520**	+0.691	22.554	16.911	17.055
9	15:06:16.479	**56.139**	+0.310	22.433	16.852	16.854
10	15:07:12.308	**55.829**		22.388	**16.659**	16.782
11	15:08:08.465	**56.157**	+0.328	**22.344**	16.833	16.980

(451) Kobe Keirsebilck

Lap	Time of Day	Lap Tm	Diff	S1 Tm	S2 Tm	S3 Tm
1	14:58:46.388	**1:00.469**	+4.806	25.402	17.763	17.304
2	14:59:43.710	**57.322**	+1.659	23.004	17.113	17.205
3	15:00:40.064	**56.354**	+0.691	22.655	16.803	16.896
4	15:01:36.101	**56.037**	+0.374	22.489	16.773	16.775
5	15:02:32.555	**56.454**	+0.791	22.529	17.071	16.854
6	15:03:28.721	**56.166**	+0.503	22.693	16.713	16.760
7	15:04:24.384	**55.663**		22.248	**16.671**	16.744
8	15:05:20.540	**56.156**	+0.493	**22.246**	16.858	17.052
9	15:06:16.769	**56.229**	+0.566	22.752	16.684	16.793
10	15:07:12.637	**55.868**	+0.205	22.337	16.761	16.770
11	15:08:08.549	**55.912**	+0.249	22.401	16.792	**16.719**

(419) Kelyan Vion

Lap	Time of Day	Lap Tm	Diff	S1 Tm	S2 Tm	S3 Tm
1	14:58:45.215	**59.808**	+3.810	25.148	17.508	17.152
2	14:59:42.354	**57.139**	+1.141	23.006	17.075	17.058
3	15:00:38.901	**56.547**	+0.549	22.713	16.875	16.959
4	15:01:35.157	**56.256**	+0.258	22.571	16.797	16.888
5	15:02:31.366	**56.209**	+0.211	22.541	16.771	16.897
6	15:03:27.489	**56.123**	+0.125	**22.473**	16.805	16.845
7	15:04:23.586	**56.097**	+0.099	22.510	16.723	16.864
8	15:05:20.449	**56.863**	+0.865	22.656	16.886	17.321
9	15:06:17.128	**56.679**	+0.681	22.930	16.914	16.835
10	15:07:13.126	**55.998**		22.477	16.727	**16.794**
11	15:08:09.174	**56.048**	+0.050	22.477	**16.720**	16.851

(421) Loïc Constant

Lap	Time of Day	Lap Tm	Diff	S1 Tm	S2 Tm	S3 Tm
1	14:58:47.712	**1:01.920**	+6.094	26.491	17.864	17.565
2	14:59:44.946	**57.234**	+1.408	23.225	16.974	17.035
3	15:00:41.292	**56.346**	+0.520	22.719	16.759	16.868
4	15:01:37.511	**56.219**	+0.393	22.594	16.775	16.850
5	15:02:33.510	**55.999**	+0.173	22.508	16.662	16.829
6	15:03:30.127	**56.617**	+0.791	22.493	16.899	17.225
7	15:04:26.199	**56.072**	+0.246	22.593	16.680	16.799
8	15:05:22.414	**56.215**	+0.389	22.653	16.776	16.786
9	15:06:18.521	**56.107**	+0.281	22.429	16.622	17.056
10	15:07:14.360	**55.839**	+0.013	**22.416**	16.574	16.849
11	15:08:10.186	**55.826**		22.479	**16.570**	**16.777**

(481) Finn Aalbers

Lap	Time of Day	Lap Tm	Diff	S1 Tm	S2 Tm	S3 Tm
1	14:58:47.694	**1:01.569**	+5.724	26.026	17.755	17.788
2	14:59:44.620	**56.926**	+1.081	22.901	17.038	16.987
3	15:00:41.022	**56.402**	+0.557	22.659	16.814	16.929
4	15:01:37.133	**56.111**	+0.266	22.521	16.780	16.810
5	15:02:33.182	**56.049**	+0.204	22.471	16.728	16.850
6	15:03:29.666	**56.484**	+0.639	22.498	17.148	16.838
7	15:04:25.746	**56.080**	+0.235	22.500	16.718	16.862
8	15:05:21.591	**55.845**		**22.431**	**16.653**	**16.761**
9	15:06:17.799	**56.208**	+0.363	22.616	16.738	16.854
10	15:07:13.852	**56.053**	+0.208	22.445	16.753	16.855
11	15:08:09.853	**56.001**	+0.156	22.439	16.695	16.867

(418) Caira Livio







GK4 Kart Series Round 7

X30 Senior Nationaal — Genk 1,360 Km

Heat 2 — 14.11.2026 14:55

Race (8:00 and 2 Laps) started at 14:57:45

(470) Trystan Buchter

Lap	Time of Day	Lap Tm	Diff	S1 Tm	S2 Tm	S3 Tm
1	14:58:48.268	**1:02.023**	+6.184	26.114	18.445	17.464
2	14:59:45.564	**57.296**	+1.457	23.162	16.935	17.199
3	15:00:42.079	**56.515**	+0.676	22.769	16.811	16.935
4	15:01:38.207	**56.128**	+0.289	22.627	**16.619**	16.882
5	15:02:34.521	**56.314**	+0.475	22.601	16.731	16.982
6	15:03:30.360	**55.839**		**22.402**	16.627	**16.810**
7	15:04:26.684	**56.324**	+0.485	22.751	16.744	16.829
8	15:05:24.063	**57.379**	+1.540	22.541	17.551	17.287
9	15:06:20.514	**56.451**	+0.612	22.885	16.691	16.875
10	15:07:16.758	**56.244**	+0.405	22.474	16.933	16.837
11	15:08:13.281	**56.523**	+0.684	22.724	16.883	16.916

(428) Cas Hoevelinck

Lap	Time of Day	Lap Tm	Diff	S1 Tm	S2 Tm	S3 Tm
1	14:58:48.570	**1:02.943**	+6.932	26.441	18.585	17.917
2	14:59:46.501	**57.931**	+1.920	23.627	17.284	17.020
3	15:00:42.969	**56.468**	+0.457	22.700	16.822	16.946
4	15:01:39.225	**56.256**	+0.245	22.596	16.785	16.875
5	15:02:35.295	**56.070**	+0.059	**22.491**	16.773	16.806
6	15:03:31.306	**56.011**		22.491	16.726	**16.794**
7	15:04:27.379	**56.073**	+0.062	22.520	**16.718**	16.835
8	15:05:24.090	**56.711**	+0.700	22.501	16.979	17.231
9	15:06:20.341	**56.251**	+0.240	22.612	16.742	16.897
10	15:07:17.110	**56.769**	+0.758	22.555	17.354	16.860
11	15:08:13.726	**56.616**	+0.605	22.525	17.140	16.951

(472) Rio Brusselmans

Lap	Time of Day	Lap Tm	Diff	S1 Tm	S2 Tm	S3 Tm
1	14:58:47.902	**1:01.899**	+5.992	25.899	17.895	18.105
2	14:59:45.962	**58.060**	+2.153	23.770	17.186	17.104
3	15:00:42.435	**56.473**	+0.566	22.737	16.867	16.869
4	15:01:38.748	**56.313**	+0.406	22.576	**16.755**	16.982
5	15:02:34.940	**56.192**	+0.285	22.423	16.786	16.983
6	15:03:31.069	**56.129**	+0.222	22.534	16.826	16.769
7	15:04:26.976	**55.907**		22.436	16.755	**16.716**
8	15:05:24.155	**57.179**	+1.272	22.471	17.347	17.361
9	15:06:20.930	**56.775**	+0.868	23.092	16.853	16.830
10	15:07:17.279	**56.349**	+0.442	**22.401**	17.102	16.846
11	15:08:13.782	**56.503**	+0.596	22.512	17.120	16.871

(426) Luka Smets

Lap	Time of Day	Lap Tm	Diff	S1 Tm	S2 Tm	S3 Tm
1	14:58:45.969	**1:00.500**	+4.278	25.449	17.618	17.433
2	14:59:43.027	**57.058**	+0.836	23.010	17.006	17.042
3	15:00:39.610	**56.583**	+0.361	22.699	16.914	16.970
4	15:01:35.943	**56.333**	+0.111	22.609	16.775	16.949
5	15:02:32.320	**56.377**	+0.155	**22.534**	16.932	16.911
6	15:03:28.542	**56.222**		22.602	16.729	**16.891**
7	15:04:25.068	**56.526**	+0.304	22.798	16.737	16.991
8	15:05:21.499	**56.431**	+0.209	22.555	16.855	17.021
9	15:06:18.722	**57.223**	+1.001	23.059	16.845	17.319
10	15:07:15.009	**56.287**	+0.065	22.584	**16.682**	17.021
11	15:08:11.302	**56.293**	+0.071	22.666	16.696	16.931

(424) Livia Samson

Lap	Time of Day	Lap Tm	Diff	S1 Tm	S2 Tm	S3 Tm
1	14:58:49.097	**1:03.380**	+7.234	26.721	19.273	17.386
2	14:59:47.646	**58.549**	+2.403	23.432	17.563	17.554
3	15:00:44.489	**56.843**	+0.697	22.864	16.960	17.019
4	15:01:40.766	**56.277**	+0.131	22.568	16.785	16.924
5	15:02:37.043	**56.277**	+0.131	22.536	16.763	16.978
6	15:03:33.334	**56.291**	+0.145	22.574	16.808	16.909
7	15:04:29.579	**56.245**	+0.099	**22.485**	16.814	16.946
8	15:05:25.828	**56.249**	+0.103	22.511	16.770	16.968
9	15:06:21.974	**56.146**		22.495	16.765	16.886
10	15:07:18.186	**56.212**	+0.066	22.544	**16.752**	16.916
11	15:08:14.544	**56.358**	+0.212	22.667	16.816	**16.875**

(496) Sven Jansen

Lap	Time of Day	Lap Tm	Diff	S1 Tm	S2 Tm	S3 Tm
1	14:58:46.092	**1:00.281**	+4.296	25.347	17.680	17.254
2	14:59:43.856	**57.764**	+1.779	23.197	17.032	17.535
3	15:00:40.441	**56.585**	+0.600	22.830	16.791	16.964
4	15:01:36.609	**56.168**	+0.183	22.542	16.734	16.892
5	15:02:32.861	**56.252**	+0.267	**22.467**	16.790	16.995
6	15:03:29.503	**56.642**	+0.657	22.537	17.125	16.980
7	15:04:26.015	**56.512**	+0.527	22.995	16.693	**16.824**
8	15:05:23.203	**57.188**	+1.203	22.955	17.264	16.969
9	15:06:19.407	**56.204**	+0.219	22.548	16.716	16.940
10	15:07:15.392	**55.985**		22.482	**16.646**	16.857
11	15:08:11.617	**56.225**	+0.240	22.487	16.749	16.989

(411) Matti Aernouts

Lap	Time of Day	Lap Tm	Diff	S1 Tm	S2 Tm	S3 Tm
1	14:58:48.898	**1:03.195**	+7.266	26.780	19.019	17.396
2	14:59:47.745	**58.847**	+2.918	23.553	17.514	17.780
3	15:00:45.533	**57.788**	+1.859	23.546	17.123	17.119
4	15:01:42.121	**56.588**	+0.659	22.664	16.897	17.027
5	15:02:38.481	**56.360**	+0.431	22.613	16.824	16.923
6	15:03:34.700	**56.219**	+0.290	22.526	16.825	16.868
7	15:04:30.894	**56.194**	+0.265	22.492	16.850	16.852
8	15:05:27.027	**56.133**	+0.204	22.463	16.745	16.925
9	15:06:23.037	**56.010**	+0.081	**22.388**	16.777	16.845
10	15:07:19.001	**55.964**	+0.035	22.396	16.741	16.827
11	15:08:14.930	**55.929**		22.431	**16.702**	**16.796**

(431) Sasha Duquet

Lap	Time of Day	Lap Tm	Diff	S1 Tm	S2 Tm	S3 Tm
1	14:58:50.664	**1:04.332**	+8.161	26.489	19.989	17.854
2	14:59:48.363	**57.699**	+1.528	23.244	17.240	17.215
3	15:00:46.277	**57.914**	+1.743	23.311	17.490	17.113
4	15:01:42.805	**56.528**	+0.357	22.728	16.828	16.972
5	15:02:39.057	**56.252**	+0.081	22.618	16.744	**16.890**
6	15:03:35.228	**56.171**		22.505	16.734	16.932
7	15:04:31.424	**56.196**	+0.025	**22.458**	16.808	16.930
8	15:05:27.830	**56.406**	+0.235	22.479	16.828	17.099
9	15:06:24.114	**56.284**	+0.113	22.593	**16.712**	16.979
10	15:07:20.552	**56.438**	+0.267	22.648	16.779	17.011
11	15:08:16.929	**56.377**	+0.206	22.624	16.798	16.955

(412) Plamen Georgiev

Lap	Time of Day	Lap Tm	Diff	S1 Tm	S2 Tm	S3 Tm
1	14:58:47.885	**1:02.363**	+6.059	26.233	17.812	18.318
2	14:59:47.638	**59.753**	+3.449	24.264	17.608	17.881
3	15:00:47.077	**59.439**	+3.135	23.804	17.750	17.885
4	15:01:45.859	**58.782**	+2.478	23.366	17.311	18.105
5	15:02:43.531	**57.672**	+1.368	23.169	17.130	17.373
6	15:03:42.010	**58.479**	+2.175	23.293	17.315	17.871
7	15:04:39.154	**57.144**	+0.840	23.206	16.956	16.982
8	15:05:35.683	**56.529**	+0.225	22.671	16.820	17.038
9	15:06:31.987	**56.304**		**22.625**	16.808	**16.871**
10	15:07:28.448	**56.461**	+0.157	22.682	**16.800**	16.979
11	15:08:25.162	**56.714**	+0.410	22.665	16.859	17.190

(404) Thibeau Wolfaert

Lap	Time of Day	Lap Tm	Diff	S1 Tm	S2 Tm	S3 Tm
1	14:58:50.687	**1:04.051**	+7.407	26.650	19.875	17.526
2	14:59:48.415	**57.728**	+1.084	23.379	17.230	17.119

GK4 Kart Series Round 7

X30 Senior Nationaal

Genk 1,360 Km

Heat 2

14.11.2026 14:55

Race (8:00 and 2 Laps) started at 14:57:45

Lap	Time of Day	Lap Tm	Diff	S1 Tm	S2 Tm	S3 Tm	Lap	Time of Day	Lap Tm	Diff	S1 Tm	S2 Tm	S3 Tm
3	15:00:47.272	**58.857**	+2.213	23.352	17.529	17.976	4	15:02:07.804	**57.695**	+0.510	23.133	17.098	17.464
4	15:01:45.637	**58.365**	+1.721	23.247	17.313	17.805	5	15:03:05.755	**57.951**	+0.766	23.201	17.301	17.449
5	15:02:43.679	**58.042**	+1.398	23.558	17.151	17.333	6	15:04:03.427	**57.672**	+0.487	23.211	17.083	17.378
6	15:03:41.665	**57.986**	+1.342	23.380	17.157	17.449	7	15:05:01.209	**57.782**	+0.597	23.308	17.055	17.419
7	15:04:38.455	**56.790**	+0.146	22.825	16.937	17.028	8	15:05:58.576	**57.367**	+0.182	23.129	17.024	17.214
8	15:05:35.099	**56.644**		**22.716**	16.932	16.996	9	15:06:55.761	**57.185**		**23.048**	**16.899**	17.238
9	15:06:31.956	**56.857**	+0.213	22.718	**16.850**	17.289	10	15:07:53.103	**57.342**	+0.157	23.131	17.079	**17.132**
10	15:07:28.892	**56.936**	+0.292	23.055	16.977	**16.904**	11	15:08:54.153	**1:01.050**	+3.865	23.413	18.079	19.558
11	15:08:25.640	**56.748**	+0.104	22.769	16.879	17.100							

(485) Nikolas Hoppe

1	14:58:51.296	**1:04.643**	+8.361	27.201	19.865	17.577
2	14:59:48.926	**57.630**	+1.348	23.287	17.172	17.171
3	15:00:47.498	**58.572**	+2.290	23.280	17.608	17.684
4	15:01:46.199	**58.701**	+2.419	23.643	17.281	17.777
5	15:02:45.512	**59.313**	+3.031	23.437	18.419	17.457
6	15:03:42.630	**57.118**	+0.836	22.925	17.136	17.057
7	15:04:39.891	**57.261**	+0.979	22.952	17.152	17.157
8	15:05:36.528	**56.637**	+0.355	22.736	16.934	16.967
9	15:06:32.817	**56.289**	+0.007	22.583	**16.808**	**16.898**
10	15:07:29.099	**56.282**		**22.556**	16.828	16.898
11	15:08:25.756	**56.657**	+0.375	22.631	16.904	17.122

(499) Siebe Eggerickx

1	14:58:50.198	**1:04.090**	+7.831	26.961	19.578	17.551
2	14:59:47.785	**57.587**	+1.328	23.127	17.203	17.257
3	15:00:47.373	**59.588**	+3.329	24.053	17.643	17.892
4	15:01:46.095	**58.722**	+2.463	23.490	17.452	17.780
5	15:02:45.212	**59.117**	+2.858	23.423	18.438	17.256
6	15:03:42.121	**56.909**	+0.650	22.868	16.872	17.169
7	15:04:41.371	**59.250**	+2.991	23.169	17.097	18.984
8	15:05:39.099	**57.728**	+1.469	23.413	17.200	17.115
9	15:06:35.510	**56.411**	+0.152	22.597	16.860	16.954
10	15:07:31.888	**56.378**	+0.119	22.626	16.852	16.900
11	15:08:28.147	**56.259**		**22.547**	**16.817**	**16.895**

(413) Noah Nollet

1	14:58:51.022	**1:04.790**	+8.124	26.895	19.958	17.937
2	14:59:48.775	**57.753**	+1.087	23.340	17.193	17.220
3	15:00:47.335	**58.560**	+1.894	23.194	17.615	17.751
4	15:01:45.952	**58.617**	+1.951	23.298	17.509	17.810
5	15:02:45.162	**59.210**	+2.544	23.464	18.378	17.368
6	15:03:42.471	**57.309**	+0.643	23.157	17.059	17.093
7	15:04:39.824	**57.353**	+0.687	23.042	16.980	17.331
8	15:05:36.997	**57.173**	+0.507	**22.611**	17.450	17.112
9	15:06:33.663	**56.666**		22.704	**16.832**	17.130
10	15:07:30.370	**56.707**	+0.041	22.614	16.958	17.135
11	15:08:27.040	**56.670**	+0.004	22.699	16.901	**17.070**

(427) Wesley Gielen

1	14:58:53.629	**1:07.619**	+11.099	26.713	23.327	17.579
2	14:59:50.917	**57.288**	+0.768	23.154	17.062	17.072
3	15:00:47.616	**56.699**	+0.179	22.751	16.994	16.954
4	15:01:45.860	**58.244**	+1.724	23.096	17.477	17.671
5	15:02:43.749	**57.889**	+1.369	23.535	17.114	17.240
6	15:03:41.999	**58.250**	+1.730	23.402	17.245	17.603
7	15:04:38.760	**56.761**	+0.241	22.844	16.889	17.028
8	15:05:35.280	**56.520**		**22.601**	16.865	17.054
9	15:06:31.942	**56.662**	+0.142	22.818	**16.783**	17.061
10	15:07:28.657	**56.715**	+0.195	22.904	16.864	**16.947**
11	15:08:25.207	**56.550**	+0.030	22.716	16.800	17.034

(497) Tille Rauwoens

1	14:59:13.274	**1:26.963**	+29.778	26.496	42.325	18.142
2	15:00:12.095	**58.821**	+1.636	23.886	17.389	17.546
3	15:01:10.109	**58.014**	+0.829	23.346	17.258	17.410

GK4 Kart Series Round 7

Lapchart

X30 Senior Nationaal

Genk 1,360 Km

Heat 2

14.11.2026 14:55

Race (8:00 and 2 Laps) started at 14:57:45

Competitors		Laps											
		0	1	2	3	4	5	6	7	8	9	10	11
Mattiz Blanckaert (430)	1	430	430	430	430	430	430	430	417	430	430	430	430
Luka Bouwland (417)	2	417	417	417	417	417	417	417	430	417	417	417	417
Corentin Pereaux (433)	3	433	433	433	433	433	455	455	455	455	455	444	444
Jasper Konings (425)	4	425	425	425	444	455	433	444	444	444	444	455	455
Benjamin Foucart (444)	5	444	444	444	455	444	444	433	433	433	433	433	433
Mauro Vertriest (455)	6	455	455	455	419	419	419	419	419	425	425	425	425
Kelyan Vion (419)	7	419	419	419	425	425	425	425	425	419	451	451	451
Luka Smets (426)	8	426	470	470	470	470	470	426	451	451	419	419	419
Plamen Georgiev (412)	9	412	426	426	426	426	426	451	426	426	481	481	481
Trystan Buchter (470)	10	470	496	451	451	451	451	496	481	481	421	421	421
Cas Hoevelinck (428)	11	428	451	496	496	496	496	481	496	421	426	426	426
Matti Aernouts (411)	12	411	481	481	481	481	481	421	421	496	496	496	496
Livia Samson (424)	13	424	421	421	421	421	421	470	470	470	470	470	418
Loïc Constant (421)	14	421	412	418	418	418	418	418	418	418	428	418	470
Sven Jansen (496)	15	496	472	472	472	472	472	472	472	428	418	428	428
Kobe Keirsebilck (451)	16	451	418	428	428	428	428	428	428	472	472	472	472
Rio Brusselmans (472)	17	472	428	412	424	424	424	424	424	424	424	424	424
Wesley Gielen (427)	18	427	411	424	411	411	411	411	411	411	411	411	411
Siebe Eggerickx (499)	19	499	424	411	431	431	431	431	431	431	431	431	431
Finn Aalbers (481)	20	481	499	499	412	404	412	404	404	404	427	412	412
Noah Nollet (413)	21	413	431	431	404	412	404	427	427	427	404	427	427
Caira Livio (418)	22	418	404	404	413	427	427	412	412	412	412	404	404
Tille Rauwoens (497)	23	497	413	413	499	413	413	499	413	485	485	485	485
Sasha Duquet (431)	24	431	485	485	485	499	499	413	485	413	413	413	413
Thibeau Wolfaert (404)	25	404	427	427	427	485	485	485	499	499	499	499	499
Nikolas Hoppe (485)	26	485	497	497	497	497	497	497	497	497	497	497	497

GK4 Kart Series Round 7

X30 Senior Nationaal — **Genk 1,360 Km**

Final — **14.11.2026 17:05**

Race (9:00 and 2 Laps)

13		404		497
	25		26	
12		413		485
	23		24	
11		499		431
	21		22	
10		418		427
	19		20	
9		496		472
	17		18	
8		411		481
	15		16	
7		412		424
	13		14	
6		451		426
	11		12	
5		428		470
	9		10	
4		419		421
	7		8	
3		425		455
	5		6	
2		444		433
	3		4	
1		430		417
	1		2	

POLE POSITION

Timekeeping G. Kristensen:

Clerk of the course J. Van Walsum:

Chief Scrutineer Fons van Dun:

Printed: 14.11.2026 15:42:01

posted at: h

GK4 Kart Series Round 7

X30 Senior Nationaal — Genk 1,360 Km

Final — 14.11.2026 17:05

Race (9:00 and 2 Laps) started at 17:08:39

Pos	No.	Name	NAT	Chassis	Raceteam	Laps	Total Tm	Diff	Best Tm	Points	Penalty
1	430	**Mattiz Blanckaert**	BEL		MRK	12	11:18.273		55.931	80	
2	417	**Luka Bouwland**	FIN		DFK	12	11:18.523	0.250	55.816	76	
3	444	**Benjamin Foucart**	BEL		SRS Racing	12	11:18.785	0.512	55.708	73	
4	455	**Mauro Vertriest**	BEL		GEAR Racing	12	11:20.028	1.755	55.793	71	
5	433	**Corentin Pereaux**	BEL		MRK	12	11:20.909	2.636	56.205	70	
6	421	**Loïc Constant**	BEL		Eurokarting	12	11:21.796	3.523	56.054	69	
7	481	**Finn Aalbers**	NLD		Privateer	12	11:22.254	3.981	56.040	68	
8	451	**Kobe Keirsebilck**	BEL		GEAR Racing	12	11:22.401	4.128	55.869	67	
9	425	**Jasper Konings**	NLD		DFK	12	11:22.899	4.626	55.992	66	
10	470	**Trystan Buchter**	BEL		AP Motorport	12	11:23.662	5.389	56.154	65	
11	411	**Matti Aernouts**	BEL		DFK	12	11:23.765	5.492	55.971	64	
12	419	**Kelyan Vion**	BEL		Eurokarting	12	11:23.932	5.659	56.020	63	
13	428	**Cas Hoevelinck**	BEL		TD Racing	12	11:24.439	6.166	56.207	62	
14	426	**Luka Smets**	BEL		MKR Performance	12	11:24.773	6.500	56.176	61	
15	431	**Sasha Duquet**	BEL		SRS	12	11:29.338	11.065	56.444	60	
16	472	**Rio Brusselmans**	BEL		GEAR Racing	12	11:30.638	12.365	56.057	59	3 sec
17	418	**Caira Livio**	BEL		VDK Racing	12	11:31.133	12.860	56.290	58	
18	424	**Livia Samson**	NLD		TD Racing	12	11:37.365	19.092	56.201	57	
19	412	**Plamen Georgiev**	BEL		MCK Racing	12	11:38.537	20.264	56.329	56	
20	413	**Noah Nollet**	BEL		GEAR Racing	12	11:40.356	22.083	56.697	55	
21	497	**Tille Rauwoens**	BEL		MCK Racing	12	11:41.063	22.790	57.045	54	
22	485	**Nikolas Hoppe**	DEU		CV Performance (	12	11:41.749	23.476	56.310	53	
23	499	**Siebe Eggerickx**	BEL		MRK	12	11:52.433	34.160	56.572	52	3 sec
24	427	**Wesley Gielen**	BEL		TD Racing	12	11:54.527	36.254	56.400	51	13 sec
25	496	**Sven Jansen**	NLD		DFK					50	
Not classified											
DNS	404	**Thibeau Wolfaert**	BEL		DFK			DNS		0	

Announcements

These results are provisional until the conclusion of any judicial and technical matters!
#485 Warning
#427 Time penalty 10 sec. / Causing a collision
#427, 472, 499 time penalty 3 sec. (front fairing)

Margin of Victory	⌀km/h	Best Lap Tm	km/h	Best Lap by
0.250	86,620	55.708	87,887	444 - Benjamin Foucart

Official Timekeeping camp-company.de — **Orbits**

Timekeeping G. Kristensen:

Clerk of the course J. Van Walsum:

Chief Scrutineer Fons van Dun:

Printed: 14.11.2026 17:55:25

posted at: h

GK4 Kart Series Round 7

X30 Senior Nationaal — Genk 1,360 Km

Final — 14.11.2026 17:05

Race (9:00 and 2 Laps) started at 17:08:39

(430) Mattiz Blanckaert

Lap	Time of Day	Lap Tm	Diff	S1 Tm	S2 Tm	S3 Tm
1	17:09:38.005	**58.826**	+2.895	24.175	17.361	17.290
2	17:10:34.876	**56.871**	+0.940	22.923	16.923	17.025
3	17:11:31.399	**56.523**	+0.592	22.803	16.803	16.917
4	17:12:27.550	**56.151**	+0.220	22.548	16.749	16.854
5	17:13:23.582	**56.032**	+0.101	22.491	16.718	16.823
6	17:14:19.513	**55.931**		**22.407**	**16.642**	16.882
7	17:15:15.451	**55.938**	+0.007	22.456	16.672	**16.810**
8	17:16:11.487	**56.036**	+0.105	22.448	16.727	16.861
9	17:17:07.475	**55.988**	+0.057	22.452	16.688	16.848
10	17:18:03.500	**56.025**	+0.094	22.441	16.713	16.871
11	17:18:59.432	**55.932**	+0.001	22.409	16.679	16.844
12	17:19:57.452	**58.020**	+2.089	23.128	17.838	17.054

(417) Luka Bouwland

Lap	Time of Day	Lap Tm	Diff	S1 Tm	S2 Tm	S3 Tm
1	17:09:38.288	**59.079**	+3.263	24.529	17.315	17.235
2	17:10:35.331	**57.043**	+1.227	22.908	17.104	17.031
3	17:11:32.269	**56.938**	+1.122	22.709	17.117	17.112
4	17:12:28.665	**56.396**	+0.580	22.667	16.882	16.847
5	17:13:24.630	**55.965**	+0.149	22.472	16.722	16.771
6	17:14:20.470	**55.840**	+0.024	**22.358**	16.745	**16.737**
7	17:15:16.356	**55.886**	+0.070	22.399	**16.595**	16.892
8	17:16:12.247	**55.891**	+0.075	22.435	16.716	16.740
9	17:17:08.063	**55.816**		22.416	16.659	16.741
10	17:18:03.981	**55.918**	+0.102	22.385	16.655	16.878
11	17:18:59.810	**55.829**	+0.013	22.413	16.672	16.744
12	17:19:57.702	**57.892**	+2.076	22.890	17.835	17.167

(444) Benjamin Foucart

Lap	Time of Day	Lap Tm	Diff	S1 Tm	S2 Tm	S3 Tm
1	17:09:38.603	**59.352**	+3.644	24.564	17.500	17.288
2	17:10:36.122	**57.519**	+1.811	23.564	16.945	17.010
3	17:11:32.459	**56.337**	+0.629	22.659	16.754	16.924
4	17:12:28.858	**56.399**	+0.691	22.737	16.814	16.848
5	17:13:25.085	**56.227**	+0.519	22.649	16.662	16.916
6	17:14:20.965	**55.880**	+0.172	22.453	16.591	16.836
7	17:15:16.770	**55.805**	+0.097	22.416	**16.536**	16.853
8	17:16:12.634	**55.864**	+0.156	**22.403**	16.632	16.829
9	17:17:08.545	**55.911**	+0.203	22.462	16.633	16.816
10	17:18:04.398	**55.853**	+0.145	22.451	16.616	16.786
11	17:19:00.106	**55.708**		22.404	16.569	**16.735**
12	17:19:57.964	**57.858**	+2.150	22.643	18.053	17.162

(455) Mauro Vertriest

Lap	Time of Day	Lap Tm	Diff	S1 Tm	S2 Tm	S3 Tm
1	17:09:38.774	**59.397**	+3.604	24.902	17.386	17.109
2	17:10:35.541	**56.767**	+0.974	22.969	16.893	16.905
3	17:11:32.082	**56.541**	+0.748	22.732	16.821	16.988
4	17:12:28.358	**56.276**	+0.483	22.687	16.693	16.896
5	17:13:24.259	**55.901**	+0.108	22.495	16.607	16.799
6	17:14:20.210	**55.951**	+0.158	22.488	**16.554**	16.909
7	17:15:16.158	**55.948**	+0.155	22.496	16.611	16.841
8	17:16:11.951	**55.793**		**22.377**	16.629	16.787
9	17:17:07.777	**55.826**	+0.033	22.416	16.612	16.798
10	17:18:03.799	**56.022**	+0.229	22.462	16.704	16.856
11	17:18:59.596	**55.797**	+0.004	22.399	16.621	**16.777**
12	17:19:59.207	**59.611**	+3.818	22.892	19.362	17.357

(433) Corentin Pereaux

Lap	Time of Day	Lap Tm	Diff	S1 Tm	S2 Tm	S3 Tm
1	17:09:39.042	**59.746**	+3.541	24.811	17.652	17.283
2	17:10:36.495	**57.453**	+1.248	23.294	17.091	17.068
3	17:11:33.291	**56.796**	+0.591	22.838	16.920	17.038
4	17:12:29.663	**56.372**	+0.167	22.613	16.795	16.964
5	17:13:25.919	**56.256**	+0.051	22.584	16.776	16.896
6	17:14:22.124	**56.205**		**22.491**	16.780	16.934
7	17:15:18.450	**56.326**	+0.121	22.553	16.829	16.944
8	17:16:14.813	**56.363**	+0.158	22.595	16.804	16.964
9	17:17:11.128	**56.315**	+0.110	22.586	16.777	16.952
10	17:18:07.476	**56.348**	+0.143	22.605	16.841	16.902
11	17:19:03.842	**56.366**	+0.161	22.603	16.773	16.990
12	17:20:00.088	**56.246**	+0.041	22.598	**16.757**	**16.891**

(421) Loïc Constant

Lap	Time of Day	Lap Tm	Diff	S1 Tm	S2 Tm	S3 Tm
1	17:09:39.901	**1:00.447**	+4.393	25.560	17.580	17.307
2	17:10:37.188	**57.287**	+1.233	23.001	17.164	17.122
3	17:11:33.784	**56.596**	+0.542	22.806	16.866	16.924
4	17:12:30.686	**56.902**	+0.848	22.715	17.005	17.182
5	17:13:26.915	**56.229**	+0.175	22.627	16.700	16.902
6	17:14:23.514	**56.599**	+0.545	22.784	16.929	16.886
7	17:15:19.644	**56.130**	+0.076	22.604	**16.660**	16.866
8	17:16:15.880	**56.236**	+0.182	22.625	16.750	16.861
9	17:17:11.998	**56.118**	+0.064	22.600	16.716	**16.802**
10	17:18:08.814	**56.816**	+0.762	22.601	17.339	16.876
11	17:19:04.868	**56.054**		22.540	16.700	16.814
12	17:20:00.975	**56.107**	+0.053	**22.538**	16.703	16.866

(481) Finn Aalbers

Lap	Time of Day	Lap Tm	Diff	S1 Tm	S2 Tm	S3 Tm
1	17:09:40.293	**1:00.279**	+4.239	25.373	17.595	17.311
2	17:10:37.461	**57.168**	+1.128	23.008	17.125	17.035
3	17:11:34.322	**56.861**	+0.821	22.904	16.998	16.959
4	17:12:31.089	**56.767**	+0.727	22.729	16.868	17.170
5	17:13:27.390	**56.301**	+0.261	22.629	16.870	16.802
6	17:14:24.071	**56.681**	+0.641	22.535	17.216	16.930
7	17:15:20.220	**56.149**	+0.109	22.572	16.793	**16.784**
8	17:16:16.456	**56.236**	+0.196	22.525	16.848	16.863
9	17:17:12.496	**56.040**		**22.437**	16.804	16.799
10	17:18:09.202	**56.706**	+0.666	22.445	17.294	16.967
11	17:19:05.330	**56.128**	+0.088	22.553	**16.681**	16.894
12	17:20:01.433	**56.103**	+0.063	22.503	16.705	16.895

(451) Kobe Keirsebilck

Lap	Time of Day	Lap Tm	Diff	S1 Tm	S2 Tm	S3 Tm
1	17:09:41.507	**1:01.693**	+5.824	26.008	18.335	17.350
2	17:10:38.586	**57.079**	+1.210	22.933	17.147	16.999
3	17:11:35.420	**56.834**	+0.965	22.963	16.984	16.887
4	17:12:31.793	**56.373**	+0.504	22.638	16.854	16.881
5	17:13:28.320	**56.527**	+0.658	22.544	16.988	16.995
6	17:14:24.578	**56.258**	+0.389	22.689	16.814	16.755
7	17:15:20.731	**56.153**	+0.284	22.557	16.770	16.826
8	17:16:16.673	**55.942**	+0.073	22.444	16.789	**16.709**
9	17:17:12.751	**56.078**	+0.209	22.464	16.836	16.778
10	17:18:09.792	**57.041**	+1.172	22.502	17.133	17.406
11	17:19:05.711	**55.919**	+0.050	22.466	**16.675**	16.778
12	17:20:01.580	**55.869**		**22.362**	16.763	16.744

(425) Jasper Konings

Lap	Time of Day	Lap Tm	Diff	S1 Tm	S2 Tm	S3 Tm
1	17:09:39.370	**1:00.039**	+4.047	25.268	17.525	17.246
2	17:10:36.625	**57.255**	+1.263	23.206	17.075	16.974
3	17:11:33.528	**56.903**	+0.911	22.957	17.042	16.904
4	17:12:30.811	**57.283**	+1.291	22.637	17.300	17.346
5	17:13:27.074	**56.263**	+0.271	22.700	16.828	**16.735**
6	17:14:23.844	**56.770**	+0.778	22.712	17.233	16.825
7	17:15:19.926	**56.082**	+0.090	22.517	**16.703**	16.862
8	17:16:16.072	**56.146**	+0.154	22.594	16.752	16.800
9	17:17:12.246	**56.174**	+0.182	22.564	16.721	16.889
10	17:18:09.851	**57.605**	+1.613	22.455	17.481	17.669
11	17:19:06.086	**56.235**	+0.243	22.652	16.814	16.769
12	17:20:02.078	**55.992**		**22.401**	16.731	16.860

(470) Trystan Buchter

Lap	Time of Day	Lap Tm	Diff	S1 Tm	S2 Tm	S3 Tm
1	17:09:40.330	**1:00.750**	+4.596	25.554	17.612	17.584
2	17:10:38.159	**57.829**	+1.675	23.484	17.170	17.175
3	17:11:34.919	**56.760**	+0.606	22.893	16.901	16.966
4	17:12:31.344	**56.425**	+0.271	22.725	16.779	16.921

GK4 Kart Series Round 7

X30 Senior Nationaal

Genk 1,360 Km

Final

14.11.2026 17:05

Race (9:00 and 2 Laps) started at 17:08:39

Lap	Time of Day	Lap Tm	Diff	S1 Tm	S2 Tm	S3 Tm
5	17:13:28.096	**56.752**	+0.598	22.775	17.033	16.944
6	17:14:24.400	**56.304**	+0.150	22.634	16.741	16.929
7	17:15:20.995	**56.595**	+0.441	22.810	16.889	16.896
8	17:16:17.149	**56.154**		22.519	**16.729**	16.906
9	17:17:13.404	**56.255**	+0.101	22.582	16.775	16.898
10	17:18:09.971	**56.567**	+0.413	**22.457**	16.875	17.235
11	17:19:06.545	**56.574**	+0.420	22.868	16.812	16.894
12	17:20:02.841	**56.296**	+0.142	22.541	16.864	**16.891**

(411) Matti Aernouts

Lap	Time of Day	Lap Tm	Diff	S1 Tm	S2 Tm	S3 Tm
1	17:09:42.332	**1:02.342**	+6.371	26.118	18.871	17.353
2	17:10:39.549	**57.217**	+1.246	22.967	17.120	17.130
3	17:11:36.273	**56.724**	+0.753	22.831	16.934	16.959
4	17:12:32.779	**56.506**	+0.535	22.728	16.866	16.912
5	17:13:29.262	**56.483**	+0.512	22.619	16.949	16.915
6	17:14:25.613	**56.351**	+0.380	22.445	16.846	17.060
7	17:15:22.219	**56.606**	+0.635	22.797	16.914	16.895
8	17:16:18.236	**56.017**	+0.046	22.526	**16.671**	16.820
9	17:17:14.344	**56.108**	+0.137	22.501	16.734	16.873
10	17:18:10.315	**55.971**		**22.413**	16.740	16.818
11	17:19:06.890	**56.575**	+0.604	22.635	17.142	**16.798**
12	17:20:02.944	**56.054**	+0.083	22.476	16.775	16.803

(419) Kelyan Vion

Lap	Time of Day	Lap Tm	Diff	S1 Tm	S2 Tm	S3 Tm
1	17:09:39.612	**1:00.080**	+4.060	25.233	17.572	17.275
2	17:10:37.069	**57.457**	+1.437	23.039	17.318	17.100
3	17:11:34.097	**57.028**	+1.008	23.088	16.984	16.956
4	17:12:31.152	**57.055**	+1.035	22.619	16.952	17.484
5	17:13:28.217	**57.065**	+1.045	22.843	17.226	16.996
6	17:14:25.149	**56.932**	+0.912	22.890	17.083	16.959
7	17:15:21.368	**56.219**	+0.199	22.518	16.822	16.879
8	17:16:17.540	**56.172**	+0.152	22.483	16.820	16.869
9	17:17:13.694	**56.154**	+0.134	22.533	16.783	16.838
10	17:18:10.033	**56.339**	+0.319	22.507	16.833	16.999
11	17:19:07.091	**57.058**	+1.038	22.886	17.305	16.867
12	17:20:03.111	**56.020**		**22.464**	**16.746**	**16.810**

(428) Cas Hoevelinck

Lap	Time of Day	Lap Tm	Diff	S1 Tm	S2 Tm	S3 Tm
1	17:09:41.569	**1:01.915**	+5.708	26.245	18.123	17.547
2	17:10:38.919	**57.350**	+1.143	23.122	17.148	17.080
3	17:11:35.928	**57.009**	+0.802	22.936	17.079	16.994
4	17:12:32.561	**56.633**	+0.426	22.749	16.859	17.025
5	17:13:28.905	**56.344**	+0.137	22.704	16.764	16.876
6	17:14:25.476	**56.571**	+0.364	22.621	16.920	17.030
7	17:15:21.798	**56.322**	+0.115	22.714	**16.741**	16.867
8	17:16:18.005	**56.207**		22.587	16.772	**16.848**
9	17:17:14.410	**56.405**	+0.198	22.546	16.743	17.116
10	17:18:10.869	**56.459**	+0.252	22.745	16.846	16.868
11	17:19:07.349	**56.480**	+0.273	22.561	17.023	16.896
12	17:20:03.618	**56.269**	+0.062	**22.491**	16.874	16.904

(426) Luka Smets

Lap	Time of Day	Lap Tm	Diff	S1 Tm	S2 Tm	S3 Tm
1	17:09:40.855	**1:01.155**	+4.979	25.959	17.741	17.455
2	17:10:38.434	**57.579**	+1.403	23.242	17.111	17.226
3	17:11:35.782	**57.348**	+1.172	23.190	17.109	17.049
4	17:12:32.253	**56.471**	+0.295	22.665	16.861	16.945
5	17:13:28.620	**56.367**	+0.191	22.576	16.840	16.951
6	17:14:25.435	**56.815**	+0.639	22.648	16.987	17.180
7	17:15:22.617	**57.182**	+1.006	23.128	17.038	17.016
8	17:16:18.857	**56.240**	+0.064	22.606	16.718	16.916
9	17:17:15.033	**56.176**		**22.551**	16.734	16.891
10	17:18:11.354	**56.321**	+0.145	22.651	16.719	16.951
11	17:19:07.748	**56.394**	+0.218	22.693	16.765	16.936
12	17:20:03.952	**56.204**	+0.028	22.632	**16.702**	**16.870**

(431) Sasha Duquet

Lap	Time of Day	Lap Tm	Diff	S1 Tm	S2 Tm	S3 Tm
1	17:09:43.137	**1:02.543**	+6.099	26.117	18.868	17.558
2	17:10:41.804	**58.667**	+2.223	23.223	18.168	17.276
3	17:11:38.928	**57.124**	+0.680	23.005	16.923	17.196
4	17:12:35.824	**56.896**	+0.452	22.894	16.841	17.161
5	17:13:32.333	**56.509**	+0.065	22.775	16.777	16.957
6	17:14:28.896	**56.563**	+0.119	22.849	16.790	**16.924**
7	17:15:25.999	**57.103**	+0.659	23.199	16.934	16.970
8	17:16:22.539	**56.540**	+0.096	22.715	**16.771**	17.054
9	17:17:19.103	**56.564**	+0.120	22.673	16.853	17.038
10	17:18:15.547	**56.444**		**22.616**	16.839	16.989
11	17:19:12.043	**56.496**	+0.052	22.674	16.838	16.984
12	17:20:08.517	**56.474**	+0.030	22.632	16.852	16.990

(472) Rio Brusselmans

Lap	Time of Day	Lap Tm	Diff	S1 Tm	S2 Tm	S3 Tm
1	17:09:42.931	**1:02.828**	+6.771	26.303	18.890	17.635
2	17:10:42.743	**59.812**	+3.755	23.274	19.188	17.350
3	17:11:40.474	**57.731**	+1.674	23.359	17.309	17.063
4	17:12:37.039	**56.565**	+0.508	22.652	16.949	16.964
5	17:13:33.285	**56.246**	+0.189	22.586	16.867	**16.793**
6	17:14:29.342	**56.057**		22.503	16.745	16.809
7	17:15:25.577	**56.235**	+0.178	22.534	16.855	16.846
8	17:16:21.732	**56.155**	+0.098	22.549	16.744	16.862
9	17:17:18.107	**56.375**	+0.318	22.582	16.856	16.937
10	17:18:14.369	**56.262**	+0.205	22.487	16.910	16.865
11	17:19:10.443	**56.074**	+0.017	22.501	**16.734**	16.839
12	17:20:06.817	**56.374**	+0.317	**22.457**	16.971	16.946

(418) Caira Livio

Lap	Time of Day	Lap Tm	Diff	S1 Tm	S2 Tm	S3 Tm
1	17:09:43.675	**1:03.496**	+7.206	26.069	19.677	17.750
2	17:10:42.950	**59.275**	+2.985	23.350	18.435	17.490
3	17:11:41.531	**58.581**	+2.291	23.264	17.728	17.589
4	17:12:38.471	**56.940**	+0.650	22.917	17.020	17.003
5	17:13:35.131	**56.660**	+0.370	22.768	16.910	16.982
6	17:14:31.548	**56.417**	+0.127	22.547	16.859	17.011
7	17:15:27.870	**56.322**	+0.032	22.612	16.778	16.932
8	17:16:24.253	**56.383**	+0.093	22.552	16.873	16.958
9	17:17:20.543	**56.290**		22.546	16.830	16.914
10	17:18:17.224	**56.681**	+0.391	22.721	16.880	17.080
11	17:19:13.626	**56.402**	+0.112	22.649	16.845	**16.908**
12	17:20:10.312	**56.686**	+0.396	**22.492**	**16.770**	17.424

(424) Livia Samson

Lap	Time of Day	Lap Tm	Diff	S1 Tm	S2 Tm	S3 Tm
1	17:09:52.101	**1:02.430**	+6.229	26.348	18.314	17.768
2	17:10:49.862	**57.761**	+1.560	23.364	17.116	17.281
3	17:11:47.032	**57.170**	+0.969	22.956	17.117	17.097
4	17:12:43.773	**56.741**	+0.540	22.690	16.977	17.074
5	17:13:40.304	**56.531**	+0.330	22.711	16.864	16.956
6	17:14:36.727	**56.423**	+0.222	22.592	16.863	16.968
7	17:15:33.139	**56.412**	+0.211	22.595	16.896	**16.921**
8	17:16:30.548	**57.409**	+1.208	23.037	17.118	17.254
9	17:17:27.745	**57.197**	+0.996	23.168	17.090	16.939
10	17:18:24.095	**56.350**	+0.149	22.617	16.765	16.968
11	17:19:20.343	**56.248**	+0.047	**22.528**	16.755	16.965
12	17:20:16.544	**56.201**		22.532	**16.735**	16.934

(412) Plamen Georgiev

Lap	Time of Day	Lap Tm	Diff	S1 Tm	S2 Tm	S3 Tm
1	17:09:42.699	**1:02.784**	+6.455	26.023	19.215	17.546
2	17:10:42.678	**59.979**	+3.650	23.577	18.887	17.515
3	17:11:41.410	**58.732**	+2.403	23.362	17.797	17.573
4	17:12:39.652	**58.242**	+1.913	23.861	17.321	17.060
5	17:13:38.290	**58.638**	+2.309	23.273	18.163	17.202
6	17:14:35.258	**56.968**	+0.639	22.922	17.060	16.986
7	17:15:32.154	**56.896**	+0.567	22.835	17.099	16.962
8	17:16:30.377	**58.223**	+1.894	23.202	17.317	17.704
9	17:17:28.054	**57.677**	+1.348	23.342	17.329	17.006
10	17:18:24.383	**56.329**		**22.586**	16.873	**16.870**

GK4 Kart Series Round 7

X30 Senior Nationaal

Genk 1,360 Km

Final

14.11.2026 17:05

Race (9:00 and 2 Laps) started at 17:08:39

Lap	Time of Day	Lap Tm	Diff	S1 Tm	S2 Tm	S3 Tm
11	17:19:20.886	**56.503**	+0.174	22.630	16.936	16.937
12	17:20:17.716	**56.830**	+0.501	22.630	**16.865**	17.335

(413) Noah Nollet

Lap	Time of Day	Lap Tm	Diff	S1 Tm	S2 Tm	S3 Tm
1	17:09:43.867	**1:03.297**	+6.600	26.753	18.764	17.780
2	17:10:43.152	**59.285**	+2.588	23.608	18.140	17.537
3	17:11:41.611	**58.459**	+1.762	23.273	17.675	17.511
4	17:12:39.947	**58.336**	+1.639	23.805	17.298	17.233
5	17:13:38.000	**58.053**	+1.356	23.139	17.752	17.162
6	17:14:35.040	**57.040**	+0.343	23.023	16.933	17.084
7	17:15:32.791	**57.751**	+1.054	23.132	17.240	17.379
8	17:16:31.308	**58.517**	+1.820	23.102	17.621	17.794
9	17:17:29.286	**57.978**	+1.281	23.133	17.608	17.237
10	17:18:25.983	**56.697**		22.766	**16.913**	17.018
11	17:19:22.681	**56.698**	+0.001	**22.703**	16.984	**17.011**
12	17:20:19.535	**56.854**	+0.157	22.789	17.012	17.053

(497) Tille Rauwoens

Lap	Time of Day	Lap Tm	Diff	S1 Tm	S2 Tm	S3 Tm
1	17:09:44.324	**1:03.469**	+6.424	27.172	18.332	17.965
2	17:10:43.676	**59.352**	+2.307	23.686	17.958	17.708
3	17:11:41.875	**58.199**	+1.154	23.237	17.585	17.377
4	17:12:39.585	**57.710**	+0.665	23.332	17.163	17.215
5	17:13:37.508	**57.923**	+0.878	23.411	17.321	17.191
6	17:14:34.553	**57.045**		22.950	17.053	**17.042**
7	17:15:31.918	**57.365**	+0.320	23.112	17.009	17.244
8	17:16:30.313	**58.395**	+1.350	23.385	17.328	17.682
9	17:17:28.603	**58.290**	+1.245	23.571	17.625	17.094
10	17:18:25.801	**57.198**	+0.153	**22.860**	**16.982**	17.356
11	17:19:23.123	**57.322**	+0.277	23.207	17.072	17.043
12	17:20:20.242	**57.119**	+0.074	22.959	17.036	17.124

(485) Nikolas Hoppe

Lap	Time of Day	Lap Tm	Diff	S1 Tm	S2 Tm	S3 Tm
1	17:09:45.387	**1:04.555**	+8.245	26.640	20.061	17.854
2	17:10:43.843	**58.456**	+2.146	23.232	17.501	17.723
3	17:11:42.697	**58.854**	+2.544	23.248	17.598	18.008
4	17:12:40.324	**57.627**	+1.317	23.191	17.305	17.131
5	17:13:39.100	**58.776**	+2.466	23.139	17.956	17.681
6	17:14:35.704	**56.604**	+0.294	22.810	16.914	16.880
7	17:15:37.010	**1:01.306**	+4.996	26.534	17.519	17.253
8	17:16:33.840	**56.830**	+0.520	22.869	16.982	16.979
9	17:17:30.648	**56.808**	+0.498	22.769	16.865	17.174
10	17:18:28.128	**57.480**	+1.170	23.532	16.928	17.020
11	17:19:24.618	**56.490**	+0.180	22.766	16.846	**16.878**
12	17:20:20.928	**56.310**		**22.578**	**16.823**	16.909

(499) Siebe Eggerickx

Lap	Time of Day	Lap Tm	Diff	S1 Tm	S2 Tm	S3 Tm
1	17:09:44.419	**1:04.102**	+7.530	26.578	19.402	18.122
2	17:10:43.265	**58.846**	+2.274	23.790	17.700	17.356
3	17:11:41.708	**58.443**	+1.871	23.240	17.875	17.328
4	17:12:40.049	**58.341**	+1.769	23.779	17.373	17.189
5	17:13:38.908	**58.859**	+2.287	23.155	18.018	17.686
6	17:14:36.057	**57.149**	+0.577	23.216	16.938	16.995
7	17:15:33.001	**56.944**	+0.372	**22.704**	16.950	17.290
8	17:16:30.781	**57.780**	+1.208	22.998	17.228	17.554
9	17:17:37.845	**1:07.064**	+10.492	23.260	17.767	26.037
10	17:18:35.346	**57.501**	+0.929	23.301	17.081	17.119
11	17:19:32.040	**56.694**	+0.122	22.904	**16.849**	16.941
12	17:20:28.612	**56.572**		22.780	16.913	**16.879**

(427) Wesley Gielen

Lap	Time of Day	Lap Tm	Diff	S1 Tm	S2 Tm	S3 Tm
1	17:09:47.074	**1:06.743**	+10.343	31.512	17.798	17.433
2	17:10:44.434	**57.360**	+0.960	23.191	17.159	17.010
3	17:11:42.102	**57.668**	+1.268	22.943	17.387	17.338
4	17:12:40.153	**58.051**	+1.651	23.599	17.336	17.116
5	17:13:38.855	**58.702**	+2.302	23.178	17.890	17.634
6	17:14:35.535	**56.680**	+0.280	22.816	16.876	16.988
7	17:15:32.857	**57.322**	+0.922	22.664	17.310	17.348
8	17:16:31.147	**58.290**	+1.890	**22.642**	17.882	17.766
9	17:17:30.762	**59.615**	+3.215	23.023	17.720	18.872
10	17:18:27.819	**57.057**	+0.657	23.146	16.901	17.010
11	17:19:24.219	**56.400**		22.681	**16.790**	16.929
12	17:20:20.706	**56.487**	+0.087	22.777	16.800	**16.910**

GK4 Kart Series Round 7

Lapchart

X30 Senior Nationaal

Genk 1,360 Km

Final

14.11.2026 17:05

Race (9:00 and 2 Laps) started at 17:08:39

Competitors		Laps												
		0	1	2	3	4	5	6	7	8	9	10	11	12
Mattiz Blanckaert (430)	1	430	430	430	430	430	430	430	430	430	430	430	430	430
Luka Bouwland (417)	2	417	417	417	455	455	455	455	455	455	455	455	455	417
Benjamin Foucart (444)	3	444	444	455	417	417	417	417	417	417	417	417	417	444
Corentin Pereaux (433)	4	433	455	444	444	444	444	444	444	444	444	444	444	455
Jasper Konings (425)	5	425	433	433	433	433	433	433	433	433	433	433	433	433
Mauro Vertriest (455)	6	455	425	425	425	421	421	421	421	421	421	421	421	421
Loïc Constant (421)	7	421	419	419	421	425	425	425	425	425	425	481	481	481
Kelyan Vion (419)	8	419	421	421	419	481	481	481	481	481	481	451	451	451
Trystan Buchter (470)	9	470	481	481	481	419	470	470	451	451	451	425	425	425
Cas Hoevelinck (428)	10	428	470	470	470	470	419	451	470	470	470	470	470	470
Luka Smets (426)	11	426	426	426	451	451	451	419	419	419	419	419	411	411
Kobe Keirsebilck (451)	12	451	451	451	426	426	426	426	428	428	411	411	419	419
Plamen Georgiev (412)	13	412	428	428	428	428	428	428	411	411	428	428	428	428
Matti Aernouts (411)	14	411	411	411	411	411	411	411	426	426	426	426	426	426
Finn Aalbers (481)	15	481	412	431	431	431	431	431	472	472	472	472	472	472
Rio Brusselmans (472)	16	472	472	412	472	472	472	472	431	431	431	431	431	431
Caira Livio (418)	17	418	431	472	412	418	418	418	418	418	418	418	418	418
Siebe Eggerickx (499)	18	499	418	418	418	497	497	497	497	497	424	424	424	424
Wesley Gielen (427)	19	427	413	413	413	412	413	413	412	412	412	412	412	412
Noah Nollet (413)	20	413	497	499	499	413	412	412	413	424	497	497	413	413
Sasha Duquet (431)	21	431	499	497	497	499	427	427	427	499	413	413	497	497
Nikolas Hoppe (485)	22	485	485	485	427	427	499	485	499	427	485	427	427	427
Tille Rauwoens (497)	23	497	427	427	485	485	485	499	424	413	427	485	485	485
Livia Samson (424)	24	424	424	424	424	424	424	424	485	485	499	499	499	499
-	25													
-	26													

GK4 Kart Series Round 7

Rotax Max Junior — **Genk 1,360 Km**

Warm up 1 — **15.11.2026 09:00**

Practice (8:00 Time) started at 9:00:00

Pos	No.	Name	NAT	Raceteam	Laps	Best Tm	Diff	Gap	In Lap	km/h
1	**205**	Tuur Holiviers	BEL	DLT Motorsport	**6**	**1:16.318**			4	64,153
2	**234**	Mathis Vangansewinkel	BEL	Schepers Racing	**6**	**1:17.213**	**0.895**	0.895	5	63,409
3	**214**	Neil Seys	BEL	Maissan Motorsports	**6**	**1:18.370**	**2.052**	1.157	5	62,473
4	**239**	Alexander Coumans	BEL		**6**	**1:18.916**	**2.598**	0.546	3	62,041
5	**207**	Maxime Verriest	BEL	CRG Belgium	**6**	**1:20.269**	**3.951**	1.353	5	60,995
6	**218**	Ylian Vandenberghe	BEL	MRK	**4**	**1:22.879**	**6.561**	2.610	4	59,074
7	**259**	Finn Grooten	NLD	Grooten	**2**	**1:30.352**	**14.034**	7.473	2	54,188
8	**247**	Aiden Beekman	NLD	Kart Racing Zuid					0	-
9	**250**	Bruce Ramboer	BEL	MRK					0	-

GK4 Kart Series Round 7

Rotax Max Junior

Genk 1,360 Km

Warm up 1

15.11.2026 09:00

Practice (8:00 Time) started at 9:00:00

(205) Tuur Holiviers

Lap	Time of Day	Lap Tm	Diff	S1 Tm	S2 Tm	S3 Tm
1	9:01:43.752	**1:21.639**	+5.321	33.381	24.316	23.942
2	9:03:02.022	**1:18.270**	+1.952	30.691	23.351	24.228
3	9:04:19.076	**1:17.054**	+0.736	30.465	23.411	23.178
4	9:05:35.394	**1:16.318**		**30.231**	23.307	**22.780**
5	9:06:52.921	**1:17.527**	+1.209	30.374	**23.243**	23.910
6	9:08:09.970	**1:17.049**	+0.731	30.732	23.348	22.969

(234) Mathis Vangansewinkel

Lap	Time of Day	Lap Tm	Diff	S1 Tm	S2 Tm	S3 Tm
1	9:01:38.256	**1:19.871**	+2.658	32.147	23.792	23.932
2	9:02:55.688	**1:17.432**	+0.219	30.613	23.495	23.324
3	9:04:13.445	**1:17.757**	+0.544	**30.482**	23.859	23.416
4	9:05:31.447	**1:18.002**	+0.789	30.958	23.620	23.424
5	9:06:48.660	**1:17.213**		30.505	23.453	**23.255**
6	9:08:06.092	**1:17.432**	+0.219	30.590	**23.411**	23.431

(214) Neil Seys

Lap	Time of Day	Lap Tm	Diff	S1 Tm	S2 Tm	S3 Tm
1	9:01:41.754	**1:23.993**	+5.623	34.443	25.152	24.398
2	9:03:02.115	**1:20.361**	+1.991	31.517	24.278	24.566
3	9:04:22.041	**1:19.926**	+1.556	31.886	24.291	23.749
4	9:05:41.021	**1:18.980**	+0.610	31.089	24.270	23.621
5	9:06:59.391	**1:18.370**		**30.955**	24.001	**23.414**
6	9:08:18.156	**1:18.765**	+0.395	30.977	**23.889**	23.899

(239) Alexander Coumans

Lap	Time of Day	Lap Tm	Diff	S1 Tm	S2 Tm	S3 Tm
1	9:01:34.982	**1:21.929**	+3.013	32.925	24.909	24.095
2	9:02:54.451	**1:19.469**	+0.553	31.145	24.392	23.932
3	9:04:13.367	**1:18.916**		31.258	**23.909**	23.749
4	9:05:33.430	**1:20.063**	+1.147	31.437	24.431	24.195
5	9:06:52.758	**1:19.328**	+0.412	**30.927**	24.280	24.121
6	9:08:16.257	**1:23.499**	+4.583	35.683	24.431	**23.385**

(207) Maxime Verriest

Lap	Time of Day	Lap Tm	Diff	S1 Tm	S2 Tm	S3 Tm
1	9:01:46.955	**1:23.601**	+3.332	34.396	24.872	24.333
2	9:03:07.794	**1:20.839**	+0.570	32.055	24.856	**23.928**
3	9:04:28.393	**1:20.599**	+0.330	31.752	24.751	24.096
4	9:05:52.831	**1:24.438**	+4.169	**31.635**	24.592	28.211
5	9:07:13.100	**1:20.269**		31.856	**24.434**	23.979
6	9:08:34.101	**1:21.001**	+0.732	32.116	24.785	24.100

(218) Ylian Vandenberghe

Lap	Time of Day	Lap Tm	Diff	S1 Tm	S2 Tm	S3 Tm
1	9:04:55.591	**1:28.836**	+5.957	35.527	26.859	26.450
2	9:06:19.689	**1:24.098**	+1.219	33.377	25.430	25.291
3	9:07:42.917	**1:23.228**	+0.349	32.933	**25.226**	25.069
4	9:09:05.796	**1:22.879**		**32.381**	25.558	**24.940**

(259) Finn Grooten

Lap	Time of Day	Lap Tm	Diff	S1 Tm	S2 Tm	S3 Tm
1	9:02:17.090	**1:34.974**	+4.622	39.111	28.401	27.462
2	9:03:47.442	**1:30.352**		**35.548**	**27.442**	**27.362**

GK4 Kart Series Round 7

Rotax Max Junior — **Genk 1,360 Km**

Warm up 2 — **15.11.2026 10:15**

Practice (8:00 Time) started at 10:15:04

Pos	No.	Name	NAT	Raceteam	Laps	Best Tm	Diff	Gap	In Lap	km/h
1	**205**	Tuur Holiviers	BEL	DLT Motorsport	**6**	**1:14.307**			4	65,889
2	**214**	Neil Seys	BEL	Maissan Motorsports	**6**	**1:14.712**	**0.405**	0.405	6	65,532
3	**218**	Ylian Vandenberghe	BEL	MRK	**7**	**1:15.042**	**0.735**	0.330	7	65,243
4	**234**	Mathis Vangansewinkel	BEL	Schepers Racing	**7**	**1:15.061**	**0.754**	0.019	6	65,227
5	**207**	Maxime Verriest	BEL	CRG Belgium	**6**	**1:15.738**	**1.431**	0.677	6	64,644
6	**239**	Alexander Coumans	BEL		**6**	**1:15.844**	**1.537**	0.106	3	64,554
7	**247**	Aiden Beekman	NLD	Kart Racing Zuid	**6**	**1:18.975**	**4.668**	3.131	5	61,994
8	**250**	Bruce Ramboer	BEL	MRK	**2**	**1:21.993**	**7.686**	3.018	2	59,712
9	**259**	Finn Grooten	NLD	Grooten	**5**	**1:24.620**	**10.313**	2.627	5	57,859

GK4 Kart Series Round 7

Rotax Max Junior

Genk 1,360 Km

Warm up 2

15.11.2026 10:15

Practice (8:00 Time) started at 10:15:04

Lap	Time of Day	Lap Tm	Diff	S1 Tm	S2 Tm	S3 Tm
(205) Tuur Holiviers						
1	10:16:42.836	**1:17.267**	+2.960	31.452	23.387	22.428
2	10:17:57.984	**1:15.148**	+0.841	29.556	22.775	22.817
3	10:19:12.553	**1:14.569**	+0.262	29.241	22.747	22.581
4	10:20:26.860	**1:14.307**		29.431	22.675	**22.201**
5	10:21:41.169	**1:14.309**	+0.002	**29.240**	22.650	22.419
6	10:22:55.485	**1:14.316**	+0.009	29.422	**22.431**	22.463
(214) Neil Seys						
1	10:16:37.543	**1:19.724**	+5.012	32.372	24.047	23.305
2	10:17:53.950	**1:16.407**	+1.695	30.174	23.471	22.762
3	10:19:08.924	**1:14.974**	+0.262	29.683	**22.766**	22.525
4	10:20:23.736	**1:14.812**	+0.100	**29.455**	22.972	22.385
5	10:21:52.430	**1:28.694**	+13.982	29.840	22.933	35.921
6	10:23:07.142	**1:14.712**		29.579	22.871	**22.262**
(218) Ylian Vandenberghe						
1	10:16:39.701	**1:20.164**	+5.122	32.385	24.250	23.529
2	10:17:58.123	**1:18.422**	+3.380	30.764	24.299	23.359
3	10:19:15.322	**1:17.199**	+2.157	30.325	23.608	23.266
4	10:20:32.046	**1:16.724**	+1.682	29.877	23.652	23.195
5	10:21:47.320	**1:15.274**	+0.232	**29.353**	23.056	22.865
6	10:23:02.862	**1:15.542**	+0.500	29.394	**22.966**	23.182
7	10:24:17.904	**1:15.042**		29.537	22.992	**22.513**
(234) Mathis Vangansewinkel						
1	10:16:40.592	**1:18.027**	+2.966	31.558	23.403	23.066
2	10:17:56.990	**1:16.398**	+1.337	29.970	23.447	22.981
3	10:19:12.373	**1:15.383**	+0.322	29.790	22.875	22.718
4	10:20:27.801	**1:15.428**	+0.367	29.732	22.970	22.726
5	10:21:43.661	**1:15.860**	+0.799	29.958	23.093	22.809
6	10:22:58.722	**1:15.061**		**29.693**	**22.782**	**22.586**
7	10:24:14.131	**1:15.409**	+0.348	29.790	22.892	22.727
(207) Maxime Verriest						
1	10:16:41.503	**1:20.611**	+4.873	32.595	24.330	23.686
2	10:17:59.642	**1:18.139**	+2.401	30.905	24.053	23.181
3	10:19:16.787	**1:17.145**	+1.407	30.169	23.657	23.319
4	10:20:32.656	**1:15.869**	+0.131	30.038	23.272	**22.559**
5	10:21:54.131	**1:21.475**	+5.737	29.895	23.277	28.303
6	10:23:09.869	**1:15.738**		**29.592**	**23.238**	22.908
(239) Alexander Coumans						
1	10:16:58.524	**1:20.570**	+4.726	32.368	24.006	24.196
2	10:18:15.628	**1:17.104**	+1.260	30.637	23.351	23.116
3	10:19:31.472	**1:15.844**		29.988	22.963	22.893
4	10:20:48.034	**1:16.562**	+0.718	**29.975**	23.533	23.054
5	10:22:11.948	**1:23.914**	+8.070	30.222	**22.927**	30.765
6	10:23:27.930	**1:15.982**	+0.138	30.174	23.052	**22.756**
(247) Aiden Beekman						
1	10:16:50.120	**1:23.331**	+4.356	34.581	24.813	23.937
2	10:18:10.236	**1:20.116**	+1.141	31.605	24.823	23.688
3	10:19:29.641	**1:19.405**	+0.430	31.361	24.551	23.493
4	10:20:49.387	**1:19.746**	+0.771	**31.115**	24.483	24.148
5	10:22:08.362	**1:18.975**		31.146	**24.337**	**23.492**
6	10:23:27.702	**1:19.340**	+0.365	31.198	24.512	23.630
(250) Bruce Ramboer						
1	10:16:47.592	**1:22.423**	+0.430	33.898	24.404	**24.121**
2	10:18:09.585	**1:21.993**		31.700	23.373	26.920
(259) Finn Grooten						
1	10:16:58.671	**1:29.965**	+5.345	36.139	26.811	27.015
2	10:18:25.892	**1:27.221**	+2.601	34.171	26.266	26.784
3	10:19:51.996	**1:26.104**	+1.484	33.856	26.123	26.125
4	10:21:17.612	**1:25.616**	+0.996	33.757	26.453	**25.406**
5	10:22:42.232	**1:24.620**		**32.867**	**25.952**	25.801

GK4 Kart Series Round 7

Rotax Max Junior — **Genk 1,360 Km**

Qualifying — **15.11.2026 11:30**

Qualifying (8:00 Time) started at 11:30:06

Pos	No.	Name	NAT	Raceteam	Laps	Best Tm	Diff	Gap	In Lap	km/h
1	**218**	Ylian Vandenberghe	BEL	MRK	**7**	**1:13.158**			7	66,924
2	**205**	Tuur Holiviers	BEL	DLT Motorsport	**6**	**1:13.360**	**0.202**	0.202	6	66,739
3	**247**	Aiden Beekman	NLD	Kart Racing Zuid	**6**	**1:14.250**	**1.092**	0.494	6	65,939
4	**207**	Maxime Verriest	BEL	CRG Belgium	**7**	**1:14.303**	**1.145**	0.053	7	65,892
5	**239**	Alexander Coumans	BEL		**6**	**1:14.779**	**1.621**	0.476	5	65,473
6	**234**	Mathis Vangansewinkel	BEL	Schepers Racing	**7**	**1:15.117**	**1.959**	0.338	4	65,178
7	**250**	Bruce Ramboer	BEL	MRK	**3**	**1:15.125**	**1.967**	0.008	3	65,171
8	**259**	Finn Grooten	NLD	Grooten	**6**	**1:16.266**	**3.108**	1.141	5	64,196
9	**214**	Neil Seys	BEL	Maissan Motorsports	**7**	**1:13.756**	**0.598**	0.396	7	66,381

Announcements

These results are provisional until the conclusion of any judicial and technical matters!
#214 Placed last / Technical non conform

GK4 Kart Series Round 7

Rotax Max Junior

Genk 1,360 Km

Qualifying

15.11.2026 11:30

Qualifying (8:00 Time) started at 11:30:06

Lap	Time of Day	Lap Tm	Diff	S1 Tm	S2 Tm	S3 Tm
(218) Ylian Vandenberghe						
1	11:31:49.510	**1:19.538**	+6.380	32.902	23.742	22.894
2	11:33:04.211	**1:14.701**	+1.543	29.324	22.939	22.438
3	11:34:19.112	**1:14.901**	+1.743	29.060	23.086	22.755
4	11:35:33.391	**1:14.279**	+1.121	29.061	22.843	22.375
5	11:36:47.113	**1:13.722**	+0.564	28.754	22.423	22.545
6	11:38:00.992	**1:13.879**	+0.721	28.964	22.485	22.430
7	11:39:14.150	**1:13.158**		**28.606**	**22.316**	**22.236**
(205) Tuur Holiviers						
1	11:31:57.907	**1:28.444**	+15.084	37.086	26.702	24.656
2	11:33:16.445	**1:18.538**	+5.178	29.649	23.099	25.790
3	11:34:30.090	**1:13.645**	+0.285	29.109	22.586	21.950
4	11:35:43.464	**1:13.374**	+0.014	28.927	**22.464**	21.983
5	11:36:56.872	**1:13.408**	+0.048	29.094	22.485	**21.829**
6	11:38:10.232	**1:13.360**		**28.926**	22.506	21.928
(247) Aiden Beekman						
1	11:31:56.264	**1:23.698**	+9.448	34.587	24.668	24.443
2	11:33:11.340	**1:15.076**	+0.826	29.874	22.770	22.432
3	11:34:26.148	**1:14.808**	+0.558	29.878	22.663	22.267
4	11:35:40.421	**1:14.273**	+0.023	29.711	**22.544**	**22.018**
5	11:36:54.971	**1:14.550**	+0.300	29.549	22.693	22.308
6	11:38:09.221	**1:14.250**		**29.467**	22.737	22.046
(207) Maxime Verriest						
1	11:31:44.556	**1:22.480**	+8.177	34.979	24.412	23.089
2	11:33:05.707	**1:21.151**	+6.848	30.205	23.221	27.725
3	11:34:20.836	**1:15.129**	+0.826	29.819	23.151	22.159
4	11:35:35.590	**1:14.754**	+0.451	29.382	22.865	22.507
5	11:36:50.083	**1:14.493**	+0.190	29.287	22.843	22.363
6	11:38:04.503	**1:14.420**	+0.117	29.295	22.986	**22.139**
7	11:39:18.806	**1:14.303**		**29.198**	**22.784**	22.321
(239) Alexander Coumans						
1	11:31:54.154	**1:23.226**	+8.447	35.368	24.349	23.509
2	11:33:13.391	**1:19.237**	+4.458	30.542	25.451	23.244
3	11:34:32.577	**1:19.186**	+4.407	33.583	23.040	22.563
4	11:35:47.903	**1:15.326**	+0.547	29.809	23.000	22.517
5	11:37:02.682	**1:14.779**		**29.411**	**22.903**	**22.465**
6	11:38:18.088	**1:15.406**	+0.627	29.682	23.172	22.552
(234) Mathis Vangansewinkel						
1	11:31:47.270	**1:19.460**	+4.343	33.070	23.563	22.827
2	11:33:03.154	**1:15.884**	+0.767	29.982	23.227	22.675
3	11:34:18.376	**1:15.222**	+0.105	29.619	23.058	**22.545**
4	11:35:33.493	**1:15.117**		29.685	22.840	22.592
5	11:36:48.955	**1:15.462**	+0.345	29.850	**22.829**	22.783
6	11:38:04.159	**1:15.204**	+0.087	**29.602**	22.845	22.757
7	11:39:20.186	**1:16.027**	+0.910	30.078	23.077	22.872
(250) Bruce Ramboer						
1	11:31:45.761	**1:19.248**	+4.123	32.108	24.094	23.046
2	11:33:01.741	**1:15.980**	+0.855	29.926	23.257	22.797
3	11:34:16.866	**1:15.125**		**29.575**	**22.837**	**22.713**
(259) Finn Grooten						
1	11:32:00.869	**1:26.081**	+9.815	37.081	25.185	23.815
2	11:33:19.401	**1:18.532**	+2.266	31.353	23.930	23.249
3	11:34:36.075	**1:16.674**	+0.408	30.441	23.281	22.952
4	11:35:52.777	**1:16.702**	+0.436	30.686	**23.155**	22.861
5	11:37:09.043	**1:16.266**		**30.067**	23.345	**22.854**
6	11:38:25.737	**1:16.694**	+0.428	30.203	23.524	22.967
(214) Neil Seys						

Lap	Time of Day	Lap Tm	Diff	S1 Tm	S2 Tm	S3 Tm
1	11:31:46.537	**1:22.080**	+8.324	34.397	24.511	23.172
2	11:33:02.749	**1:16.212**	+2.456	30.105	23.354	22.753
3	11:34:19.506	**1:16.757**	+3.001	30.221	23.603	22.933
4	11:35:34.312	**1:14.806**	+1.050	29.614	22.647	22.545
5	11:36:49.175	**1:14.863**	+1.107	29.386	22.796	22.681
6	11:38:04.090	**1:14.915**	+1.159	29.522	22.881	22.512
7	11:39:17.846	**1:13.756**		**29.211**	**22.403**	**22.142**

GK4 Kart Series Round 7

Rotax Max Junior — **Genk 1,360 Km**

Heat 1 — **15.11.2026 13:05**

Race (8:00 and 2 Laps)

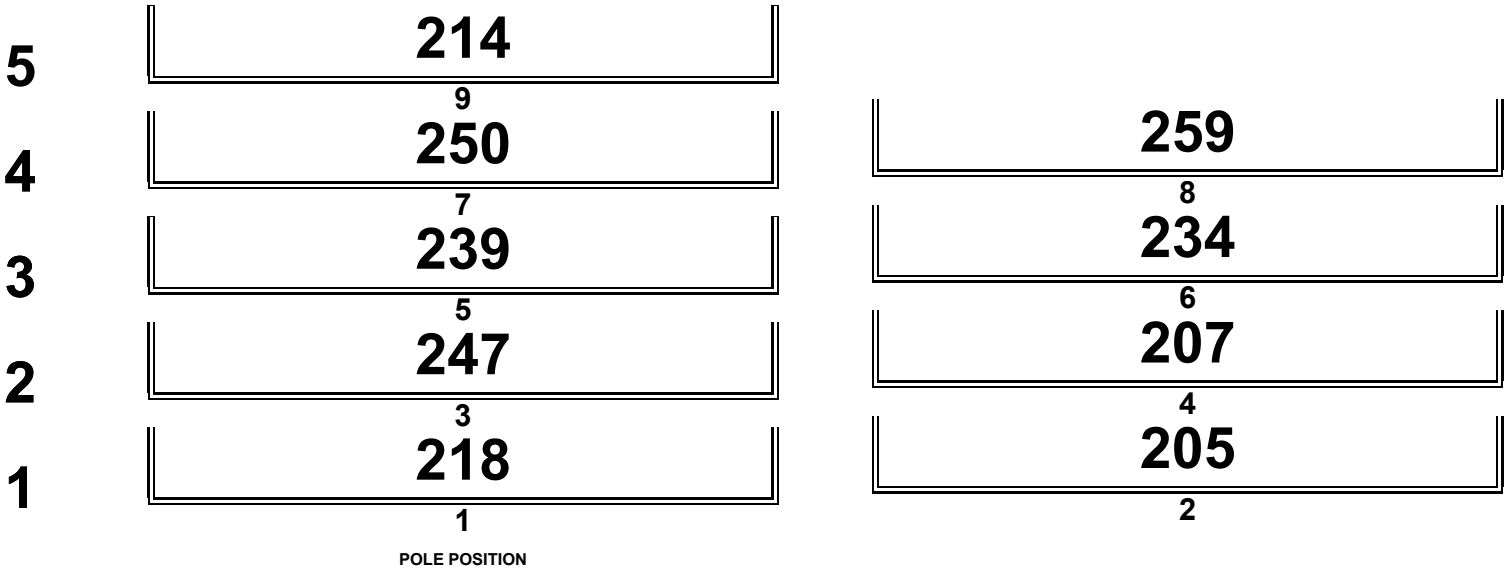

GK4 Kart Series Round 7

Rotax Max Junior — **Genk 1,360 Km**

Heat 1 — **15.11.2026 13:05**

Race (8:00 and 2 Laps) started at 13:08:30

Pos	No.	Name	NAT	Chassis	Raceteam	Laps	Total Tm	Diff	Best Tm	Points	Penalty
1	218	**Ylian Vandenberghe**	BEL		MRK	9	10:32.760		1:09.827	0	
2	207	**Maxime Verriest**	BEL		CRG Belgium	9	10:37.670	4.910	1:10.244	2	
3	205	**Tuur Holiviers**	BEL		DLT Motorsport	9	10:40.233	7.473	1:10.488	3	
4	214	**Neil Seys**	BEL		Maissan Motorsp	9	10:40.634	7.874	1:10.439	4	
5	259	**Finn Grooten**	NLD		Grooten	9	10:46.421	13.661	1:10.771	5	
6	247	**Aiden Beekman**	NLD		Kart Racing Zuid	9	10:49.723	16.963	1:11.145	6	
7	234	**Mathis Vangansewinkel**	BEL		Schepers Racing	9	10:53.208	20.448	1:11.616	7	3 sec
8	239	**Alexander Coumans**	BEL			1	1:13.724	8 Laps	1:13.381	8	
9	250	**Bruce Ramboer**	BEL		MRK	1	1:14.297	8 Laps	1:13.819	9	

Announcements

These results are provisional until the conclusion of any judicial and technical matters!
#234 time penalty 3 sec. (front fairing)

Margin of Victory	km/h	Best Lap Tm	km/h	Best Lap by
4.910	69,638	1:09.827	70,116	218 - Ylian Vandenberghe

Official Timekeeping camp-company.de — **Orbits**

Timekeeping G. Kristensen:

Clerk of the course J. Van Walsum:

Chief Scrutineer Fons van Dun:

Printed: 15.11.2026 13:38:49

posted at: h

GK4 Kart Series Round 7

Rotax Max Junior

Genk 1,360 Km

Heat 1

15.11.2026 13:05

Race (8:00 and 2 Laps) started at 13:08:30

(218) Ylian Vandenberghe

Lap	Time of Day	Lap Tm	Diff	S1 Tm	S2 Tm	S3 Tm
1	13:09:41.386	**1:10.983**	+1.156	28.329	21.686	20.968
2	13:10:51.686	**1:10.300**	+0.473	27.460	21.709	21.131
3	13:12:01.757	**1:10.071**	+0.244	27.407	**21.508**	21.156
4	13:13:12.072	**1:10.315**	+0.488	27.537	21.746	21.032
5	13:14:22.515	**1:10.443**	+0.616	27.676	21.697	21.070
6	13:15:33.126	**1:10.611**	+0.784	27.816	21.647	21.148
7	13:16:43.412	**1:10.286**	+0.459	27.571	21.832	**20.883**
8	13:17:53.239	**1:09.827**		**27.248**	21.653	20.926
9	13:19:03.163	**1:09.924**	+0.097	27.408	21.631	20.885

(207) Maxime Verriest

Lap	Time of Day	Lap Tm	Diff	S1 Tm	S2 Tm	S3 Tm
1	13:09:42.640	**1:11.938**	+1.694	29.212	21.753	20.973
2	13:10:53.267	**1:10.627**	+0.383	27.766	21.888	20.973
3	13:12:04.433	**1:11.166**	+0.922	27.736	22.240	21.190
4	13:13:14.770	**1:10.337**	+0.093	27.750	21.817	**20.770**
5	13:14:25.816	**1:11.046**	+0.802	27.884	21.942	21.220
6	13:15:36.783	**1:10.967**	+0.723	27.956	21.919	21.092
7	13:16:47.162	**1:10.379**	+0.135	27.659	**21.610**	21.110
8	13:17:57.406	**1:10.244**		27.614	21.634	20.996
9	13:19:08.073	**1:10.667**	+0.423	**27.524**	21.955	21.188

(205) Tuur Holiviers

Lap	Time of Day	Lap Tm	Diff	S1 Tm	S2 Tm	S3 Tm
1	13:09:41.743	**1:11.169**	+0.681	28.484	21.950	**20.735**
2	13:10:52.969	**1:11.226**	+0.738	28.017	21.953	21.256
3	13:12:04.823	**1:11.854**	+1.366	27.974	22.167	21.713
4	13:13:15.936	**1:11.113**	+0.625	28.078	21.987	21.048
5	13:14:27.486	**1:11.550**	+1.062	28.204	22.088	21.258
6	13:15:38.745	**1:11.259**	+0.771	28.221	21.982	21.056
7	13:16:49.608	**1:10.863**	+0.375	28.097	21.889	20.877
8	13:18:00.148	**1:10.540**	+0.052	27.977	**21.788**	20.775
9	13:19:10.636	**1:10.488**		**27.514**	21.989	20.985

(214) Neil Seys

Lap	Time of Day	Lap Tm	Diff	S1 Tm	S2 Tm	S3 Tm
1	13:09:44.552	**1:13.514**	+3.075	29.626	22.070	21.818
2	13:10:55.664	**1:11.112**	+0.673	27.834	22.194	21.084
3	13:12:06.909	**1:11.245**	+0.806	28.212	22.146	20.887
4	13:13:17.558	**1:10.649**	+0.210	27.917	**21.728**	21.004
5	13:14:28.174	**1:10.616**	+0.177	28.051	21.758	20.807
6	13:15:38.956	**1:10.782**	+0.343	27.873	22.016	20.893
7	13:16:50.096	**1:11.140**	+0.701	28.172	22.113	20.855
8	13:18:00.535	**1:10.439**		27.893	21.778	**20.768**
9	13:19:11.037	**1:10.502**	+0.063	**27.580**	21.784	21.138

(259) Finn Grooten

Lap	Time of Day	Lap Tm	Diff	S1 Tm	S2 Tm	S3 Tm
1	13:09:45.368	**1:14.352**	+3.581	31.229	21.930	21.193
2	13:10:56.764	**1:11.396**	+0.625	28.244	21.913	21.239
3	13:12:07.987	**1:11.223**	+0.452	28.060	22.017	21.146
4	13:13:18.758	**1:10.771**		27.998	**21.910**	**20.863**
5	13:14:30.840	**1:12.082**	+1.311	28.212	22.214	21.656
6	13:15:42.283	**1:11.443**	+0.672	28.024	21.988	21.431
7	13:16:53.670	**1:11.387**	+0.616	28.271	22.194	20.922
8	13:18:05.303	**1:11.633**	+0.862	27.889	22.281	21.463
9	13:19:16.824	**1:11.521**	+0.750	**27.850**	22.127	21.544

(247) Aiden Beekman

Lap	Time of Day	Lap Tm	Diff	S1 Tm	S2 Tm	S3 Tm
1	13:09:46.903	**1:16.330**	+5.185	33.207	**21.958**	21.165
2	13:10:58.251	**1:11.348**	+0.203	28.156	22.022	21.170
3	13:12:09.544	**1:11.293**	+0.148	28.014	22.101	21.178
4	13:13:21.393	**1:11.849**	+0.704	28.475	22.149	21.225
5	13:14:33.347	**1:11.954**	+0.809	28.516	22.167	21.271
6	13:15:45.717	**1:12.370**	+1.225	28.537	22.413	21.420
7	13:16:57.570	**1:11.853**	+0.708	28.473	22.285	21.095
8	13:18:08.715	**1:11.145**		28.174	21.984	20.987
9	13:19:20.126	**1:11.411**	+0.266	**27.945**	22.596	**20.870**

(234) Mathis Vangansewinkel

Lap	Time of Day	Lap Tm	Diff	S1 Tm	S2 Tm	S3 Tm
1	13:09:43.712	**1:12.903**	+1.287	29.448	22.422	21.033
2	13:10:55.443	**1:11.731**	+0.115	**28.063**	22.354	21.314
3	13:12:07.837	**1:12.394**	+0.778	28.282	22.969	21.143
4	13:13:19.958	**1:12.121**	+0.505	28.561	22.267	21.293
5	13:14:32.593	**1:12.635**	+1.019	28.679	22.475	21.481
6	13:15:44.779	**1:12.186**	+0.570	28.426	**22.197**	21.563
7	13:16:56.688	**1:11.909**	+0.293	28.400	22.234	21.275
8	13:18:08.304	**1:11.616**		28.182	22.431	21.003
9	13:19:20.611	**1:12.307**	+0.691	28.160	23.178	**20.969**

(239) Alexander Coumans

Lap	Time of Day	Lap Tm	Diff	S1 Tm	S2 Tm	S3 Tm
1	13:09:44.127	**1:13.381**		29.667	**22.474**	**21.240**

(250) Bruce Ramboer

Lap	Time of Day	Lap Tm	Diff	S1 Tm	S2 Tm	S3 Tm
1	13:09:44.700	**1:13.819**		30.196	**22.001**	**21.622**

Timekeeping G. Kristensen:

Clerk of the course J. Van Walsum:

Chief Scrutineer Fons van Dun:

Printed: 15.11.2026 13:39:07

posted at: h

GK4 Kart Series Round 7

Lapchart

Rotax Max Junior — **Genk 1,360 Km**

Heat 1 — **15.11.2026 13:05**

Race (8:00 and 2 Laps) started at 13:08:30

Competitors		Laps									
		0	1	2	3	4	5	6	7	8	9
Ylian Vandenberghe (218)	1	218	218	218	218	218	218	218	218	218	218
Aiden Beekman (247)	2	247	205	205	207	207	207	207	207	207	207
Tuur Holiviers (205)	3	205	207	207	205	205	205	205	205	205	205
Maxime Verriest (207)	4	207	234	234	214	214	214	214	214	214	214
Alexander Coumans (239)	5	239	239	214	234	259	259	259	259	259	259
Mathis Vangansewinkel (234)	6	234	214	259	259	234	234	234	234	234	247
Bruce Ramboer (250)	7	250	250	247	247	247	247	247	247	247	234
Finn Grooten (259)	8	259	259								
Neil Seys (214)	9	214	247								

GK4 Kart Series Round 7

Rotax Max Junior — **Genk 1,360 Km**

Heat 2 — **15.11.2026 14:30**

Race (8:00 and 2 Laps)

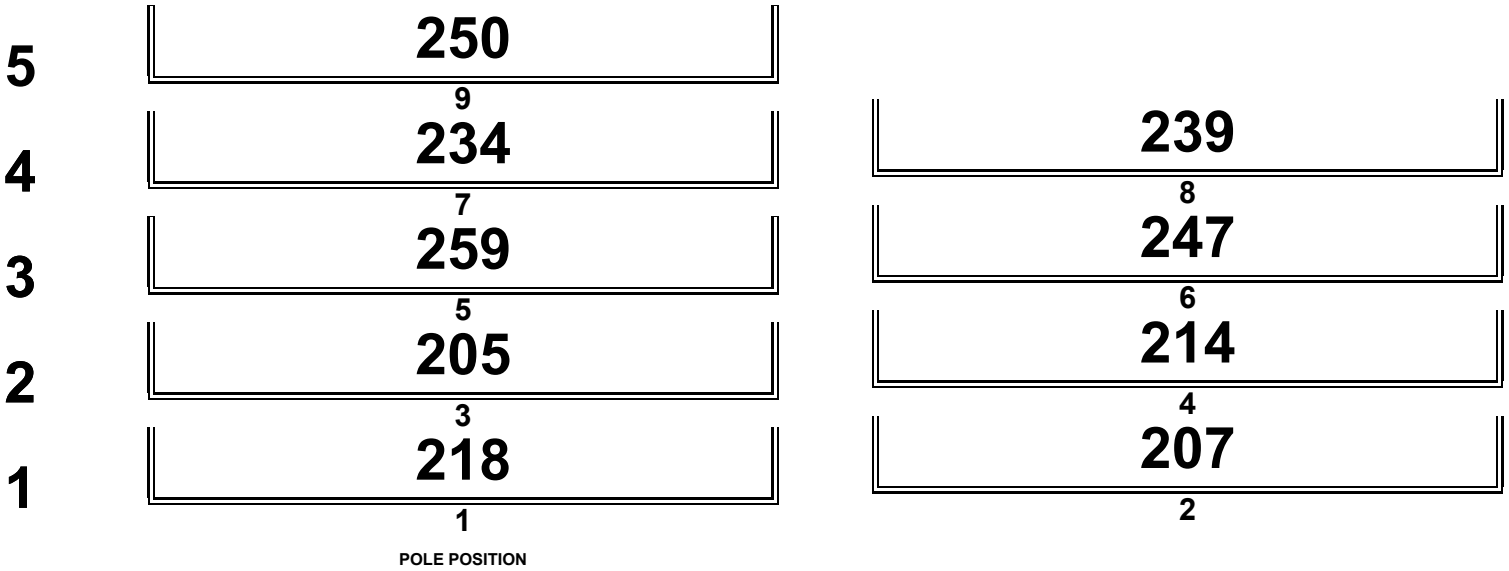

Official Timekeeping camp-company.de — **Orbits**

Timekeeping G. Kristensen:

Clerk of the course J. Van Walsum:

Chief Scrutineer Fons van Dun:

Printed: 15.11.2026 13:39:44

posted at: h

GK4 Kart Series Round 7

Rotax Max Junior — **Genk 1,360 Km**

Heat 2 — **15.11.2026 14:30**

Race (8:00 and 2 Laps) started at 14:33:26

Pos	No.	Name	NAT	Chassis	Raceteam	Laps	Total Tm	Diff	Best Tm	Points	Penalty
1	218	**Ylian Vandenberghe**	BEL		MRK	11	10:44.636		57.328	0	
2	234	**Mathis Vangansewinkel**	BEL		Schepers Racing	11	10:44.740	0.104	57.201	2	
3	247	**Aiden Beekman**	NLD		Kart Racing Zuid	11	10:58.058	13.422	57.744	3	3 sec
4	207	**Maxime Verriest**	BEL		CRG Belgium	11	10:59.828	15.192	58.237	4	
5	214	**Neil Seys**	BEL		Maissan Motorsp	11	11:00.438	15.802	58.101	5	
6	239	**Alexander Coumans**	BEL			11	11:05.997	21.361	57.681	6	
7	259	**Finn Grooten**	NLD		Grooten	11	11:08.886	24.250	58.386	7	
8	250	**Bruce Ramboer**	BEL		MRK	2	2:09.538	9 Laps	1:01.646	8	
9	205	**Tuur Holiviers**	BEL		DLT Motorsport					9	

Announcements

These results are provisional until the conclusion of any judicial and technical matters!
#247 time penalty 3 sec. (front fairing)

Margin of Victory	km/h	Best Lap Tm	km/h	Best Lap by
0.104	83,545	57.201	85,593	234 - Mathis Vangansewinkel

Official Timekeeping camp-company.de — **Orbits**

Timekeeping G. Kristensen:

Clerk of the course J. Van Walsum:

Chief Scrutineer Fons van Dun:

Printed: 15.11.2026 15:02:17

posted at: h

GK4 Kart Series Round 7

Rotax Max Junior

Genk 1,360 Km

Heat 2

15.11.2026 14:30

Race (8:00 and 2 Laps) started at 14:33:26

(218) Ylian Vandenberghe

Lap	Time of Day	Lap Tm	Diff	S1 Tm	S2 Tm	S3 Tm
1	14:34:30.587	**1:03.596**	+6.268	26.354	18.630	18.612
2	14:35:30.889	**1:00.302**	+2.974	24.228	17.883	18.191
3	14:36:30.115	**59.226**	+1.898	23.931	17.418	17.877
4	14:37:28.678	**58.563**	+1.235	23.599	17.285	17.679
5	14:38:26.635	**57.957**	+0.629	23.281	17.165	17.511
6	14:39:24.482	**57.847**	+0.519	23.166	17.111	17.570
7	14:40:22.133	**57.651**	+0.323	23.190	17.011	17.450
8	14:41:19.524	**57.391**	+0.063	23.040	16.996	**17.355**
9	14:42:16.852	**57.328**		**22.973**	16.982	17.373
10	14:43:14.189	**57.337**	+0.009	23.072	**16.891**	17.374
11	14:44:11.627	**57.438**	+0.110	22.996	16.948	17.494

(234) Mathis Vangansewinkel

Lap	Time of Day	Lap Tm	Diff	S1 Tm	S2 Tm	S3 Tm
1	14:34:32.182	**1:04.751**	+7.550	27.298	18.905	18.548
2	14:35:32.127	**59.945**	+2.744	24.249	17.817	17.879
3	14:36:31.071	**58.944**	+1.743	23.782	17.522	17.640
4	14:37:29.376	**58.305**	+1.104	23.576	17.263	17.466
5	14:38:27.123	**57.747**	+0.546	23.252	17.096	17.399
6	14:39:24.687	**57.564**	+0.363	23.137	17.097	17.330
7	14:40:22.362	**57.675**	+0.474	23.204	17.139	17.332
8	14:41:19.951	**57.589**	+0.388	23.104	17.141	17.344
9	14:42:17.208	**57.257**	+0.056	22.963	17.033	17.261
10	14:43:14.530	**57.322**	+0.121	22.999	**17.028**	17.295
11	14:44:11.731	**57.201**		**22.859**	17.141	**17.201**

(247) Aiden Beekman

Lap	Time of Day	Lap Tm	Diff	S1 Tm	S2 Tm	S3 Tm
1	14:34:33.991	**1:06.473**	+8.729	28.102	19.392	18.979
2	14:35:35.876	**1:01.885**	+4.141	25.135	18.326	18.424
3	14:36:36.242	**1:00.366**	+2.622	24.432	17.743	18.191
4	14:37:35.839	**59.597**	+1.853	24.229	17.607	17.761
5	14:38:34.327	**58.488**	+0.744	23.580	17.327	17.581
6	14:39:32.691	**58.364**	+0.620	23.436	17.224	17.704
7	14:40:30.782	**58.091**	+0.347	23.419	17.221	17.451
8	14:41:28.758	**57.976**	+0.232	23.289	17.226	17.461
9	14:42:26.551	**57.793**	+0.049	23.228	17.142	**17.423**
10	14:43:24.295	**57.744**		**23.179**	**17.054**	17.511
11	14:44:22.049	**57.754**	+0.010	23.215	17.071	17.468

(207) Maxime Verriest

Lap	Time of Day	Lap Tm	Diff	S1 Tm	S2 Tm	S3 Tm
1	14:34:34.061	**1:06.849**	+8.612	28.238	19.715	18.896
2	14:35:35.580	**1:01.519**	+3.282	24.759	18.418	18.342
3	14:36:36.079	**1:00.499**	+2.262	24.417	17.711	18.371
4	14:37:36.501	**1:00.422**	+2.185	24.779	17.669	17.974
5	14:38:35.801	**59.300**	+1.063	23.743	17.578	17.979
6	14:39:34.562	**58.761**	+0.524	23.600	17.384	17.777
7	14:40:33.122	**58.560**	+0.323	23.522	17.390	17.648
8	14:41:31.625	**58.503**	+0.266	**23.412**	17.419	17.672
9	14:42:30.243	**58.618**	+0.381	23.445	17.337	17.836
10	14:43:28.480	**58.237**		23.466	17.234	**17.537**
11	14:44:26.819	**58.339**	+0.102	23.470	**17.225**	17.644

(214) Neil Seys

Lap	Time of Day	Lap Tm	Diff	S1 Tm	S2 Tm	S3 Tm
1	14:34:34.234	**1:06.882**	+8.781	28.587	19.507	18.788
2	14:35:36.045	**1:01.811**	+3.710	25.456	18.286	18.069
3	14:36:36.694	**1:00.649**	+2.548	24.478	17.781	18.390
4	14:37:36.705	**1:00.011**	+1.910	24.332	17.654	18.025
5	14:38:35.845	**59.140**	+1.039	23.689	17.684	17.767
6	14:39:34.979	**59.134**	+1.033	23.823	17.635	17.676
7	14:40:33.902	**58.923**	+0.822	23.587	17.619	17.717
8	14:41:32.308	**58.406**	+0.305	23.292	17.450	17.664
9	14:42:31.023	**58.715**	+0.614	23.470	17.562	17.683
10	14:43:29.328	**58.305**	+0.204	23.314	17.283	17.708
11	14:44:27.429	**58.101**		**23.230**	**17.239**	**17.632**

(239) Alexander Coumans

Lap	Time of Day	Lap Tm	Diff	S1 Tm	S2 Tm	S3 Tm
1	14:34:41.712	**1:14.280**	+16.599	36.338	19.180	18.762
2	14:35:43.890	**1:02.178**	+4.497	24.892	19.019	18.267
3	14:36:43.789	**59.899**	+2.218	24.073	17.958	17.868
4	14:37:43.401	**59.612**	+1.931	23.935	17.957	17.720
5	14:38:42.363	**58.962**	+1.281	23.730	17.701	17.531
6	14:39:40.810	**58.447**	+0.766	23.492	17.497	17.458
7	14:40:39.918	**59.108**	+1.427	23.527	18.036	17.545
8	14:41:39.376	**59.458**	+1.777	23.562	18.289	17.607
9	14:42:37.506	**58.130**	+0.449	23.402	17.412	17.316
10	14:43:35.307	**57.801**	+0.120	23.235	17.302	17.264
11	14:44:32.988	**57.681**		**23.185**	**17.240**	**17.256**

(259) Finn Grooten

Lap	Time of Day	Lap Tm	Diff	S1 Tm	S2 Tm	S3 Tm
1	14:34:36.423	**1:09.176**	+10.790	29.807	19.942	19.427
2	14:35:39.421	**1:02.998**	+4.612	25.434	18.900	18.664
3	14:36:40.506	**1:01.085**	+2.699	24.664	18.225	18.196
4	14:37:41.083	**1:00.577**	+2.191	24.365	18.026	18.186
5	14:38:40.731	**59.648**	+1.262	23.984	17.835	17.829
6	14:39:40.132	**59.401**	+1.015	23.861	17.767	17.773
7	14:40:39.573	**59.441**	+1.055	23.799	17.846	17.796
8	14:41:39.812	**1:00.239**	+1.853	23.855	18.578	17.806
9	14:42:38.736	**58.924**	+0.538	23.607	17.630	**17.687**
10	14:43:37.491	**58.755**	+0.369	23.528	17.470	17.757
11	14:44:35.877	**58.386**		**23.272**	**17.361**	17.753

(250) Bruce Ramboer

Lap	Time of Day	Lap Tm	Diff	S1 Tm	S2 Tm	S3 Tm
1	14:34:34.883	**1:07.298**	+5.652	29.877	19.063	18.358
2	14:35:36.529	**1:01.646**		25.198	18.327	**18.121**

GK4 Kart Series Round 7

Lapchart

Rotax Max Junior

Genk 1,360 Km

Heat 2

15.11.2026 14:30

Race (8:00 and 2 Laps) started at 14:33:26

Competitors		Laps											
		0	1	2	3	4	5	6	7	8	9	10	11
Ylian Vandenberghe (218)	1	218	218	218	218	218	218	218	218	218	218	218	218
Maxime Verriest (207)	2	207	234	234	234	234	234	234	234	234	234	234	234
Finn Grooten (259)	3	259	247	207	207	247	247	247	247	247	247	247	247
Neil Seys (214)	4	214	207	247	247	207	207	207	207	207	207	207	207
Mathis Vangansewinkel (234)	5	234	214	214	214	214	214	214	214	214	214	214	214
Alexander Coumans (239)	6	239	250	250	259	259	259	259	259	239	239	239	239
Aiden Beekman (247)	7	247	259	259	239	239	239	239	239	259	259	259	259
Bruce Ramboer (250)	8	250	239	239									
-	9												

GK4 Kart Series Round 7

Rotax Max Junior — **Genk 1,360 Km**

Final — **15.11.2026 15:55**

Race (9:00 and 2 Laps)

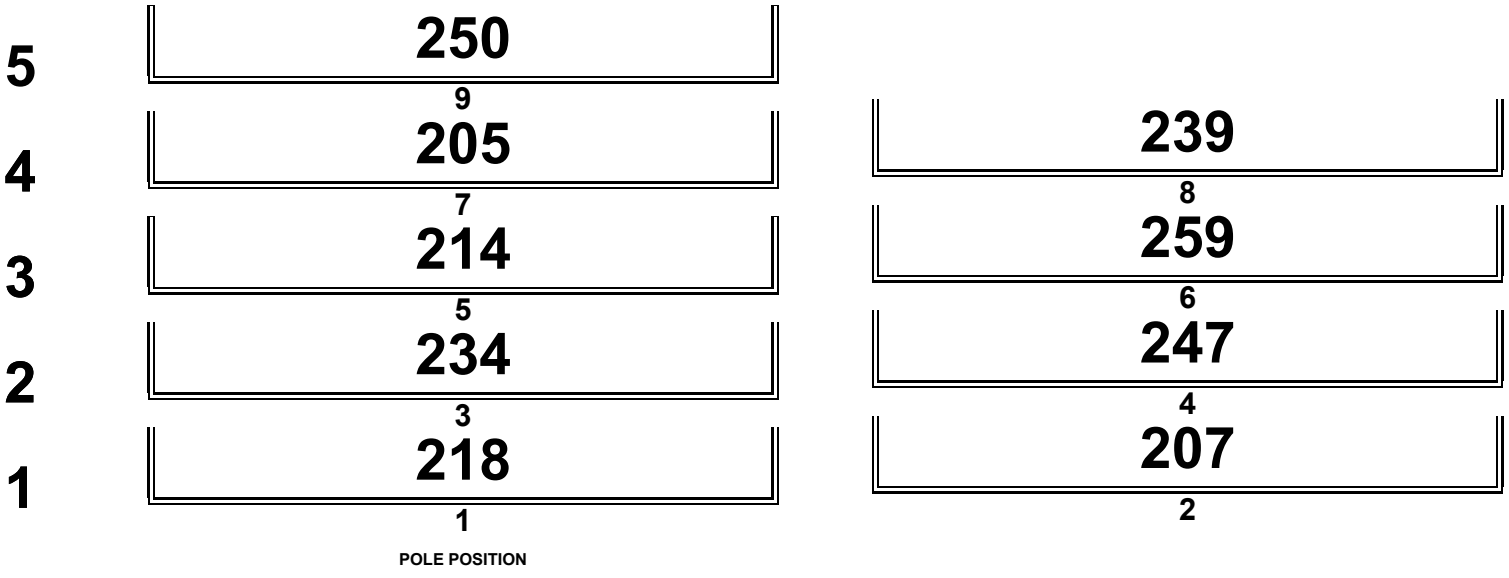

Official Timekeeping camp-company.de — **Orbits**

Timekeeping G. Kristensen:

Clerk of the course J. Van Walsum:

Chief Scrutineer Fons van Dun:

Printed: 15.11.2026 15:03:36

posted at: h

GK4 Kart Series Round 7

Rotax Max Junior — **Genk 1,360 Km**

Final — **15.11.2026 15:55**

Race (9:00 and 2 Laps) started at 15:57:58

Pos	No.	Name	NAT	Chassis	Raceteam	Laps	Total Tm	Diff	Best Tm	Points	Penalty
1	234	**Mathis Vangansewinkel**	BEL		Schepers Racing	12	11:31.323		56.826	80	
2	218	**Ylian Vandenberghe**	BEL		MRK	12	11:33.038	1.715	56.954	76	
3	207	**Maxime Verriest**	BEL		CRG Belgium	12	11:40.373	9.050	57.275	73	
4	247	**Aiden Beekman**	NLD		Kart Racing Zuid	12	11:41.322	9.999	57.330	71	
5	259	**Finn Grooten**	NLD		Grooten	12	11:43.630	12.307	57.496	70	
6	214	**Neil Seys**	BEL		Maissan Motorsp(	12	11:44.067	12.744	57.542	69	
7	239	**Alexander Coumans**	BEL			12	12:06.106	34.783	57.631	68	
8	250	**Bruce Ramboer**	BEL		MRK	4	3:59.030	8 Laps	57.533	67	
9	205	**Tuur Holiviers**	BEL		DLT Motorsport					66	

Announcements

These results are provisional until the conclusion of any judicial and technical matters!

Margin of Victory	km/h	Best Lap Tm	km/h	Best Lap by
1.715	84,985	56.826	86,158	234 - Mathis Vangansewinkel

GK4 Kart Series Round 7

Rotax Max Junior

Genk 1,360 Km

Final

15.11.2026 15:55

Race (9:00 and 2 Laps) started at 15:57:58

(234) Mathis Vangansewinkel

Lap	Time of Day	Lap Tm	Diff	S1 Tm	S2 Tm	S3 Tm
1	15:59:00.097	**1:01.578**	+4.752	25.894	17.833	17.851
2	15:59:58.643	**58.546**	+1.720	23.654	17.382	17.510
3	16:00:56.506	**57.863**	+1.037	23.362	17.241	17.260
4	16:01:53.965	**57.459**	+0.633	23.059	17.131	17.269
5	16:02:51.185	**57.220**	+0.394	22.979	16.990	17.251
6	16:03:48.289	**57.104**	+0.278	22.884	17.039	17.181
7	16:04:45.261	**56.972**	+0.146	22.930	16.902	17.140
8	16:05:42.087	**56.826**		22.870	16.861	**17.095**
9	16:06:38.962	**56.875**	+0.049	**22.809**	16.887	17.179
10	16:07:35.970	**57.008**	+0.182	22.897	**16.855**	17.256
11	16:08:32.908	**56.938**	+0.112	22.859	16.919	17.160
12	16:09:29.745	**56.837**	+0.011	22.855	16.875	17.107

(218) Ylian Vandenberghe

Lap	Time of Day	Lap Tm	Diff	S1 Tm	S2 Tm	S3 Tm
1	15:59:00.692	**1:02.270**	+5.316	26.143	18.133	17.994
2	15:59:59.339	**58.647**	+1.693	23.637	17.392	17.618
3	16:00:57.204	**57.865**	+0.911	23.273	17.176	17.416
4	16:01:54.727	**57.523**	+0.569	23.105	17.021	17.397
5	16:02:52.049	**57.322**	+0.368	23.049	16.955	17.318
6	16:03:49.252	**57.203**	+0.249	22.994	16.945	17.264
7	16:04:46.308	**57.056**	+0.102	22.924	16.908	17.224
8	16:05:43.368	**57.060**	+0.106	22.946	16.878	17.236
9	16:06:40.340	**56.972**	+0.018	**22.818**	16.915	17.239
10	16:07:37.399	**57.059**	+0.105	22.943	16.894	**17.222**
11	16:08:34.506	**57.107**	+0.153	22.857	16.880	17.370
12	16:09:31.460	**56.954**		22.853	**16.870**	17.231

(207) Maxime Verriest

Lap	Time of Day	Lap Tm	Diff	S1 Tm	S2 Tm	S3 Tm
1	15:59:01.409	**1:02.963**	+5.688	26.542	18.330	18.091
2	16:00:01.217	**59.808**	+2.533	24.094	17.922	17.792
3	16:00:59.748	**58.531**	+1.256	23.600	17.392	17.539
4	16:01:58.273	**58.525**	+1.250	23.694	17.360	17.471
5	16:02:56.186	**57.913**	+0.638	23.289	17.234	17.390
6	16:03:54.086	**57.900**	+0.625	23.296	17.177	17.427
7	16:04:51.658	**57.572**	+0.297	23.124	17.091	17.357
8	16:05:49.090	**57.432**	+0.157	23.123	16.988	17.321
9	16:06:46.365	**57.275**		23.034	**16.975**	17.266
10	16:07:43.877	**57.512**	+0.237	23.106	17.144	**17.262**
11	16:08:41.252	**57.375**	+0.100	**23.024**	16.985	17.366
12	16:09:38.795	**57.543**	+0.268	23.094	17.048	17.401

(247) Aiden Beekman

Lap	Time of Day	Lap Tm	Diff	S1 Tm	S2 Tm	S3 Tm
1	15:59:02.020	**1:03.483**	+6.153	26.420	18.614	18.449
2	16:00:02.160	**1:00.140**	+2.810	24.072	17.685	18.383
3	16:01:01.563	**59.403**	+2.073	24.193	17.615	17.595
4	16:01:59.675	**58.112**	+0.782	23.288	17.350	17.474
5	16:02:57.325	**57.650**	+0.320	23.178	17.136	17.336
6	16:03:54.849	**57.524**	+0.194	**23.000**	17.031	17.493
7	16:04:52.252	**57.403**	+0.073	23.025	17.048	17.330
8	16:05:49.753	**57.501**	+0.171	23.003	17.062	17.436
9	16:06:47.370	**57.617**	+0.287	23.111	17.008	17.498
10	16:07:44.700	**57.330**		23.063	17.007	**17.260**
11	16:08:42.273	**57.573**	+0.243	23.111	17.068	17.394
12	16:09:39.744	**57.471**	+0.141	23.044	**17.006**	17.421

(259) Finn Grooten

Lap	Time of Day	Lap Tm	Diff	S1 Tm	S2 Tm	S3 Tm
1	15:59:02.551	**1:03.801**	+6.305	27.323	18.323	18.155
2	16:00:02.364	**59.813**	+2.317	24.082	17.848	17.883
3	16:01:02.267	**59.903**	+2.407	24.326	17.683	17.894
4	16:02:00.597	**58.330**	+0.834	23.534	17.384	17.412
5	16:02:58.390	**57.793**	+0.297	23.218	17.265	17.310
6	16:03:56.284	**57.894**	+0.398	23.205	17.356	17.333
7	16:04:53.957	**57.673**	+0.177	23.123	17.233	17.317
8	16:05:51.750	**57.793**	+0.297	23.292	17.197	17.304
9	16:06:49.246	**57.496**		23.014	17.176	17.306
10	16:07:46.922	**57.676**	+0.180	23.179	17.257	**17.240**
11	16:08:44.463	**57.541**	+0.045	**22.975**	17.242	17.324
12	16:09:42.052	**57.589**	+0.093	23.129	**17.146**	17.314

(214) Neil Seys

Lap	Time of Day	Lap Tm	Diff	S1 Tm	S2 Tm	S3 Tm
1	15:59:02.250	**1:03.616**	+6.074	26.824	18.459	18.333
2	16:00:02.118	**59.868**	+2.326	24.026	17.859	17.983
3	16:01:01.894	**59.776**	+2.234	24.380	17.802	17.594
4	16:02:00.202	**58.308**	+0.766	23.471	17.299	17.538
5	16:02:58.242	**58.040**	+0.498	23.186	17.386	17.468
6	16:03:56.689	**58.447**	+0.905	23.797	17.239	17.411
7	16:04:54.466	**57.777**	+0.235	23.233	17.190	17.354
8	16:05:52.077	**57.611**	+0.069	23.102	17.200	17.309
9	16:06:49.746	**57.669**	+0.127	23.198	17.097	17.374
10	16:07:47.288	**57.542**		23.149	17.109	**17.284**
11	16:08:44.927	**57.639**	+0.097	23.257	**17.065**	17.317
12	16:09:42.489	**57.562**	+0.020	**23.072**	17.177	17.313

(239) Alexander Coumans

Lap	Time of Day	Lap Tm	Diff	S1 Tm	S2 Tm	S3 Tm
1	15:59:21.311	**1:22.447**	+24.816	42.334	21.184	18.929
2	16:00:22.166	**1:00.855**	+3.224	24.888	18.004	17.963
3	16:01:21.254	**59.088**	+1.457	23.926	17.638	17.524
4	16:02:19.751	**58.497**	+0.866	23.422	17.569	17.506
5	16:03:18.752	**59.001**	+1.370	23.703	17.816	17.482
6	16:04:16.983	**58.231**	+0.600	23.502	17.392	17.337
7	16:05:15.186	**58.203**	+0.572	23.398	17.448	17.357
8	16:06:13.161	**57.975**	+0.344	23.251	17.363	17.361
9	16:07:11.008	**57.847**	+0.216	23.247	**17.207**	17.393
10	16:08:08.639	**57.631**		**23.152**	17.280	**17.199**
11	16:09:06.513	**57.874**	+0.243	23.187	17.341	17.346
12	16:10:04.528	**58.015**	+0.384	23.366	17.362	17.287

(250) Bruce Ramboer

Lap	Time of Day	Lap Tm	Diff	S1 Tm	S2 Tm	S3 Tm
1	15:59:01.976	**1:03.211**	+5.678	26.654	18.249	18.308
2	16:00:01.807	**59.831**	+2.298	23.608	18.159	18.064
3	16:00:59.919	**58.112**	+0.579	23.267	17.332	17.513
4	16:01:57.452	**57.533**		23.283	17.060	**17.190**

GK4 Kart Series Round 7

Lapchart

Rotax Max Junior — **Genk 1,360 Km**

Final — **15.11.2026 15:55**

Race (9:00 and 2 Laps) started at 15:57:58

Competitors		Laps												
		0	1	2	3	4	5	6	7	8	9	10	11	12
Ylian Vandenberghe (218)	1	218	234	234	234	234	234	234	234	234	234	234	234	234
Maxime Verriest (207)	2	207	218	218	218	218	218	218	218	218	218	218	218	218
Mathis Vangansewinkel (234)	3	234	207	207	207	250	207	207	207	207	207	207	207	207
Aiden Beekman (247)	4	247	250	250	250	207	247	247	247	247	247	247	247	247
Neil Seys (214)	5	214	247	214	247	247	214	259	259	259	259	259	259	259
Finn Grooten (259)	6	259	214	247	214	214	259	214	214	214	214	214	214	214
Bruce Ramboer (250)	7	250	259	259	259	259	239	239	239	239	239	239	239	239
Alexander Coumans (239)	8	239	239	239	239	239								
-	9													

Timekeeping G. Kristensen:

Clerk of the course J. Van Walsum:

Chief Scrutineer Fons van Dun:

Printed: 15.11.2026 16:47:57

posted at: h







GK4 Kart Series Round 7

Rotax Max Senior — **Genk 1,360 Km**

Warm up 1 — **15.11.2026 09:26**

Practice (8:00 Time) started at 9:26:40

Pos	No.	Name	NAT	Raceteam	Laps	Best Tm	Diff	Gap	In Lap	km/h
1	**304**	Azem Bayram	TUR	Bijnens Maarten Raci	**7**	**1:13.077**			6	66,998
2	**371**	Jasper Lenaerts	BEL	TD Racing	**7**	**1:14.140**	**1.063**	1.063	6	66,037
3	**361**	Daan van Zon	NLD	Sodi Nederland	**7**	**1:14.213**	**1.136**	0.073	6	65,972
4	**313**	Jules de Rouck	BEL	Schepers Racing	**7**	**1:14.608**	**1.531**	0.395	7	65,623
5	**333**	Sven Rongen	NLD	Rongen Racing	**7**	**1:14.686**	**1.609**	0.078	7	65,554
6	**331**	Jake Menten	NLD	Slangen Karting	**7**	**1:14.968**	**1.891**	0.282	6	65,308
7	**309**	Nathan Marichal	BEL		**7**	**1:14.997**	**1.920**	0.029	4	65,283
8	**357**	Sebastian Vogten	NLD	Slangen Karting	**7**	**1:15.155**	**2.078**	0.158	7	65,145
9	**321**	Nick Van Hees	NLD	DFK	**6**	**1:15.686**	**2.609**	0.531	6	64,688
10	**320**	Kenneth Van Moerkerke	BEL	KA Motorsport	**6**	**1:15.749**	**2.672**	0.063	6	64,635
11	**348**	Alexander Knaepkens	BEL	Schepers Racing	**6**	**1:16.012**	**2.935**	0.263	4	64,411
12	**394**	Alex van Opstal	BEL	Slangen Karting	**6**	**1:16.196**	**3.119**	0.184	4	64,255
13	**315**	Daan Van Dun	BEL	V.D. Racing	**6**	**1:16.815**	**3.738**	0.619	4	63,738
14	**399**	Walter Weinhold	BEL	Bijnens Maarten Raci	**6**	**1:16.851**	**3.774**	0.036	5	63,708
15	**346**	Tristen Scheys	BEL		**6**	**1:16.919**	**3.842**	0.068	4	63,651
16	**322**	Jaimy Delissen	NLD	Danny Delissen	**6**	**1:17.084**	**4.007**	0.165	6	63,515
17	**393**	Edge Roose	BEL	Enzo Delanghe	**6**	**1:17.485**	**4.408**	0.401	4	63,186
18	**312**	Brent Spaepen	BEL	SBD Racing	**6**	**1:17.554**	**4.477**	0.069	6	63,130
19	**327**	Nick Soudant	NLD		**5**	**1:17.605**	**4.528**	0.051	4	63,089
20	**350**	Liam van Haecke	BEL	CRG Belgium	**6**	**1:17.608**	**4.531**	0.003	6	63,086
21	**310**	Milan Goens	BEL	TD Racing	**6**	**1:17.860**	**4.783**	0.252	5	62,882
22	**326**	Milan Delmotte	BEL	SFP Racing	**6**	**1:17.881**	**4.804**	0.021	4	62,865
23	**316**	Bart Van Dun	BEL	V.D. Racing	**6**	**1:18.077**	**5.000**	0.196	6	62,707
24	**374**	Lotte Swerts	BEL	SBD Racing	**6**	**1:19.559**	**6.482**	1.482	5	61,539
25	**323**	Mika Bison	NLD	Bison Racing	**5**	**1:21.620**	**8.543**	2.061	2	59,985
26	**377**	Giovanni De Paepe	BEL	SLC Karting					0	-
27	**306**	Cas Tobben	NLD	Kart Racing Zuid					0	-
28	**354**	Matiaz Vereeken	BEL	DVL Power					0	-

GK4 Kart Series Round 7

Rotax Max Senior — Genk 1,360 Km

Warm up 1 — 15.11.2026 09:26

Practice (8:00 Time) started at 9:26:40

(304) Azem Bayram

Lap	Time of Day	Lap Tm	Diff	S1 Tm	S2 Tm	S3 Tm
1	9:28:18.463	**1:17.149**	+4.072	31.514	22.957	22.678
2	9:29:34.317	**1:15.854**	+2.777	30.450	22.767	22.637
3	9:30:50.822	**1:16.505**	+3.428	30.947	22.820	22.738
4	9:32:05.222	**1:14.400**	+1.323	29.666	22.436	22.298
5	9:33:19.194	**1:13.972**	+0.895	29.139	22.683	22.150
6	9:34:32.271	**1:13.077**		28.890	**22.284**	**21.903**
7	9:35:46.062	**1:13.791**	+0.714	**28.815**	22.607	22.369

(371) Jasper Lenaerts

Lap	Time of Day	Lap Tm	Diff	S1 Tm	S2 Tm	S3 Tm
1	9:28:03.314	**1:18.319**	+4.179	31.725	23.825	22.769
2	9:29:19.207	**1:15.893**	+1.753	29.985	23.170	22.738
3	9:30:34.308	**1:15.101**	+0.961	29.917	22.788	22.396
4	9:31:49.427	**1:15.119**	+0.979	29.730	22.773	22.616
5	9:33:03.894	**1:14.467**	+0.327	29.607	**22.544**	22.316
6	9:34:18.034	**1:14.140**		29.403	22.621	**22.116**
7	9:35:32.469	**1:14.435**	+0.295	**29.275**	22.955	22.205

(361) Daan van Zon

Lap	Time of Day	Lap Tm	Diff	S1 Tm	S2 Tm	S3 Tm
1	9:28:10.038	**1:22.289**	+8.076	32.827	26.443	23.019
2	9:29:26.034	**1:15.996**	+1.783	29.902	23.377	22.717
3	9:30:41.400	**1:15.366**	+1.153	30.136	22.781	22.449
4	9:31:55.990	**1:14.590**	+0.377	29.423	22.584	22.583
5	9:33:11.639	**1:15.649**	+1.436	29.709	23.294	22.646
6	9:34:25.852	**1:14.213**		**29.414**	**22.393**	**22.406**
7	9:35:40.369	**1:14.517**	+0.304	29.476	22.611	22.430

(313) Jules de Rouck

Lap	Time of Day	Lap Tm	Diff	S1 Tm	S2 Tm	S3 Tm
1	9:28:11.871	**1:20.359**	+5.751	32.819	24.096	23.444
2	9:29:29.578	**1:17.707**	+3.099	30.288	23.718	23.701
3	9:30:45.206	**1:15.628**	+1.020	30.076	22.972	22.580
4	9:32:00.524	**1:15.318**	+0.710	29.586	23.271	22.461
5	9:33:15.645	**1:15.121**	+0.513	29.693	23.061	**22.367**
6	9:34:30.865	**1:15.220**	+0.612	29.907	22.737	22.576
7	9:35:45.473	**1:14.608**		**29.496**	**22.592**	22.520

(333) Sven Rongen

Lap	Time of Day	Lap Tm	Diff	S1 Tm	S2 Tm	S3 Tm
1	9:28:15.487	**1:23.245**	+8.559	34.112	24.038	25.095
2	9:29:33.666	**1:18.179**	+3.493	30.799	23.631	23.749
3	9:30:50.123	**1:16.457**	+1.771	30.431	23.441	22.585
4	9:32:07.452	**1:17.329**	+2.643	30.451	24.102	22.776
5	9:33:22.310	**1:14.858**	+0.172	**29.194**	22.571	23.093
6	9:34:37.334	**1:15.024**	+0.338	29.563	22.766	22.695
7	9:35:52.020	**1:14.686**		29.576	**22.559**	**22.551**

(331) Jake Menten

Lap	Time of Day	Lap Tm	Diff	S1 Tm	S2 Tm	S3 Tm
1	9:28:04.608	**1:19.348**	+4.380	31.303	24.710	23.335
2	9:29:21.073	**1:16.465**	+1.497	30.029	23.279	23.157
3	9:30:37.686	**1:16.613**	+1.645	29.981	23.709	22.923
4	9:31:53.663	**1:15.977**	+1.009	29.595	23.549	22.833
5	9:33:09.481	**1:15.818**	+0.850	29.795	23.306	22.717
6	9:34:24.449	**1:14.968**		**29.490**	**23.033**	**22.445**
7	9:35:41.063	**1:16.614**	+1.646	29.865	23.268	23.481

(309) Nathan Marichal

Lap	Time of Day	Lap Tm	Diff	S1 Tm	S2 Tm	S3 Tm
1	9:28:08.810	**1:20.785**	+5.788	32.842	24.649	23.294
2	9:29:25.667	**1:16.857**	+1.860	30.859	23.099	22.899
3	9:30:40.892	**1:15.225**	+0.228	29.624	22.879	**22.722**
4	9:31:55.889	**1:14.997**		**29.309**	**22.832**	22.856
5	9:33:12.475	**1:16.586**	+1.589	29.941	23.851	22.794
6	9:34:28.677	**1:16.202**	+1.205	30.423	22.865	22.914
7	9:35:44.579	**1:15.902**	+0.905	29.948	23.201	22.753

(357) Sebastian Vogten

Lap	Time of Day	Lap Tm	Diff	S1 Tm	S2 Tm	S3 Tm
1	9:28:06.037	**1:20.133**	+4.978	32.403	24.464	23.266
2	9:29:23.051	**1:17.014**	+1.859	30.535	23.263	23.216
3	9:30:39.191	**1:16.140**	+0.985	30.169	23.246	22.725
4	9:31:55.192	**1:16.001**	+0.846	29.909	23.265	22.827
5	9:33:11.242	**1:16.050**	+0.895	29.884	23.295	22.871
6	9:34:28.081	**1:16.839**	+1.684	30.578	23.138	23.123
7	9:35:43.236	**1:15.155**		**29.676**	**22.924**	**22.555**

(321) Nick Van Hees

Lap	Time of Day	Lap Tm	Diff	S1 Tm	S2 Tm	S3 Tm
1	9:28:15.242	**1:21.829**	+6.143	33.308	24.366	24.155
2	9:29:33.122	**1:17.880**	+2.194	30.916	23.556	23.408
3	9:30:51.336	**1:18.214**	+2.528	31.097	23.741	23.376
4	9:32:09.092	**1:17.756**	+2.070	30.376	23.786	23.594
5	9:33:25.591	**1:16.499**	+0.813	30.385	23.150	22.964
6	9:34:41.277	**1:15.686**		**29.916**	**22.979**	**22.791**

(320) Kenneth Van Moerkerke

Lap	Time of Day	Lap Tm	Diff	S1 Tm	S2 Tm	S3 Tm
1	9:28:26.209	**1:19.291**	+3.542	32.242	23.549	23.500
2	9:29:42.798	**1:16.589**	+0.840	30.377	23.025	23.187
3	9:30:59.450	**1:16.652**	+0.903	**30.014**	23.102	23.536
4	9:32:21.581	**1:22.131**	+6.382	31.096	27.874	23.161
5	9:33:37.341	**1:15.760**	+0.011	30.027	23.107	22.626
6	9:34:53.090	**1:15.749**		30.221	**22.914**	**22.614**

(348) Alexander Knaepkens

Lap	Time of Day	Lap Tm	Diff	S1 Tm	S2 Tm	S3 Tm
1	9:28:19.211	**1:27.432**	+11.420	33.216	23.738	30.478
2	9:29:37.430	**1:18.219**	+2.207	31.006	24.025	23.188
3	9:30:55.806	**1:18.376**	+2.364	30.897	**22.960**	24.519
4	9:32:11.818	**1:16.012**		30.127	23.112	**22.773**
5	9:33:35.856	**1:24.038**	+8.026	30.594	30.595	22.849
6	9:34:51.914	**1:16.058**	+0.046	**30.121**	23.156	22.781

(394) Alex van Opstal

Lap	Time of Day	Lap Tm	Diff	S1 Tm	S2 Tm	S3 Tm
1	9:28:55.685	**1:20.315**	+4.119	33.015	24.450	22.850
2	9:30:13.241	**1:17.556**	+1.360	30.901	23.538	23.117
3	9:31:29.749	**1:16.508**	+0.312	30.092	23.504	22.912
4	9:32:45.945	**1:16.196**		**29.972**	23.511	**22.713**
5	9:34:02.536	**1:16.591**	+0.395	29.999	23.502	23.090
6	9:35:19.014	**1:16.478**	+0.282	30.134	**23.334**	23.010

(315) Daan Van Dun

Lap	Time of Day	Lap Tm	Diff	S1 Tm	S2 Tm	S3 Tm
1	9:28:10.634	**1:24.207**	+7.392	33.497	25.905	24.805
2	9:29:30.639	**1:20.005**	+3.190	30.429	25.403	24.173
3	9:30:48.180	**1:17.541**	+0.726	30.891	23.746	22.904
4	9:32:04.995	**1:16.815**		**30.202**	**23.654**	22.959
5	9:33:30.663	**1:25.668**	+8.853	38.132	24.728	**22.808**
6	9:34:48.974	**1:18.311**	+1.496	30.739	24.274	23.298

(399) Walter Weinhold

Lap	Time of Day	Lap Tm	Diff	S1 Tm	S2 Tm	S3 Tm
1	9:28:19.502	**1:21.844**	+4.993	32.999	24.476	24.369
2	9:29:38.099	**1:18.597**	+1.746	31.302	23.685	23.610
3	9:30:56.440	**1:18.341**	+1.490	30.762	24.119	23.460
4	9:32:14.436	**1:17.996**	+1.145	31.228	**23.657**	23.111
5	9:33:31.287	**1:16.851**		**29.939**	24.011	**22.901**
6	9:34:48.382	**1:17.095**	+0.244	30.308	23.690	23.097

(346) Tristen Scheys

Lap	Time of Day	Lap Tm	Diff	S1 Tm	S2 Tm	S3 Tm
1	9:28:50.658	**1:23.476**	+6.557	34.275	24.777	24.424
2	9:30:10.272	**1:19.614**	+2.695	31.513	24.228	23.873
3	9:31:28.129	**1:17.857**	+0.938	30.752	23.813	23.292
4	9:32:45.048	**1:16.919**		**30.453**	23.499	**22.967**
5	9:34:02.736	**1:17.688**	+0.769	30.557	**23.474**	23.657
6	9:35:19.989	**1:17.253**	+0.334	30.668	23.532	23.053

(322) Jaimy Delissen

Lap	Time of Day	Lap Tm	Diff	S1 Tm	S2 Tm	S3 Tm
1	9:28:08.268	**1:22.589**	+5.505	34.001	24.701	23.887
2	9:29:31.836	**1:23.568**	+6.484	31.526	23.978	28.064

GK4 Kart Series Round 7

Rotax Max Senior

Genk 1,360 Km

Warm up 1

15.11.2026 09:26

Practice (8:00 Time) started at 9:26:40

Lap	Time of Day	Lap Tm	Diff	S1 Tm	S2 Tm	S3 Tm
3	9:30:49.974	**1:18.138**	+1.054	30.864	23.914	23.360
4	9:32:08.905	**1:18.931**	+1.847	31.158	24.200	23.573
5	9:33:26.169	**1:17.264**	+0.180	30.924	**23.368**	**22.972**
6	9:34:43.253	**1:17.084**		**30.501**	23.388	23.195

(393) Edge Roose

Lap	Time of Day	Lap Tm	Diff	S1 Tm	S2 Tm	S3 Tm
1	9:28:13.301	**1:24.698**	+7.213	34.365	25.743	24.590
2	9:29:33.732	**1:20.431**	+2.946	31.702	24.836	23.893
3	9:30:54.029	**1:20.297**	+2.812	31.800	24.977	23.520
4	9:32:11.514	**1:17.485**		30.745	**23.761**	**22.979**
5	9:33:30.473	**1:18.959**	+1.474	31.468	24.351	23.140
6	9:34:49.823	**1:19.350**	+1.865	**30.422**	25.038	23.890

(312) Brent Spaepen

Lap	Time of Day	Lap Tm	Diff	S1 Tm	S2 Tm	S3 Tm
1	9:28:17.584	**1:26.931**	+9.377	36.000	25.771	25.160
2	9:29:38.500	**1:20.916**	+3.362	32.259	25.204	23.453
3	9:30:56.706	**1:18.206**	+0.652	30.773	24.264	23.169
4	9:32:15.509	**1:18.803**	+1.249	31.809	23.747	23.247
5	9:33:33.327	**1:17.818**	+0.264	30.683	23.978	**23.157**
6	9:34:50.881	**1:17.554**		**30.560**	**23.603**	23.391

(327) Nick Soudant

Lap	Time of Day	Lap Tm	Diff	S1 Tm	S2 Tm	S3 Tm
1	9:28:30.187	**1:22.337**	+4.732	32.665	24.134	25.538
2	9:32:02.109	**3:31.922**	+2:14.317	33.437	24.677	2:33.808
3	9:33:22.230	**1:20.121**	+2.516	31.670	24.850	23.601
4	9:34:39.835	**1:17.605**		**30.968**	**23.294**	23.343
5	9:35:57.994	**1:18.159**	+0.554	31.434	23.593	**23.132**

(350) Liam van Haecke

Lap	Time of Day	Lap Tm	Diff	S1 Tm	S2 Tm	S3 Tm
1	9:28:29.453	**1:21.326**	+3.718	33.132	24.202	23.992
2	9:29:48.467	**1:19.014**	+1.406	31.420	23.799	23.795
3	9:31:06.799	**1:18.332**	+0.724	30.857	23.989	23.486
4	9:32:24.809	**1:18.010**	+0.402	30.670	**23.795**	23.545
5	9:33:43.102	**1:18.293**	+0.685	30.782	24.551	**22.960**
6	9:35:00.710	**1:17.608**		**30.279**	24.269	23.060

(310) Milan Goens

Lap	Time of Day	Lap Tm	Diff	S1 Tm	S2 Tm	S3 Tm
1	9:28:16.866	**1:23.797**	+5.937	34.595	24.759	24.443
2	9:29:37.163	**1:20.297**	+2.437	32.523	24.187	23.587
3	9:30:56.102	**1:18.939**	+1.079	31.513	23.901	23.525
4	9:32:15.179	**1:19.077**	+1.217	31.200	24.018	23.859
5	9:33:33.039	**1:17.860**		30.623	**23.867**	**23.370**
6	9:34:51.239	**1:18.200**	+0.340	**30.468**	24.318	23.414

(326) Milan Delmotte

Lap	Time of Day	Lap Tm	Diff	S1 Tm	S2 Tm	S3 Tm
1	9:28:21.365	**1:22.765**	+4.884	33.553	24.983	24.229
2	9:29:40.587	**1:19.222**	+1.341	31.677	23.890	23.655
3	9:30:58.620	**1:18.033**	+0.152	31.006	23.628	23.399
4	9:32:16.501	**1:17.881**		31.186	**23.450**	23.245
5	9:33:34.819	**1:18.318**	+0.437	**30.840**	24.281	23.197
6	9:34:52.855	**1:18.036**	+0.155	30.877	24.043	**23.116**

(316) Bart Van Dun

Lap	Time of Day	Lap Tm	Diff	S1 Tm	S2 Tm	S3 Tm
1	9:28:13.191	**1:25.484**	+7.407	33.995	25.195	26.294
2	9:29:34.255	**1:21.064**	+2.987	32.271	24.753	24.040
3	9:30:54.439	**1:20.184**	+2.107	31.544	24.560	24.080
4	9:32:13.302	**1:18.863**	+0.786	30.651	24.371	23.841
5	9:33:32.052	**1:18.750**	+0.673	30.927	24.245	**23.578**
6	9:34:50.129	**1:18.077**		**30.502**	**23.978**	23.597

(374) Lotte Swerts

Lap	Time of Day	Lap Tm	Diff	S1 Tm	S2 Tm	S3 Tm
1	9:28:19.756	**1:24.444**	+4.885	33.766	25.072	25.606
2	9:29:41.793	**1:22.037**	+2.478	32.263	25.083	24.691
3	9:31:10.240	**1:28.447**	+8.888	31.908	24.291	32.248
4	9:32:33.623	**1:23.383**	+3.824	**31.058**	27.953	24.372
5	9:33:53.182	**1:19.559**		31.158	**24.204**	24.197

Lap	Time of Day	Lap Tm	Diff	S1 Tm	S2 Tm	S3 Tm
6	9:35:15.542	**1:22.360**	+2.801	31.300	26.878	**24.182**

(323) Mika Bison

Lap	Time of Day	Lap Tm	Diff	S1 Tm	S2 Tm	S3 Tm
1	9:28:11.831	**1:24.500**	+2.880	33.665	26.222	24.613
2	9:29:33.451	**1:21.620**		31.981	25.023	24.616
3	9:30:55.869	**1:22.418**	+0.798	**31.953**	25.698	24.767
4	9:32:17.507	**1:21.638**	+0.018	32.798	**24.810**	**24.030**
5	9:33:55.875	**1:38.368**	+16.748	35.669	28.438	34.261

GK4 Kart Series Round 7

Rotax Max Senior — **Genk 1,360 Km**

Warm up 2 — **15.11.2026 10:41**

Practice (8:00 Time) started at 10:40:52

Pos	No.	Name	NAT	Raceteam	Laps	Best Tm	Diff	Gap	In Lap	km/h
1	**304**	Azem Bayram	TUR	Bijnens Maarten Raci	**7**	**1:11.680**			6	68,304
2	**371**	Jasper Lenaerts	BEL	TD Racing	**7**	**1:12.253**	**0.573**	0.573	4	67,762
3	**321**	Nick Van Hees	NLD	DFK	**7**	**1:12.630**	**0.950**	0.377	7	67,410
4	**354**	Matiaz Vereeken	BEL	DVL Power	**7**	**1:12.663**	**0.983**	0.033	7	67,380
5	**331**	Jake Menten	NLD	Slangen Karting	**7**	**1:13.086**	**1.406**	0.423	5	66,990
6	**361**	Daan van Zon	NLD	Sodi Nederland	**7**	**1:13.095**	**1.415**	0.009	4	66,981
7	**357**	Sebastian Vogten	NLD	Slangen Karting	**7**	**1:13.206**	**1.526**	0.111	6	66,880
8	**312**	Brent Spaepen	BEL	SBD Racing	**7**	**1:13.563**	**1.883**	0.357	6	66,555
9	**348**	Alexander Knaepkens	BEL	Schepers Racing	**7**	**1:13.625**	**1.945**	0.062	7	66,499
10	**309**	Nathan Marichal	BEL		**7**	**1:13.687**	**2.007**	0.062	7	66,443
11	**313**	Jules de Rouck	BEL	Schepers Racing	**5**	**1:13.794**	**2.114**	0.107	5	66,347
12	**322**	Jaimy Delissen	NLD	Danny Delissen	**7**	**1:13.817**	**2.137**	0.023	6	66,326
13	**333**	Sven Rongen	NLD	Rongen Racing	**2**	**1:13.921**	**2.241**	0.104	2	66,233
14	**326**	Milan Delmotte	BEL	SFP Racing	**7**	**1:14.139**	**2.459**	0.218	6	66,038
15	**315**	Daan Van Dun	BEL	V.D. Racing	**7**	**1:14.192**	**2.512**	0.053	5	65,991
16	**306**	Cas Tobben	NLD	Kart Racing Zuid	**6**	**1:14.250**	**2.570**	0.058	5	65,939
17	**320**	Kenneth Van Moerkerke	BEL	KA Motorsport	**6**	**1:14.355**	**2.675**	0.105	5	65,846
18	**399**	Walter Weinhold	BEL	Bijnens Maarten Raci	**7**	**1:14.373**	**2.693**	0.018	4	65,830
19	**394**	Alex van Opstal	BEL	Slangen Karting	**6**	**1:14.556**	**2.876**	0.183	6	65,669
20	**316**	Bart Van Dun	BEL	V.D. Racing	**7**	**1:14.560**	**2.880**	0.004	7	65,665
21	**310**	Milan Goens	BEL	TD Racing	**6**	**1:15.161**	**3.481**	0.601	5	65,140
22	**350**	Liam van Haecke	BEL	CRG Belgium	**6**	**1:15.329**	**3.649**	0.168	3	64,995
23	**327**	Nick Soudant	NLD		**6**	**1:15.411**	**3.731**	0.082	6	64,924
24	**346**	Tristen Scheys	BEL		**6**	**1:16.349**	**4.669**	0.938	6	64,127
25	**393**	Edge Roose	BEL	Enzo Delanghe	**6**	**1:16.591**	**4.911**	0.242	4	63,924
26	**377**	Giovanni De Paepe	BEL	SLC Karting	**6**	**1:17.080**	**5.400**	0.489	5	63,518
27	**374**	Lotte Swerts	BEL	SBD Racing	**5**	**1:17.339**	**5.659**	0.259	3	63,306
28	**323**	Mika Bison	NLD	Bison Racing	**5**	**1:20.368**	**8.688**	3.029	4	60,920

GK4 Kart Series Round 7

Rotax Max Senior

Genk 1,360 Km

Warm up 2

15.11.2026 10:41

Practice (8:00 Time) started at 10:40:52

(304) Azem Bayram

Lap	Time of Day	Lap Tm	Diff	S1 Tm	S2 Tm	S3 Tm
1	10:42:27.521	**1:15.274**	+3.594	30.574	22.662	22.038
2	10:43:41.698	**1:14.177**	+2.497	30.323	22.446	**21.408**
3	10:44:54.836	**1:13.138**	+1.458	28.389	22.574	22.175
4	10:46:07.007	**1:12.171**	+0.491	28.710	21.936	21.525
5	10:47:18.957	**1:11.950**	+0.270	28.461	21.867	21.622
6	10:48:30.637	**1:11.680**		**28.272**	**21.797**	21.611
7	10:49:43.964	**1:13.327**	+1.647	28.717	22.434	22.176

(371) Jasper Lenaerts

Lap	Time of Day	Lap Tm	Diff	S1 Tm	S2 Tm	S3 Tm
1	10:42:22.516	**1:15.695**	+3.442	31.043	22.676	21.976
2	10:43:35.993	**1:13.477**	+1.224	29.340	22.072	22.065
3	10:44:48.822	**1:12.829**	+0.576	28.815	22.314	21.700
4	10:46:01.075	**1:12.253**		**28.616**	22.142	**21.495**
5	10:47:13.615	**1:12.540**	+0.287	28.676	22.174	21.690
6	10:48:25.932	**1:12.317**	+0.064	28.785	**21.873**	21.659
7	10:49:38.547	**1:12.615**	+0.362	28.890	22.119	21.606

(321) Nick Van Hees

Lap	Time of Day	Lap Tm	Diff	S1 Tm	S2 Tm	S3 Tm
1	10:42:31.127	**1:19.741**	+7.111	34.361	23.231	22.149
2	10:43:44.499	**1:13.372**	+0.742	29.320	22.136	21.916
3	10:44:58.156	**1:13.657**	+1.027	28.959	22.708	21.990
4	10:46:11.345	**1:13.189**	+0.559	29.004	22.216	21.969
5	10:47:25.035	**1:13.690**	+1.060	29.204	22.859	**21.627**
6	10:48:38.394	**1:13.359**	+0.729	29.238	**22.052**	22.069
7	10:49:51.024	**1:12.630**		**28.759**	22.125	21.746

(354) Matiaz Vereeken

Lap	Time of Day	Lap Tm	Diff	S1 Tm	S2 Tm	S3 Tm
1	10:42:38.635	**1:17.160**	+4.497	31.591	22.793	22.776
2	10:43:53.609	**1:14.974**	+2.311	29.632	23.074	22.268
3	10:45:08.456	**1:14.847**	+2.184	29.523	23.053	22.271
4	10:46:21.820	**1:13.364**	+0.701	29.100	22.392	**21.872**
5	10:47:35.319	**1:13.499**	+0.836	28.970	22.337	22.192
6	10:48:48.276	**1:12.957**	+0.294	**28.631**	22.333	21.993
7	10:50:00.939	**1:12.663**		28.719	**22.010**	21.934

(331) Jake Menten

Lap	Time of Day	Lap Tm	Diff	S1 Tm	S2 Tm	S3 Tm
1	10:42:21.437	**1:16.982**	+3.896	31.189	23.564	22.229
2	10:43:35.616	**1:14.179**	+1.093	29.424	22.776	21.979
3	10:44:50.192	**1:14.576**	+1.490	29.585	22.908	22.083
4	10:46:03.775	**1:13.583**	+0.497	29.072	22.452	22.059
5	10:47:16.861	**1:13.086**		**28.815**	22.373	**21.898**
6	10:48:30.195	**1:13.334**	+0.248	29.081	**22.334**	21.919
7	10:49:43.623	**1:13.428**	+0.342	28.832	22.689	21.907

(361) Daan van Zon

Lap	Time of Day	Lap Tm	Diff	S1 Tm	S2 Tm	S3 Tm
1	10:42:19.310	**1:14.957**	+1.862	30.474	22.526	21.957
2	10:43:32.994	**1:13.684**	+0.589	29.168	22.422	22.094
3	10:44:46.197	**1:13.203**	+0.108	28.748	22.334	22.121
4	10:45:59.292	**1:13.095**		28.894	**22.179**	22.022
5	10:47:12.396	**1:13.104**	+0.009	**28.704**	22.342	22.058
6	10:48:25.863	**1:13.467**	+0.372	28.858	22.382	22.227
7	10:49:39.932	**1:14.069**	+0.974	29.690	22.455	**21.924**

(357) Sebastian Vogten

Lap	Time of Day	Lap Tm	Diff	S1 Tm	S2 Tm	S3 Tm
1	10:42:23.007	**1:17.366**	+4.160	31.385	23.390	22.591
2	10:43:38.374	**1:15.367**	+2.161	29.598	23.068	22.701
3	10:44:52.241	**1:13.867**	+0.661	29.201	22.627	22.039
4	10:46:06.249	**1:14.008**	+0.802	29.046	22.702	22.260
5	10:47:21.468	**1:15.219**	+2.013	29.836	23.076	22.307
6	10:48:34.674	**1:13.206**		**28.802**	**22.504**	**21.900**
7	10:49:48.407	**1:13.733**	+0.527	29.099	22.605	22.029

(312) Brent Spaepen

Lap	Time of Day	Lap Tm	Diff	S1 Tm	S2 Tm	S3 Tm
1	10:42:34.159	**1:20.126**	+6.563	32.984	24.342	22.800
2	10:43:52.462	**1:18.303**	+4.740	30.981	24.330	22.992
3	10:45:09.148	**1:16.686**	+3.123	30.053	23.818	22.815
4	10:46:23.853	**1:14.705**	+1.142	29.245	22.921	22.539
5	10:47:38.161	**1:14.308**	+0.745	29.195	23.057	**22.056**
6	10:48:51.724	**1:13.563**		**28.747**	**22.687**	22.129
7	10:50:05.535	**1:13.811**	+0.248	28.867	22.776	22.168

(348) Alexander Knaepkens

Lap	Time of Day	Lap Tm	Diff	S1 Tm	S2 Tm	S3 Tm
1	10:42:32.802	**1:20.542**	+6.917	33.738	24.067	22.737
2	10:43:47.856	**1:15.054**	+1.429	29.751	22.537	22.766
3	10:45:02.364	**1:14.508**	+0.883	29.571	22.623	22.314
4	10:46:16.737	**1:14.373**	+0.748	29.413	22.593	22.367
5	10:47:32.247	**1:15.510**	+1.885	30.048	23.359	22.103
6	10:48:46.436	**1:14.189**	+0.564	29.451	22.442	22.296
7	10:50:00.061	**1:13.625**		**29.357**	**22.405**	**21.863**

(309) Nathan Marichal

Lap	Time of Day	Lap Tm	Diff	S1 Tm	S2 Tm	S3 Tm
1	10:42:25.580	**1:18.264**	+4.577	31.447	24.015	22.802
2	10:43:40.240	**1:14.660**	+0.973	29.442	22.770	22.448
3	10:44:54.795	**1:14.555**	+0.868	29.355	22.805	22.395
4	10:46:09.143	**1:14.348**	+0.661	29.151	22.900	22.297
5	10:47:23.337	**1:14.194**	+0.507	29.303	22.507	22.384
6	10:48:37.279	**1:13.942**	+0.255	28.964	**22.337**	22.641
7	10:49:50.966	**1:13.687**		**28.894**	22.546	**22.247**

(313) Jules de Rouck

Lap	Time of Day	Lap Tm	Diff	S1 Tm	S2 Tm	S3 Tm
1	10:44:24.114	**3:12.683**	+1:58.889	37.467	25.389	2:09.827
2	10:45:39.745	**1:15.631**	+1.837	30.447	22.701	22.483
3	10:46:53.795	**1:14.050**	+0.256	29.178	22.501	22.371
4	10:48:07.852	**1:14.057**	+0.263	**29.063**	22.605	22.389
5	10:49:21.646	**1:13.794**		29.078	**22.404**	**22.312**

(322) Jaimy Delissen

Lap	Time of Day	Lap Tm	Diff	S1 Tm	S2 Tm	S3 Tm
1	10:42:24.381	**1:18.045**	+4.228	31.882	23.387	22.776
2	10:43:39.562	**1:15.181**	+1.364	29.834	22.937	22.410
3	10:44:53.551	**1:13.989**	+0.172	29.418	22.384	22.187
4	10:46:07.821	**1:14.270**	+0.453	**29.154**	22.523	22.593
5	10:47:22.405	**1:14.584**	+0.767	29.553	22.695	22.336
6	10:48:36.222	**1:13.817**		29.355	**22.324**	22.138
7	10:49:50.304	**1:14.082**	+0.265	29.549	22.621	**21.912**

(333) Sven Rongen

Lap	Time of Day	Lap Tm	Diff	S1 Tm	S2 Tm	S3 Tm
1	10:48:28.770	**1:15.440**	+1.519	30.684	22.464	**22.292**
2	10:49:42.691	**1:13.921**		**29.457**	**22.128**	22.336

(326) Milan Delmotte

Lap	Time of Day	Lap Tm	Diff	S1 Tm	S2 Tm	S3 Tm
1	10:42:28.983	**1:17.866**	+3.727	31.550	23.578	22.738
2	10:43:48.254	**1:19.271**	+5.132	32.438	23.622	23.211
3	10:45:03.277	**1:15.023**	+0.884	29.920	22.717	22.386
4	10:46:18.244	**1:14.967**	+0.828	29.676	22.711	22.580
5	10:47:33.510	**1:15.266**	+1.127	29.268	23.368	22.630
6	10:48:47.649	**1:14.139**		**29.246**	22.601	22.292
7	10:50:02.344	**1:14.695**	+0.556	30.001	**22.589**	**22.105**

(315) Daan Van Dun

Lap	Time of Day	Lap Tm	Diff	S1 Tm	S2 Tm	S3 Tm
1	10:42:27.013	**1:19.340**	+5.148	32.169	23.988	23.183
2	10:43:43.858	**1:16.845**	+2.653	29.830	23.661	23.354
3	10:44:59.323	**1:15.465**	+1.273	29.755	23.563	22.147
4	10:46:13.915	**1:14.592**	+0.400	**29.073**	23.093	22.426
5	10:47:28.107	**1:14.192**		29.558	**22.829**	**21.805**
6	10:48:43.003	**1:14.896**	+0.704	29.102	22.969	22.825
7	10:49:57.753	**1:14.750**	+0.558	29.236	22.870	22.644

(306) Cas Tobben

Lap	Time of Day	Lap Tm	Diff	S1 Tm	S2 Tm	S3 Tm
1	10:42:50.546	**1:21.557**	+7.307	33.149	24.765	23.643
2	10:44:06.911	**1:16.365**	+2.115	30.048	23.698	22.619

GK4 Kart Series Round 7

Rotax Max Senior

Genk 1,360 Km

Warm up 2

15.11.2026 10:41

Practice (8:00 Time) started at 10:40:52

Lap	Time of Day	Lap Tm	Diff	S1 Tm	S2 Tm	S3 Tm
3	10:45:22.531	**1:15.620**	+1.370	29.848	23.088	22.684
4	10:46:37.088	**1:14.557**	+0.307	29.215	22.940	22.402
5	10:47:51.338	**1:14.250**		**29.121**	23.010	**22.119**
6	10:49:05.647	**1:14.309**	+0.059	29.443	**22.686**	22.180

(320) Kenneth Van Moerkerke

Lap	Time of Day	Lap Tm	Diff	S1 Tm	S2 Tm	S3 Tm
1	10:42:51.959	**1:25.633**	+11.278	33.211	27.623	24.799
2	10:44:08.324	**1:16.365**	+2.010	30.325	23.045	22.995
3	10:45:24.135	**1:15.811**	+1.456	30.203	22.954	22.654
4	10:46:39.144	**1:15.009**	+0.654	**29.496**	22.844	22.669
5	10:47:53.499	**1:14.355**		29.616	**22.380**	**22.359**
6	10:49:08.488	**1:14.989**	+0.634	29.501	22.569	22.919

(399) Walter Weinhold

Lap	Time of Day	Lap Tm	Diff	S1 Tm	S2 Tm	S3 Tm
1	10:42:33.753	**1:19.874**	+5.501	32.529	24.072	23.273
2	10:43:50.553	**1:16.800**	+2.427	30.825	23.314	22.661
3	10:45:05.216	**1:14.663**	+0.290	29.325	22.951	22.387
4	10:46:19.589	**1:14.373**		29.389	**22.664**	**22.320**
5	10:47:33.987	**1:14.398**	+0.025	**29.204**	22.787	22.407
6	10:48:49.859	**1:15.872**	+1.499	30.030	23.421	22.421
7	10:50:04.895	**1:15.036**	+0.663	29.724	22.904	22.408

(394) Alex van Opstal

Lap	Time of Day	Lap Tm	Diff	S1 Tm	S2 Tm	S3 Tm
1	10:42:45.939	**1:19.300**	+4.744	32.684	23.487	23.129
2	10:44:01.657	**1:15.718**	+1.162	29.795	23.383	22.540
3	10:45:16.587	**1:14.930**	+0.374	**29.254**	23.141	22.535
4	10:46:32.201	**1:15.614**	+1.058	29.339	23.036	23.239
5	10:47:47.250	**1:15.049**	+0.493	29.794	**22.856**	22.399
6	10:49:01.806	**1:14.556**		29.331	22.962	**22.263**

(316) Bart Van Dun

Lap	Time of Day	Lap Tm	Diff	S1 Tm	S2 Tm	S3 Tm
1	10:42:28.752	**1:20.146**	+5.586	32.392	24.206	23.548
2	10:43:45.562	**1:16.810**	+2.250	30.409	23.519	22.882
3	10:45:01.093	**1:15.531**	+0.971	29.710	22.925	22.896
4	10:46:16.574	**1:15.481**	+0.921	29.744	22.833	22.904
5	10:47:33.377	**1:16.803**	+2.243	30.107	23.875	22.821
6	10:48:48.596	**1:15.219**	+0.659	29.916	22.857	22.446
7	10:50:03.156	**1:14.560**		**29.633**	**22.711**	**22.216**

(310) Milan Goens

Lap	Time of Day	Lap Tm	Diff	S1 Tm	S2 Tm	S3 Tm
1	10:42:34.923	**1:19.606**	+4.445	32.635	24.037	22.934
2	10:43:52.548	**1:17.625**	+2.464	30.336	24.159	23.130
3	10:45:09.641	**1:17.093**	+1.932	31.083	23.398	22.612
4	10:46:25.102	**1:15.461**	+0.300	**29.705**	22.839	22.917
5	10:47:40.263	**1:15.161**		29.953	22.888	**22.320**
6	10:48:55.880	**1:15.617**	+0.456	30.261	**22.836**	22.520

(350) Liam van Haecke

Lap	Time of Day	Lap Tm	Diff	S1 Tm	S2 Tm	S3 Tm
1	10:42:26.374	**1:19.994**	+4.665	32.299	24.608	23.087
2	10:43:42.642	**1:16.268**	+0.939	30.200	23.397	22.671
3	10:44:57.971	**1:15.329**		29.716	**23.030**	**22.583**
4	10:47:20.912	**2:22.941**	+1:07.612	**29.420**	23.177	1:30.344
5	10:48:39.987	**1:19.075**	+3.746	31.466	24.237	23.372
6	10:49:59.130	**1:19.143**	+3.814	30.714	23.870	24.559

(327) Nick Soudant

Lap	Time of Day	Lap Tm	Diff	S1 Tm	S2 Tm	S3 Tm
1	10:42:34.045	**1:22.064**	+6.653	33.814	24.502	23.748
2	10:43:52.144	**1:18.099**	+2.688	30.656	24.470	22.973
3	10:45:08.361	**1:16.217**	+0.806	30.230	23.094	22.893
4	10:46:24.572	**1:16.211**	+0.800	**29.733**	23.237	23.241
5	10:47:40.212	**1:15.640**	+0.229	29.851	23.187	22.602
6	10:48:55.623	**1:15.411**		30.109	**22.843**	**22.459**

(346) Tristen Scheys

Lap	Time of Day	Lap Tm	Diff	S1 Tm	S2 Tm	S3 Tm
1	10:42:41.362	**1:18.456**	+2.107	31.912	23.477	23.067
2	10:43:57.864	**1:16.502**	+0.153	30.442	**23.058**	**23.002**

Lap	Time of Day	Lap Tm	Diff	S1 Tm	S2 Tm	S3 Tm
3	10:45:14.834	**1:16.970**	+0.621	30.186	23.209	23.575
4	10:46:31.534	**1:16.700**	+0.351	30.342	23.310	23.048
5	10:47:47.963	**1:16.429**	+0.080	**29.931**	23.308	23.190
6	10:49:04.312	**1:16.349**		30.034	23.226	23.089

(393) Edge Roose

Lap	Time of Day	Lap Tm	Diff	S1 Tm	S2 Tm	S3 Tm
1	10:42:30.277	**1:21.417**	+4.826	32.916	24.610	23.891
2	10:43:48.250	**1:17.973**	+1.382	30.665	23.985	23.323
3	10:45:06.222	**1:17.972**	+1.381	31.072	23.770	23.130
4	10:46:22.813	**1:16.591**		30.444	23.171	22.976
5	10:47:39.438	**1:16.625**	+0.034	30.150	23.564	**22.911**
6	10:48:56.199	**1:16.761**	+0.170	**30.119**	**23.130**	23.512

(377) Giovanni De Paepe

Lap	Time of Day	Lap Tm	Diff	S1 Tm	S2 Tm	S3 Tm
1	10:43:09.612	**1:21.956**	+4.876	33.028	24.613	24.315
2	10:44:28.864	**1:19.252**	+2.172	31.224	24.027	24.001
3	10:45:46.346	**1:17.482**	+0.402	30.454	23.496	23.532
4	10:47:08.294	**1:21.948**	+4.868	34.836	23.525	23.587
5	10:48:25.374	**1:17.080**		**30.372**	**23.384**	23.324
6	10:49:43.193	**1:17.819**	+0.739	30.903	23.682	**23.234**

(374) Lotte Swerts

Lap	Time of Day	Lap Tm	Diff	S1 Tm	S2 Tm	S3 Tm
1	10:42:38.347	**1:20.651**	+3.312	32.369	24.538	23.744
2	10:43:56.321	**1:17.974**	+0.635	31.004	24.049	**22.921**
3	10:45:13.660	**1:17.339**		**30.371**	23.922	23.046
4	10:46:31.706	**1:18.046**	+0.707	30.448	**23.738**	23.860
5	10:47:50.268	**1:18.562**	+1.223	31.358	23.880	23.324

(323) Mika Bison

Lap	Time of Day	Lap Tm	Diff	S1 Tm	S2 Tm	S3 Tm
1	10:42:37.758	**1:23.072**	+2.704	33.483	25.511	24.078
2	10:43:58.291	**1:20.533**	+0.165	31.862	24.561	24.110
3	10:46:15.400	**2:17.109**	+56.741	31.789	**24.475**	1:20.845
4	10:47:35.768	**1:20.368**		31.597	25.077	**23.694**
5	10:49:10.321	**1:34.553**	+14.185	**30.758**	39.984	23.811

GK4 Kart Series Round 7

Rotax Max Senior — **Genk 1,360 Km**

Qualifying Revision 1 — **15.11.2026 12:00**

Qualifying (8:00 Time) started at 12:00:01

Pos	No.	Name	NAT	Raceteam	Laps	Best Tm	Diff	Gap	In Lap	km/h
1	**331**	Jake Menten	NLD	Slangen Karting	**7**	**1:11.726**			5	68,260
2	**306**	Cas Tobben	NLD	Kart Racing Zuid	**7**	**1:11.742**	**0.016**	0.016	5	68,245
3	**346**	Tristen Scheys	BEL		**7**	**1:11.805**	**0.079**	0.063	5	68,185
4	**354**	Matiaz Vereeken	BEL	DVL Power	**7**	**1:11.956**	**0.230**	0.151	6	68,042
5	**371**	Jasper Lenaerts	BEL	TD Racing	**7**	**1:11.962**	**0.236**	0.006	5	68,036
6	**394**	Alex van Opstal	BEL	Slangen Karting	**7**	**1:12.029**	**0.303**	0.067	7	67,973
7	**333**	Sven Rongen	NLD	Rongen Racing	**6**	**1:12.091**	**0.365**	0.062	6	67,914
8	**304**	Azem Bayram	TUR	Bijnens Maarten Raci	**7**	**1:12.261**	**0.535**	0.170	3	67,754
9	**312**	Brent Spaepen	BEL	SBD Racing	**7**	**1:12.457**	**0.731**	0.196	7	67,571
10	**310**	Milan Goens	BEL	TD Racing	**6**	**1:12.566**	**0.840**	0.109	5	67,470
11	**361**	Daan van Zon	NLD	Sodi Nederland	**7**	**1:12.686**	**0.960**	0.120	7	67,358
12	**322**	Jaimy Delissen	NLD	Danny Delissen	**7**	**1:12.751**	**1.025**	0.065	7	67,298
13	**357**	Sebastian Vogten	NLD	Slangen Karting	**7**	**1:12.754**	**1.028**	0.003	7	67,295
14	**327**	Nick Soudant	NLD		**7**	**1:12.763**	**1.037**	0.009	3	67,287
15	**309**	Nathan Marichal	BEL		**7**	**1:12.805**	**1.079**	0.042	6	67,248
16	**321**	Nick Van Hees	NLD	DFK	**7**	**1:12.847**	**1.121**	0.042	5	67,209
17	**393**	Edge Roose	BEL	Enzo Delanghe	**7**	**1:13.006**	**1.280**	0.159	7	67,063
18	**326**	Milan Delmotte	BEL	SFP Racing	**7**	**1:13.061**	**1.335**	0.055	6	67,012
19	**315**	Daan Van Dun	BEL	V.D. Racing	**7**	**1:13.083**	**1.357**	0.022	7	66,992
20	**348**	Alexander Knaepkens	BEL	Schepers Racing	**6**	**1:13.161**	**1.435**	0.078	5	66,921
21	**313**	Jules de Rouck	BEL	Schepers Racing	**7**	**1:13.180**	**1.454**	0.019	6	66,904
22	**316**	Bart Van Dun	BEL	V.D. Racing	**4**	**1:13.202**	**1.476**	0.022	4	66,883
23	**350**	Liam van Haecke	BEL	CRG Belgium	**6**	**1:13.258**	**1.532**	0.056	6	66,832
24	**399**	Walter Weinhold	BEL	Bijnens Maarten Raci	**7**	**1:13.329**	**1.603**	0.071	5	66,768
25	**323**	Mika Bison	NLD	Bison Racing	**6**	**1:14.391**	**2.665**	1.062	6	65,814
26	**374**	Lotte Swerts	BEL	SBD Racing	**6**	**1:14.623**	**2.897**	0.232	6	65,610
27	**377**	Giovanni De Paepe	BEL	SLC Karting					0	-

Not classified

DSQ	**320**	Kenneth Van Moerkerke	BEL	KA Motorsport	**7**	**1:13.512**			7	66,601

Announcements

These results are provisional until the conclusion of any judicial and technical matters!
#320 Disqualified of the event / Unsportsmanlike behaviour

Timekeeping G. Kristensen:

Clerk of the course J. Van Walsum:

Chief Scrutineer Fons van Dun:

Printed: 15.11.2026 17:13:48

posted at: h

GK4 Kart Series Round 7

Rotax Max Senior — Genk 1,360 Km

Qualifying — 15.11.2026 12:00

Qualifying (8:00 Time) started at 12:00:01

(331) Jake Menten

Lap	Time of Day	Lap Tm	Diff	S1 Tm	S2 Tm	S3 Tm
1	12:01:27.987	**1:16.352**	+4.626	31.498	23.007	21.847
2	12:02:40.539	**1:12.552**	+0.826	28.628	22.441	21.483
3	12:03:52.379	**1:11.840**	+0.114	28.402	21.922	21.516
4	12:05:04.254	**1:11.875**	+0.149	28.363	22.142	**21.370**
5	12:06:15.980	**1:11.726**		28.486	**21.739**	21.501
6	12:07:27.851	**1:11.871**	+0.145	**28.350**	21.881	21.640
7	12:08:39.818	**1:11.967**	+0.241	28.413	21.955	21.599

(306) Cas Tobben

Lap	Time of Day	Lap Tm	Diff	S1 Tm	S2 Tm	S3 Tm
1	12:01:50.216	**1:14.920**	+3.178	30.393	22.575	21.952
2	12:03:02.571	**1:12.355**	+0.613	**28.197**	22.457	21.701
3	12:04:14.932	**1:12.361**	+0.619	28.663	21.999	21.699
4	12:05:27.337	**1:12.405**	+0.663	28.467	22.127	21.811
5	12:06:39.079	**1:11.742**		28.232	**21.876**	21.634
6	12:07:50.914	**1:11.835**	+0.093	28.301	21.908	**21.626**
7	12:09:03.000	**1:12.086**	+0.344	28.307	22.000	21.779

(346) Tristen Scheys

Lap	Time of Day	Lap Tm	Diff	S1 Tm	S2 Tm	S3 Tm
1	12:01:51.381	**1:19.917**	+8.112	34.630	22.990	22.297
2	12:03:04.553	**1:13.172**	+1.367	28.905	22.211	22.056
3	12:04:16.936	**1:12.383**	+0.578	28.579	21.912	21.892
4	12:05:29.265	**1:12.329**	+0.524	28.558	22.004	21.767
5	12:06:41.070	**1:11.805**		28.378	**21.723**	21.704
6	12:07:53.038	**1:11.968**	+0.163	**28.214**	22.021	21.733
7	12:09:05.105	**1:12.067**	+0.262	28.598	21.884	**21.585**

(354) Matiaz Vereeken

Lap	Time of Day	Lap Tm	Diff	S1 Tm	S2 Tm	S3 Tm
1	12:01:48.003	**1:15.902**	+3.946	31.267	22.576	22.059
2	12:03:00.911	**1:12.908**	+0.952	28.853	22.255	21.800
3	12:04:13.553	**1:12.642**	+0.686	28.690	22.085	21.867
4	12:05:26.657	**1:13.104**	+1.148	28.977	22.202	21.925
5	12:06:38.664	**1:12.007**	+0.051	28.386	21.935	**21.686**
6	12:07:50.620	**1:11.956**		**28.318**	**21.892**	21.746
7	12:09:03.349	**1:12.729**	+0.773	28.451	22.348	21.930

(371) Jasper Lenaerts

Lap	Time of Day	Lap Tm	Diff	S1 Tm	S2 Tm	S3 Tm
1	12:01:23.371	**1:14.335**	+2.373	30.618	22.083	21.634
2	12:02:35.494	**1:12.123**	+0.161	28.661	21.885	21.577
3	12:03:47.544	**1:12.050**	+0.088	**28.483**	21.910	21.657
4	12:04:59.557	**1:12.013**	+0.051	28.504	22.001	21.508
5	12:06:11.519	**1:11.962**		28.576	21.867	21.519
6	12:07:23.494	**1:11.975**	+0.013	28.636	**21.819**	21.520
7	12:08:35.482	**1:11.988**	+0.026	28.559	21.941	**21.488**

(394) Alex van Opstal

Lap	Time of Day	Lap Tm	Diff	S1 Tm	S2 Tm	S3 Tm
1	12:01:52.901	**1:20.528**	+8.499	33.836	23.953	22.739
2	12:03:06.818	**1:13.917**	+1.888	29.121	22.817	21.979
3	12:04:20.478	**1:13.660**	+1.631	29.250	22.441	21.969
4	12:05:33.508	**1:13.030**	+1.001	29.013	22.188	21.829
5	12:06:47.903	**1:14.395**	+2.366	30.441	22.342	**21.612**
6	12:08:00.331	**1:12.428**	+0.399	28.818	**21.926**	21.684
7	12:09:12.360	**1:12.029**		**28.219**	22.192	21.618

(333) Sven Rongen

Lap	Time of Day	Lap Tm	Diff	S1 Tm	S2 Tm	S3 Tm
1	12:01:45.072	**1:22.034**	+9.943	35.017	24.602	22.415
2	12:02:58.266	**1:13.194**	+1.103	28.884	22.397	21.913
3	12:04:10.878	**1:12.612**	+0.521	28.741	21.801	22.070
4	12:05:23.409	**1:12.531**	+0.440	28.745	21.828	21.958
5	12:06:36.170	**1:12.761**	+0.670	28.787	21.911	22.063
6	12:07:48.261	**1:12.091**		**28.507**	**21.784**	**21.800**

(304) Azem Bayram

Lap	Time of Day	Lap Tm	Diff	S1 Tm	S2 Tm	S3 Tm
1	12:01:34.486	**1:18.265**	+6.004	33.062	23.237	21.966
2	12:02:47.888	**1:13.402**	+1.141	28.971	22.522	21.909
3	12:04:00.149	**1:12.261**		**28.522**	**21.958**	21.781
4	12:05:15.062	**1:14.913**	+2.652	28.764	22.167	23.982
5	12:06:27.609	**1:12.547**	+0.286	28.707	22.020	21.820
6	12:07:40.455	**1:12.846**	+0.585	29.037	22.189	**21.620**
7	12:08:52.799	**1:12.344**	+0.083	28.565	22.051	21.728

(312) Brent Spaepen

Lap	Time of Day	Lap Tm	Diff	S1 Tm	S2 Tm	S3 Tm
1	12:01:30.859	**1:19.451**	+6.994	33.207	24.063	22.181
2	12:02:44.995	**1:14.136**	+1.679	29.164	23.015	21.957
3	12:03:58.560	**1:13.565**	+1.108	29.062	22.358	22.145
4	12:05:12.214	**1:13.654**	+1.197	29.088	22.730	21.836
5	12:06:25.631	**1:13.417**	+0.960	28.968	22.616	21.833
6	12:07:38.174	**1:12.543**	+0.086	28.644	**22.236**	21.663
7	12:08:50.631	**1:12.457**		**28.574**	22.236	**21.647**

(310) Milan Goens

Lap	Time of Day	Lap Tm	Diff	S1 Tm	S2 Tm	S3 Tm
1	12:02:00.993	**1:17.321**	+4.755	32.117	23.022	22.182
2	12:03:14.807	**1:13.814**	+1.248	28.985	22.516	22.313
3	12:04:27.971	**1:13.164**	+0.598	29.092	**21.824**	22.248
4	12:05:40.683	**1:12.712**	+0.146	28.733	22.114	**21.865**
5	12:06:53.249	**1:12.566**		**28.568**	22.075	21.923
6	12:08:12.847	**1:19.598**	+7.032	28.831	22.224	28.543

(361) Daan van Zon

Lap	Time of Day	Lap Tm	Diff	S1 Tm	S2 Tm	S3 Tm
1	12:01:36.856	**1:20.132**	+7.446	33.928	23.790	22.414
2	12:02:50.808	**1:13.952**	+1.266	29.158	22.464	22.330
3	12:04:04.466	**1:13.658**	+0.972	29.012	22.555	22.091
4	12:05:17.875	**1:13.409**	+0.723	28.990	22.198	22.221
5	12:06:30.994	**1:13.119**	+0.433	28.704	21.977	22.438
6	12:07:43.690	**1:12.696**	+0.010	28.675	**21.968**	22.053
7	12:08:56.376	**1:12.686**		**28.661**	21.978	**22.047**

(322) Jaimy Delissen

Lap	Time of Day	Lap Tm	Diff	S1 Tm	S2 Tm	S3 Tm
1	12:01:33.339	**1:18.537**	+5.786	33.246	23.056	22.235
2	12:02:48.355	**1:15.016**	+2.265	29.798	22.641	22.577
3	12:04:01.757	**1:13.402**	+0.651	29.070	22.260	22.072
4	12:05:15.077	**1:13.320**	+0.569	28.944	22.308	22.068
5	12:06:27.967	**1:12.890**	+0.139	28.955	**22.055**	21.880
6	12:07:40.813	**1:12.846**	+0.095	28.979	22.106	21.761
7	12:08:53.564	**1:12.751**		**28.886**	22.146	**21.719**

(357) Sebastian Vogten

Lap	Time of Day	Lap Tm	Diff	S1 Tm	S2 Tm	S3 Tm
1	12:01:38.923	**1:23.562**	+10.808	35.731	24.599	23.232
2	12:02:58.770	**1:19.847**	+7.093	33.276	23.539	23.032
3	12:04:12.741	**1:13.971**	+1.217	29.197	22.600	22.174
4	12:05:27.129	**1:14.388**	+1.634	29.101	22.353	22.934
5	12:06:40.552	**1:13.423**	+0.669	29.194	22.374	21.855
6	12:07:54.482	**1:13.930**	+1.176	28.992	22.594	22.344
7	12:09:07.236	**1:12.754**		**28.705**	**22.238**	**21.811**

(327) Nick Soudant

Lap	Time of Day	Lap Tm	Diff	S1 Tm	S2 Tm	S3 Tm
1	12:01:41.238	**1:15.403**	+2.640	30.627	22.852	21.924
2	12:02:55.211	**1:13.973**	+1.210	29.363	22.570	22.040
3	12:04:07.974	**1:12.763**		28.852	22.141	**21.770**
4	12:05:21.202	**1:13.228**	+0.465	28.866	22.383	21.979
5	12:06:34.376	**1:13.174**	+0.411	**28.846**	22.157	22.171
6	12:07:47.384	**1:13.008**	+0.245	29.060	22.172	21.776
7	12:09:00.651	**1:13.267**	+0.504	29.032	**21.842**	22.393

(309) Nathan Marichal

Lap	Time of Day	Lap Tm	Diff	S1 Tm	S2 Tm	S3 Tm
1	12:01:32.746	**1:21.068**	+8.263	34.464	23.974	22.630
2	12:02:49.876	**1:17.130**	+4.325	30.723	23.648	22.759
3	12:04:05.586	**1:15.710**	+2.905	29.757	23.508	22.445
4	12:05:19.432	**1:13.846**	+1.041	29.269	22.652	21.925
5	12:06:32.523	**1:13.091**	+0.286	29.134	**22.083**	21.874
6	12:07:45.328	**1:12.805**		**28.575**	22.427	21.803

GK4 Kart Series Round 7

Rotax Max Senior — Genk 1,360 Km

Qualifying — 15.11.2026 12:00

Qualifying (8:00 Time) started at 12:00:01

Lap	Time of Day	Lap Tm	Diff	S1 Tm	S2 Tm	S3 Tm
7	12:08:58.347	**1:13.019**	+0.214	28.904	22.468	**21.647**

(321) Nick Van Hees

Lap	Time of Day	Lap Tm	Diff	S1 Tm	S2 Tm	S3 Tm
1	12:01:24.467	**1:15.022**	+2.175	30.405	22.748	21.869
2	12:02:38.030	**1:13.563**	+0.716	29.100	22.482	21.981
3	12:03:51.775	**1:13.745**	+0.898	29.134	**22.369**	22.242
4	12:05:05.615	**1:13.840**	+0.993	29.209	22.539	22.092
5	12:06:18.462	**1:12.847**		**28.579**	22.435	**21.833**
6	12:07:32.172	**1:13.710**	+0.863	29.072	22.492	22.146
7	12:08:45.512	**1:13.340**	+0.493	28.978	22.409	21.953

(393) Edge Roose

Lap	Time of Day	Lap Tm	Diff	S1 Tm	S2 Tm	S3 Tm
1	12:01:29.221	**1:19.265**	+6.259	32.825	24.004	22.436
2	12:02:43.751	**1:14.530**	+1.524	29.653	22.780	22.097
3	12:04:01.227	**1:17.476**	+4.470	29.389	22.383	25.704
4	12:05:15.406	**1:14.179**	+1.173	**28.957**	22.584	22.638
5	12:06:28.787	**1:13.381**	+0.375	29.112	22.237	22.032
6	12:07:42.508	**1:13.721**	+0.715	29.283	22.390	22.048
7	12:08:55.514	**1:13.006**		29.120	**22.064**	**21.822**

(326) Milan Delmotte

Lap	Time of Day	Lap Tm	Diff	S1 Tm	S2 Tm	S3 Tm
1	12:01:38.140	**1:22.358**	+9.297	35.505	24.167	22.686
2	12:02:52.461	**1:14.321**	+1.260	29.651	22.673	21.997
3	12:04:06.446	**1:13.985**	+0.924	29.386	22.592	22.007
4	12:05:20.240	**1:13.794**	+0.733	29.038	22.719	22.037
5	12:06:33.699	**1:13.459**	+0.398	29.108	22.398	21.953
6	12:07:46.760	**1:13.061**		**28.916**	**22.351**	**21.794**
7	12:09:00.881	**1:14.121**	+1.060	29.018	22.604	22.499

(315) Daan Van Dun

Lap	Time of Day	Lap Tm	Diff	S1 Tm	S2 Tm	S3 Tm
1	12:01:39.241	**1:19.578**	+6.495	33.564	23.577	22.437
2	12:02:53.258	**1:14.017**	+0.934	29.523	22.726	21.768
3	12:04:06.588	**1:13.330**	+0.247	28.834	22.868	**21.628**
4	12:05:19.706	**1:13.118**	+0.035	**28.773**	22.615	21.730
5	12:06:40.030	**1:20.324**	+7.241	36.161	**22.338**	21.825
6	12:07:53.417	**1:13.387**	+0.304	29.144	22.476	21.767
7	12:09:06.500	**1:13.083**		28.934	22.393	21.756

(348) Alexander Knaepkens

Lap	Time of Day	Lap Tm	Diff	S1 Tm	S2 Tm	S3 Tm
1	12:01:42.971	**1:25.588**	+12.427	34.898	25.211	25.479
2	12:03:05.925	**1:22.954**	+9.793	34.503	24.111	24.340
3	12:04:21.183	**1:15.258**	+2.097	29.975	22.879	22.404
4	12:05:35.616	**1:14.433**	+1.272	29.391	22.732	22.310
5	12:06:48.777	**1:13.161**		**29.018**	**22.271**	**21.872**
6	12:08:02.623	**1:13.846**	+0.685	29.251	22.607	21.988

(313) Jules de Rouck

Lap	Time of Day	Lap Tm	Diff	S1 Tm	S2 Tm	S3 Tm
1	12:01:35.363	**1:20.809**	+7.629	34.260	23.708	22.841
2	12:02:50.322	**1:14.959**	+1.779	29.838	22.889	22.232
3	12:04:05.175	**1:14.853**	+1.673	29.948	22.667	22.238
4	12:05:18.770	**1:13.595**	+0.415	29.183	22.447	21.965
5	12:06:32.051	**1:13.281**	+0.101	28.985	22.365	**21.931**
6	12:07:45.231	**1:13.180**		**28.912**	**22.333**	21.935
7	12:08:59.002	**1:13.771**	+0.591	29.067	22.639	22.065

(316) Bart Van Dun

Lap	Time of Day	Lap Tm	Diff	S1 Tm	S2 Tm	S3 Tm
1	12:01:39.353	**1:20.708**	+7.506	33.707	24.312	22.689
2	12:02:55.677	**1:16.324**	+3.122	31.401	22.909	22.014
3	12:04:08.953	**1:13.276**	+0.074	**28.929**	22.248	22.099
4	12:05:22.155	**1:13.202**		29.027	**22.188**	**21.987**

(350) Liam van Haecke

Lap	Time of Day	Lap Tm	Diff	S1 Tm	S2 Tm	S3 Tm
1	12:01:30.217	**1:18.312**	+5.054	32.654	23.577	22.081
2	12:02:44.369	**1:14.152**	+0.894	29.371	22.815	21.966
3	12:03:58.228	**1:13.859**	+0.601	29.079	22.730	22.050
4	12:05:11.979	**1:13.751**	+0.493	29.173	22.559	22.019
5	12:06:28.239	**1:16.260**	+3.002	29.238	24.985	22.037
6	12:07:41.497	**1:13.258**		**28.982**	**22.383**	**21.893**

(399) Walter Weinhold

Lap	Time of Day	Lap Tm	Diff	S1 Tm	S2 Tm	S3 Tm
1	12:01:49.192	**1:25.528**	+12.199	38.427	24.592	22.509
2	12:03:04.679	**1:15.487**	+2.158	29.419	23.297	22.771
3	12:04:18.675	**1:13.996**	+0.667	29.372	22.559	22.065
4	12:05:32.304	**1:13.629**	+0.300	29.224	**22.377**	22.028
5	12:06:45.633	**1:13.329**		**28.762**	22.453	22.114
6	12:07:59.022	**1:13.389**	+0.060	28.973	22.550	**21.866**
7	12:09:12.577	**1:13.555**	+0.226	28.904	22.540	22.111

(320) Kenneth Van Moerkerke

Lap	Time of Day	Lap Tm	Diff	S1 Tm	S2 Tm	S3 Tm
1	12:01:32.360	**1:20.203**	+6.691	32.670	24.659	22.874
2	12:02:49.563	**1:17.203**	+3.691	31.311	23.343	22.549
3	12:04:11.976	**1:22.413**	+8.901	35.306	24.406	22.701
4	12:05:28.055	**1:16.079**	+2.567	30.296	22.841	22.942
5	12:06:42.787	**1:14.732**	+1.220	30.298	22.331	22.103
6	12:07:56.724	**1:13.937**	+0.425	29.450	22.309	22.178
7	12:09:10.236	**1:13.512**		**29.325**	**22.275**	**21.912**

(323) Mika Bison

Lap	Time of Day	Lap Tm	Diff	S1 Tm	S2 Tm	S3 Tm
1	12:01:42.536	**1:23.261**	+8.870	34.725	24.746	23.790
2	12:02:59.994	**1:17.458**	+3.067	31.186	23.294	22.978
3	12:04:16.563	**1:16.569**	+2.178	29.906	23.393	23.270
4	12:05:33.315	**1:16.752**	+2.361	29.816	22.906	24.030
5	12:06:49.990	**1:16.675**	+2.284	30.876	23.262	22.537
6	12:08:04.381	**1:14.391**		**29.487**	**22.803**	**22.101**

(374) Lotte Swerts

Lap	Time of Day	Lap Tm	Diff	S1 Tm	S2 Tm	S3 Tm
1	12:01:37.936	**1:23.661**	+9.038	35.462	24.981	23.218
2	12:03:01.115	**1:23.179**	+8.556	36.681	23.527	22.971
3	12:04:16.738	**1:15.623**	+1.000	30.050	23.005	22.568
4	12:05:32.771	**1:16.033**	+1.410	**29.689**	23.102	23.242
5	12:06:53.039	**1:20.268**	+5.645	34.915	22.962	22.391
6	12:08:07.662	**1:14.623**		29.771	**22.729**	**22.123**

GK4 Kart Series Round 7

Rotax Max Senior — **Genk 1,360 Km**

Heat 1 — **15.11.2026 13:45**

Race (8:00 and 2 Laps)

14	374		377	
		27		28
13	320		323	
		25		26
12	350		399	
		23		24
11	313		316	
		21		22
10	315		348	
		19		20
9	393		326	
		17		18
8	309		321	
		15		16
7	357		327	
		13		14
6	361		322	
		11		12
5	312		310	
		9		10
4	333		304	
		7		8
3	371		394	
		5		6
2	346		354	
		3		4
1	331		306	
		1		2

POLE POSITION

Timekeeping G. Kristensen:

Clerk of the course J. Van Walsum:

Chief Scrutineer Fons van Dun:

Printed: 15.11.2026 12:30:36

posted at: h

GK4 Kart Series Round 7

Rotax Max Senior — **Genk 1,360 Km**

Heat 1 Revision 1 — **15.11.2026 13:45**

Race (8:00 and 2 Laps) started at 13:51:14

Pos	No.	Name	NAT	Chassis	Raceteam	Laps	Total Tm	Diff	Best Tm	Points	Penalty
1	354	Matiaz Vereeken	BEL		DVL Power	11	10:54.266		57.406	0	3 sec
2	304	Azem Bayram	TUR		Bijnens Maarten	11	11:00.073	5.807	57.918	2	
3	350	Liam van Haecke	BEL		CRG Belgium	11	11:08.710	14.444	57.387	3	
4	309	Nathan Marichal	BEL			11	11:09.567	15.301	58.348	4	
5	306	Cas Tobben	NLD	CS55	Kart Racing Zuid	11	11:10.293	16.027	58.905	5	
6	333	Sven Rongen	NLD		Rongen Racing	11	11:10.413	16.147	58.353	6	
7	327	Nick Soudant	NLD			11	11:10.816	16.550	57.909	7	
8	346	Tristen Scheys	BEL			11	11:11.680	17.414	58.784	8	
9	321	Nick Van Hees	NLD		DFK	11	11:15.276	21.010	58.344	9	
10	331	Jake Menten	NLD		Slangen Karting	11	11:15.881	21.615	59.193	10	
11	322	Jaimy Delissen	NLD		Danny Delissen	11	11:16.236	21.970	58.643	11	
12	310	Milan Goens	BEL		TD Racing	11	11:16.456	22.190	58.088	12	5 sec
13	326	Milan Delmotte	BEL		SFP Racing	11	11:16.665	22.399	58.305	13	
14	357	Sebastian Vogten	NLD		Slangen Karting	11	11:22.617	28.351	59.024	14	
15	312	Brent Spaepen	BEL		SBD Racing	11	11:25.978	31.712	58.693	15	
16	313	Jules de Rouck	BEL		Schepers Racing	11	11:26.327	32.061	59.310	16	
17	316	Bart Van Dun	BEL		V.D. Racing	11	11:26.345	32.079	59.435	17	
18	361	Daan van Zon	NLD		Sodi Nederland	11	11:28.268	34.002	58.687	18	
19	323	Mika Bison	NLD		Bison Racing	11	11:28.753	34.487	58.893	19	3 sec
20	393	Edge Roose	BEL		Enzo Delanghe	11	11:28.881	34.615	58.430	20	
21	315	Daan Van Dun	BEL		V.D. Racing	11	11:29.472	35.206	58.504	21	
22	348	Alexander Knaepkens	BEL		Schepers Racing	11	11:40.685	46.419	1:00.599	22	
23	377	Giovanni De Paepe	BEL		SLC Karting	11	11:42.989	48.723	58.578	23	
24	399	Walter Weinhold	BEL		Bijnens Maarten	10	11:00.360	1 Lap	59.144	24	
25	374	Lotte Swerts	BEL		SBD Racing	10	11:00.874	1 Lap	1:00.741	25	
26	394	Alex van Opstal	BEL		Slangen Karting	6	6:18.360	5 Laps	59.153	26	
27	371	Jasper Lenaerts	BEL		TD Racing		4.284	11 Laps		27	
Not classified											
DSQ	320	Kenneth Van Moerkerke	BEL		KA Motorsport	11	11:13.126	DSQ	57.260	30	

Announcements

These results are provisional until the conclusion of any judicial and technical matters!
#310 Time penalty 5 sec. / Pushing
#323,354 time penalty 3 sec. (front fairing)
#320 Disqualified of the event / Unsportsmanlike behaviour

Margin of Victory	km/h	Best Lap Tm	km/h	Best Lap by
5.807	82,315	57.387	85,315	350 - Liam van Haecke

Official Timekeeping camp-company.de — **Orbits**

Timekeeping G. Kristensen:

Clerk of the course J. Van Walsum:

Chief Scrutineer Fons van Dun:

Printed: 15.11.2026 17:24:38

posted at: h

GK4 Kart Series Round 7

Rotax Max Senior

Genk 1,360 Km

Heat 1

15.11.2026 13:45

Race (8:00 and 2 Laps) started at 13:51:14

(354) Matiaz Vereeken

Lap	Time of Day	Lap Tm	Diff	S1 Tm	S2 Tm	S3 Tm
1	13:52:18.305	**1:03.848**	+6.442	25.697	19.681	18.470
2	13:53:19.577	**1:01.272**	+3.866	24.029	19.079	18.164
3	13:54:21.187	**1:01.610**	+4.204	25.067	18.929	17.614
4	13:55:20.097	**58.910**	+1.504	23.210	17.887	17.813
5	13:56:19.068	**58.971**	+1.565	23.261	18.089	17.621
6	13:57:17.542	**58.474**	+1.068	23.139	17.884	17.451
7	13:58:15.481	**57.939**	+0.533	23.145	17.430	17.364
8	13:59:13.009	**57.528**	+0.122	23.011	17.347	17.170
9	14:00:10.643	**57.634**	+0.228	22.991	17.564	**17.079**
10	14:01:08.049	**57.406**		22.950	**17.219**	17.237
11	14:02:05.503	**57.454**	+0.048	**22.844**	17.417	17.193

(304) Azem Bayram

Lap	Time of Day	Lap Tm	Diff	S1 Tm	S2 Tm	S3 Tm
1	13:52:19.548	**1:04.798**	+6.880	26.775	19.485	18.538
2	13:53:22.762	**1:03.214**	+5.296	24.475	20.434	18.305
3	13:54:23.572	**1:00.810**	+2.892	24.223	18.634	17.953
4	13:55:23.334	**59.762**	+1.844	23.696	18.088	17.978
5	13:56:23.006	**59.672**	+1.754	23.644	18.153	17.875
6	13:57:22.080	**59.074**	+1.156	23.688	17.855	17.531
7	13:58:20.759	**58.679**	+0.761	23.332	17.724	17.623
8	13:59:19.163	**58.404**	+0.486	23.379	17.593	17.432
9	14:00:17.255	**58.092**	+0.174	23.326	17.384	17.382
10	14:01:15.173	**57.918**		23.225	**17.320**	**17.373**
11	14:02:14.310	**59.137**	+1.219	**23.159**	18.158	17.820

(350) Liam van Haecke

Lap	Time of Day	Lap Tm	Diff	S1 Tm	S2 Tm	S3 Tm
1	13:52:24.322	**1:08.775**	+11.388	29.214	20.199	19.362
2	13:53:28.036	**1:03.714**	+6.327	25.550	19.717	18.447
3	13:54:28.335	**1:00.299**	+2.912	23.924	18.463	17.912
4	13:55:29.755	**1:01.420**	+4.033	23.566	19.808	18.046
5	13:56:29.651	**59.896**	+2.509	24.289	18.030	17.577
6	13:57:28.584	**58.933**	+1.546	23.284	17.729	17.920
7	13:58:27.769	**59.185**	+1.798	23.093	18.427	17.665
8	13:59:26.917	**59.148**	+1.761	23.273	18.135	17.740
9	14:00:24.962	**58.045**	+0.658	22.905	17.721	17.419
10	14:01:22.349	**57.387**		**22.700**	**17.427**	**17.260**
11	14:02:22.947	**1:00.598**	+3.211	24.028	18.473	18.097

(309) Nathan Marichal

Lap	Time of Day	Lap Tm	Diff	S1 Tm	S2 Tm	S3 Tm
1	13:52:23.452	**1:08.418**	+10.070	29.445	19.916	19.057
2	13:53:26.504	**1:03.052**	+4.704	26.020	18.895	18.137
3	13:54:27.139	**1:00.635**	+2.287	24.095	18.197	18.343
4	13:55:27.697	**1:00.558**	+2.210	23.599	18.946	18.013
5	13:56:28.963	**1:01.266**	+2.918	23.411	20.148	17.707
6	13:57:27.749	**58.786**	+0.438	23.258	17.869	17.659
7	13:58:27.718	**59.969**	+1.621	23.479	18.405	18.085
8	13:59:27.109	**59.391**	+1.043	23.957	17.724	17.710
9	14:00:25.830	**58.721**	+0.373	23.714	**17.573**	**17.434**
10	14:01:24.178	**58.348**		**23.207**	17.634	17.507
11	14:02:23.804	**59.626**	+1.278	23.598	17.634	18.394

(306) Cas Tobben

Lap	Time of Day	Lap Tm	Diff	S1 Tm	S2 Tm	S3 Tm
1	13:52:18.029	**1:03.722**	+4.817	25.625	19.471	18.626
2	13:53:19.292	**1:01.263**	+2.358	24.009	18.904	18.350
3	13:54:19.425	**1:00.133**	+1.228	24.054	18.092	17.987
4	13:55:28.318	**1:08.893**	+9.988	23.721	26.927	18.245
5	13:56:27.981	**59.663**	+0.758	23.580	18.083	18.000
6	13:57:27.443	**59.462**	+0.557	23.605	17.972	17.885
7	13:58:26.894	**59.451**	+0.546	23.565	17.934	17.952
8	13:59:25.950	**59.056**	+0.151	**23.495**	17.717	17.844
9	14:00:24.855	**58.905**		23.536	**17.634**	**17.735**
10	14:01:24.084	**59.229**	+0.324	23.746	17.639	17.844
11	14:02:24.530	**1:00.446**	+1.541	23.807	18.653	17.986

(333) Sven Rongen

Lap	Time of Day	Lap Tm	Diff	S1 Tm	S2 Tm	S3 Tm
1	13:52:20.987	**1:06.524**	+8.171	27.067	20.088	19.369
2	13:53:24.375	**1:03.388**	+5.035	24.481	19.537	19.370
3	13:54:25.703	**1:01.328**	+2.975	24.621	18.474	18.233
4	13:55:29.690	**1:03.987**	+5.634	23.720	22.006	18.261
5	13:56:29.640	**59.950**	+1.597	23.571	18.401	17.978
6	13:57:28.882	**59.242**	+0.889	23.646	17.857	17.739
7	13:58:28.934	**1:00.052**	+1.699	23.176	18.827	18.049
8	13:59:27.377	**58.443**	+0.090	23.102	17.745	17.596
9	14:00:25.730	**58.353**		23.244	**17.651**	**17.458**
10	14:01:24.594	**58.864**	+0.511	**22.975**	17.944	17.945
11	14:02:24.650	**1:00.056**	+1.703	23.753	18.407	17.896

(327) Nick Soudant

Lap	Time of Day	Lap Tm	Diff	S1 Tm	S2 Tm	S3 Tm
1	13:52:26.266	**1:10.424**	+12.515	29.559	21.243	19.622
2	13:53:29.178	**1:02.912**	+5.003	24.964	19.576	18.372
3	13:54:31.552	**1:02.374**	+4.465	24.331	19.414	18.629
4	13:55:32.494	**1:00.942**	+3.033	24.073	18.722	18.147
5	13:56:32.695	**1:00.201**	+2.292	23.886	18.329	17.986
6	13:57:32.035	**59.340**	+1.431	23.643	17.958	17.739
7	13:58:31.230	**59.195**	+1.286	23.468	18.019	17.708
8	13:59:30.404	**59.174**	+1.265	23.394	17.749	18.031
9	14:00:28.513	**58.109**	+0.200	23.231	17.411	**17.467**
10	14:01:26.422	**57.909**		**23.092**	**17.331**	17.486
11	14:02:25.053	**58.631**	+0.722	23.169	17.948	17.514

(346) Tristen Scheys

Lap	Time of Day	Lap Tm	Diff	S1 Tm	S2 Tm	S3 Tm
1	13:52:21.754	**1:07.412**	+8.628	26.343	21.977	19.092
2	13:53:24.277	**1:02.523**	+3.739	24.614	19.061	18.848
3	13:54:27.227	**1:02.950**	+4.166	25.089	19.295	18.566
4	13:55:29.194	**1:01.967**	+3.183	23.857	19.920	18.190
5	13:56:29.255	**1:00.061**	+1.277	23.613	18.578	17.870
6	13:57:28.039	**58.784**		**23.298**	17.812	**17.674**
7	13:58:27.613	**59.574**	+0.790	23.391	18.351	17.832
8	13:59:26.879	**59.266**	+0.482	23.362	18.176	17.728
9	14:00:25.697	**58.818**	+0.034	23.362	17.675	17.781
10	14:01:25.429	**59.732**	+0.948	24.309	**17.503**	17.920
11	14:02:25.917	**1:00.488**	+1.704	23.351	19.203	17.934

(320) Kenneth Van Moerkerke

Lap	Time of Day	Lap Tm	Diff	S1 Tm	S2 Tm	S3 Tm
1	13:52:26.887	**1:11.257**	+13.997	31.382	20.756	19.119
2	13:53:32.819	**1:05.932**	+8.672	27.551	20.288	18.093
3	13:54:33.889	**1:01.070**	+3.810	24.035	18.582	18.453
4	13:55:36.452	**1:02.563**	+5.303	24.427	20.160	17.976
5	13:56:36.804	**1:00.352**	+3.092	23.360	19.301	17.691
6	13:57:34.954	**58.150**	+0.890	23.004	17.897	17.249
7	13:58:32.387	**57.433**	+0.173	22.925	17.281	17.227
8	13:59:30.367	**57.980**	+0.720	22.840	17.359	17.781
9	14:00:27.627	**57.260**		22.992	**17.154**	**17.114**
10	14:01:24.932	**57.305**	+0.045	**22.688**	17.297	17.320
11	14:02:27.363	**1:02.431**	+5.171	23.124	21.231	18.076

(321) Nick Van Hees

Lap	Time of Day	Lap Tm	Diff	S1 Tm	S2 Tm	S3 Tm
1	13:52:25.227	**1:09.860**	+11.516	29.531	20.930	19.399
2	13:53:29.074	**1:03.847**	+5.503	25.352	19.756	18.739
3	13:54:33.491	**1:04.417**	+6.073	24.044	21.636	18.737
4	13:55:35.376	**1:01.885**	+3.541	24.298	19.273	18.314
5	13:56:35.942	**1:00.566**	+2.222	23.773	18.931	17.862
6	13:57:36.148	**1:00.206**	+1.862	23.674	18.813	17.719
7	13:58:34.843	**58.695**	+0.351	23.312	17.676	17.707
8	13:59:33.425	**58.582**	+0.238	**23.130**	17.758	17.694
9	14:00:31.789	**58.364**	+0.020	23.302	17.514	**17.548**
10	14:01:30.133	**58.344**		23.396	**17.371**	17.577
11	14:02:29.513	**59.380**	+1.036	23.327	18.070	17.983

(331) Jake Menten

GK4 Kart Series Round 7

Rotax Max Senior — Genk 1,360 Km

Heat 1 — 15.11.2026 13:45

Race (8:00 and 2 Laps) started at 13:51:14

Lap	Time of Day	Lap Tm	Diff	S1 Tm	S2 Tm	S3 Tm
1	13:52:17.626	**1:03.389**	+4.196	25.498	19.528	18.363
2	13:53:19.386	**1:01.760**	+2.567	24.307	19.228	18.225
3	13:54:22.351	**1:02.965**	+3.772	25.176	19.516	18.273
4	13:55:22.698	**1:00.347**	+1.154	23.758	18.425	18.164
5	13:56:22.933	**1:00.235**	+1.042	24.062	18.285	17.888
6	13:57:23.919	**1:00.986**	+1.793	24.328	18.577	18.081
7	13:58:23.788	**59.869**	+0.676	23.849	18.114	17.906
8	13:59:23.222	**59.434**	+0.241	23.751	17.921	17.762
9	14:00:22.463	**59.241**	+0.048	**23.625**	17.800	17.816
10	14:01:21.656	**59.193**		23.880	**17.675**	**17.638**
11	14:02:30.118	**1:08.462**	+9.269	25.390	24.631	18.441

(322) Jaimy Delissen

Lap	Time of Day	Lap Tm	Diff	S1 Tm	S2 Tm	S3 Tm
1	13:52:21.053	**1:06.144**	+7.501	27.142	20.019	18.983
2	13:53:23.444	**1:02.391**	+3.748	24.747	19.272	18.372
3	13:54:24.007	**1:00.563**	+1.920	24.009	18.830	17.724
4	13:55:25.994	**1:01.987**	+3.344	23.955	20.086	17.946
5	13:56:26.067	**1:00.073**	+1.430	23.790	18.496	17.787
6	13:57:25.500	**59.433**	+0.790	23.424	18.314	17.695
7	13:58:25.794	**1:00.294**	+1.651	23.894	18.871	17.529
8	13:59:24.633	**58.839**	+0.196	23.405	**17.759**	17.675
9	14:00:23.276	**58.643**		23.380	17.794	**17.469**
10	14:01:22.172	**58.896**	+0.253	**23.372**	18.042	17.482
11	14:02:30.473	**1:08.301**	+9.658	24.173	18.393	25.735

(310) Milan Goens

Lap	Time of Day	Lap Tm	Diff	S1 Tm	S2 Tm	S3 Tm
1	13:52:19.469	**1:04.643**	+6.555	26.046	19.623	18.974
2	13:53:23.128	**1:03.659**	+5.571	24.673	20.447	18.539
3	13:54:23.807	**1:00.679**	+2.591	23.957	18.851	17.871
4	13:55:25.860	**1:02.053**	+3.965	23.773	19.837	18.443
5	13:56:26.225	**1:00.365**	+2.277	24.048	18.721	17.596
6	13:57:25.581	**59.356**	+1.268	23.427	18.262	17.667
7	13:58:26.193	**1:00.612**	+2.524	23.392	19.202	18.018
8	13:59:24.939	**58.746**	+0.658	23.197	18.030	17.519
9	14:00:23.646	**58.707**	+0.619	23.199	18.200	**17.308**
10	14:01:21.734	**58.088**		**23.003**	**17.687**	17.398
11	14:02:25.693	**1:03.959**	+5.871	26.788	19.306	17.865

(326) Milan Delmotte

Lap	Time of Day	Lap Tm	Diff	S1 Tm	S2 Tm	S3 Tm
1	13:52:27.344	**1:11.803**	+13.498	31.129	21.440	19.234
2	13:53:31.966	**1:04.622**	+6.317	25.855	19.840	18.927
3	13:54:34.939	**1:02.973**	+4.668	24.867	19.714	18.392
4	13:55:35.904	**1:00.965**	+2.660	24.220	18.418	18.327
5	13:56:36.942	**1:01.038**	+2.733	24.012	18.674	18.352
6	13:57:37.208	**1:00.266**	+1.961	23.508	18.932	17.826
7	13:58:35.873	**58.665**	+0.360	23.359	17.836	**17.470**
8	13:59:34.451	**58.578**	+0.273	**23.177**	17.870	17.531
9	14:00:32.756	**58.305**		23.190	**17.474**	17.641
10	14:01:31.274	**58.518**	+0.213	23.202	17.794	17.522
11	14:02:30.902	**59.628**	+1.323	23.282	18.054	18.292

(357) Sebastian Vogten

Lap	Time of Day	Lap Tm	Diff	S1 Tm	S2 Tm	S3 Tm
1	13:52:24.731	**1:09.771**	+10.747	29.820	20.918	19.033
2	13:53:30.574	**1:05.843**	+6.819	26.029	21.259	18.555
3	13:54:36.115	**1:05.541**	+6.517	24.057	23.065	18.419
4	13:55:37.602	**1:01.487**	+2.463	23.764	19.656	18.067
5	13:56:37.776	**1:00.174**	+1.150	23.776	18.482	17.916
6	13:57:37.793	**1:00.017**	+0.993	23.652	18.606	17.759
7	13:58:36.907	**59.114**	+0.090	23.457	18.095	**17.562**
8	13:59:37.302	**1:00.395**	+1.371	**23.396**	19.031	17.968
9	14:00:36.326	**59.024**		23.489	17.903	17.632
10	14:01:35.379	**59.053**	+0.029	23.468	**17.763**	17.822
11	14:02:36.854	**1:01.475**	+2.451	23.687	18.280	19.508

(312) Brent Spaepen

Lap	Time of Day	Lap Tm	Diff	S1 Tm	S2 Tm	S3 Tm
1	13:52:23.410	**1:08.695**	+10.002	29.275	20.082	19.338
2	13:53:27.741	**1:04.331**	+5.638	26.159	19.529	18.643
3	13:54:31.554	**1:03.813**	+5.120	23.969	20.733	19.111
4	13:55:33.757	**1:02.203**	+3.510	24.292	19.055	18.856
5	13:56:34.538	**1:00.781**	+2.088	24.140	18.397	18.244
6	13:57:34.661	**1:00.123**	+1.430	23.631	18.293	18.199
7	13:58:34.122	**59.461**	+0.768	23.527	18.233	**17.701**
8	13:59:33.597	**59.475**	+0.782	23.305	17.912	18.258
9	14:00:32.418	**58.821**	+0.128	23.260	17.626	17.935
10	14:01:31.111	**58.693**		23.356	**17.551**	17.786
11	14:02:40.215	**1:09.104**	+10.411	**23.237**	18.041	27.826

(313) Jules de Rouck

Lap	Time of Day	Lap Tm	Diff	S1 Tm	S2 Tm	S3 Tm
1	13:52:26.038	**1:10.592**	+11.282	29.836	20.765	19.991
2	13:53:30.549	**1:04.511**	+5.201	25.609	19.627	19.275
3	13:54:34.484	**1:03.935**	+4.625	24.587	20.168	19.180
4	13:55:37.369	**1:02.885**	+3.575	25.124	19.050	18.711
5	13:56:38.875	**1:01.506**	+2.196	24.506	18.633	18.367
6	13:57:40.520	**1:01.645**	+2.335	23.983	19.091	18.571
7	13:58:41.095	**1:00.575**	+1.265	23.691	18.611	18.273
8	13:59:41.431	**1:00.336**	+1.026	24.034	18.278	18.024
9	14:00:41.336	**59.905**	+0.595	23.724	18.027	18.154
10	14:01:40.646	**59.310**		23.741	**17.781**	**17.788**
11	14:02:40.564	**59.918**	+0.608	**23.491**	17.861	18.566

(316) Bart Van Dun

Lap	Time of Day	Lap Tm	Diff	S1 Tm	S2 Tm	S3 Tm
1	13:52:28.056	**1:12.097**	+12.662	31.443	21.013	19.641
2	13:53:33.884	**1:05.828**	+6.393	26.321	20.590	18.917
3	13:54:37.152	**1:03.268**	+3.833	24.520	19.914	18.834
4	13:55:38.329	**1:01.177**	+1.742	24.165	18.731	18.281
5	13:56:38.816	**1:00.487**	+1.052	23.942	18.442	18.103
6	13:57:41.772	**1:02.956**	+3.521	23.643	21.095	18.218
7	13:58:42.046	**1:00.274**	+0.839	23.796	18.604	17.874
8	13:59:41.674	**59.628**	+0.193	23.502	18.375	17.751
9	14:00:41.459	**59.785**	+0.350	23.910	17.939	17.936
10	14:01:40.894	**59.435**		23.992	**17.771**	**17.672**
11	14:02:40.582	**59.688**	+0.253	**23.470**	17.909	18.309

(361) Daan van Zon

Lap	Time of Day	Lap Tm	Diff	S1 Tm	S2 Tm	S3 Tm
1	13:52:26.825	**1:11.953**	+13.266	30.702	21.815	19.436
2	13:53:35.853	**1:09.028**	+10.341	27.507	21.764	19.757
3	13:54:38.968	**1:03.115**	+4.428	24.417	19.399	19.299
4	13:55:39.710	**1:00.742**	+2.055	23.757	19.070	17.915
5	13:56:39.290	**59.580**	+0.893	23.493	18.393	17.694
6	13:57:46.419	**1:07.129**	+8.442	23.826	25.485	17.818
7	13:58:46.957	**1:00.538**	+1.851	23.498	18.610	18.430
8	13:59:45.972	**59.015**	+0.328	23.510	18.116	**17.389**
9	14:00:44.659	**58.687**		23.158	**18.088**	17.441
10	14:01:43.694	**59.035**	+0.348	**23.039**	18.603	17.393
11	14:02:42.505	**58.811**	+0.124	23.196	18.123	17.492

(323) Mika Bison

Lap	Time of Day	Lap Tm	Diff	S1 Tm	S2 Tm	S3 Tm
1	13:52:29.668	**1:12.786**	+13.893	30.894	21.900	19.992
2	13:53:34.292	**1:04.624**	+5.731	24.933	20.703	18.988
3	13:54:36.551	**1:02.259**	+3.366	24.270	19.501	18.488
4	13:55:38.703	**1:02.152**	+3.259	23.788	20.044	18.320
5	13:56:38.894	**1:00.191**	+1.298	23.766	18.592	17.833
6	13:57:38.657	**59.763**	+0.870	23.838	18.120	17.805
7	13:58:37.765	**59.108**	+0.215	23.416	18.027	**17.665**
8	13:59:37.445	**59.680**	+0.787	23.480	18.074	18.126
9	14:00:37.062	**59.617**	+0.724	23.450	18.323	17.844
10	14:01:35.955	**58.893**		**23.346**	**17.862**	17.685
11	14:02:39.990	**1:04.035**	+5.142	23.417	18.045	22.573

(393) Edge Roose

Lap	Time of Day	Lap Tm	Diff	S1 Tm	S2 Tm	S3 Tm
1	13:52:31.799	**1:16.623**	+18.193	34.822	21.378	20.423
2	13:53:36.923	**1:05.124**	+6.694	26.409	19.852	18.863

GK4 Kart Series Round 7

Rotax Max Senior

Genk 1,360 Km

Heat 1

15.11.2026 13:45

Race (8:00 and 2 Laps) started at 13:51:14

Lap	Time of Day	Lap Tm	Diff	S1 Tm	S2 Tm	S3 Tm
3	13:54:40.884	**1:03.961**	+5.531	24.876	19.661	19.424
4	13:55:42.623	**1:01.739**	+3.309	24.782	18.946	18.011
5	13:56:45.354	**1:02.731**	+4.301	23.872	20.586	18.273
6	13:57:46.187	**1:00.833**	+2.403	23.806	19.236	17.791
7	13:58:45.867	**59.680**	+1.250	23.539	18.327	17.814
8	13:59:45.397	**59.530**	+1.100	23.398	18.227	17.905
9	14:00:44.139	**58.742**	+0.312	**23.210**	18.041	**17.491**
10	14:01:44.688	**1:00.549**	+2.119	23.400	19.385	17.764
11	14:02:43.118	**58.430**		23.251	**17.685**	17.494

(315) Daan Van Dun

Lap	Time of Day	Lap Tm	Diff	S1 Tm	S2 Tm	S3 Tm
1	13:52:32.039	**1:16.763**	+18.259	34.364	21.213	21.186
2	13:53:39.620	**1:07.581**	+9.077	26.668	21.392	19.521
3	13:54:43.409	**1:03.789**	+5.285	25.518	19.789	18.482
4	13:55:45.740	**1:02.331**	+3.827	24.236	19.517	18.578
5	13:56:46.806	**1:01.066**	+2.562	24.731	18.463	17.872
6	13:57:47.593	**1:00.787**	+2.283	23.442	18.531	18.814
7	13:58:47.338	**59.745**	+1.241	23.611	17.923	18.211
8	13:59:46.976	**59.638**	+1.134	23.821	18.175	17.642
9	14:00:45.480	**58.504**		**23.218**	17.661	**17.625**
10	14:01:44.997	**59.517**	+1.013	23.277	18.233	18.007
11	14:02:43.709	**58.712**	+0.208	23.604	**17.422**	17.686

(348) Alexander Knaepkens

Lap	Time of Day	Lap Tm	Diff	S1 Tm	S2 Tm	S3 Tm
1	13:52:29.844	**1:14.116**	+13.517	30.509	22.908	20.699
2	13:53:35.978	**1:06.134**	+5.535	25.884	20.571	19.679
3	13:54:41.081	**1:05.103**	+4.504	25.352	19.974	19.777
4	13:55:44.940	**1:03.859**	+3.260	24.918	19.700	19.241
5	13:56:46.837	**1:01.897**	+1.298	24.487	18.644	18.766
6	13:57:49.257	**1:02.420**	+1.821	24.117	19.211	19.092
7	13:58:51.294	**1:02.037**	+1.438	24.173	18.847	19.017
8	13:59:52.417	**1:01.123**	+0.524	24.110	18.472	18.541
9	14:00:53.434	**1:01.017**	+0.418	24.209	**18.288**	18.520
10	14:01:54.033	**1:00.599**		**23.663**	18.378	18.558
11	14:02:54.922	**1:00.889**	+0.290	23.992	18.600	**18.297**

(377) Giovanni De Paepe

Lap	Time of Day	Lap Tm	Diff	S1 Tm	S2 Tm	S3 Tm
1	13:52:31.031	**1:14.246**	+15.668	31.407	21.831	21.008
2	13:53:38.089	**1:07.058**	+8.480	26.287	20.465	20.306
3	13:54:41.847	**1:03.758**	+5.180	25.028	19.362	19.368
4	13:55:43.915	**1:02.068**	+3.490	24.477	18.982	18.609
5	13:56:46.053	**1:02.138**	+3.560	23.855	19.932	18.351
6	13:57:47.523	**1:01.470**	+2.892	23.732	18.810	18.928
7	13:58:47.113	**59.590**	+1.012	23.350	18.155	18.085
8	13:59:46.775	**59.662**	+1.084	23.857	17.971	17.834
9	14:00:45.353	**58.578**		23.123	**17.676**	**17.779**
10	14:01:57.913	**1:12.560**	+13.982	**22.950**	29.783	19.827
11	14:02:57.226	**59.313**	+0.735	23.149	17.803	18.361

(399) Walter Weinhold

Lap	Time of Day	Lap Tm	Diff	S1 Tm	S2 Tm	S3 Tm
1	13:52:31.569	**1:15.182**	+16.038	32.134	21.663	21.385
2	13:53:38.884	**1:07.315**	+8.171	27.144	20.517	19.654
3	13:54:43.098	**1:04.214**	+5.070	24.758	20.174	19.282
4	13:55:45.600	**1:02.502**	+3.358	24.223	19.047	19.232
5	13:57:00.517	**1:14.917**	+15.773	24.560	30.914	19.443
6	13:58:02.226	**1:01.709**	+2.565	24.464	18.828	18.417
7	13:59:03.854	**1:01.628**	+2.484	23.966	19.145	18.517
8	14:00:04.031	**1:00.177**	+1.033	23.778	18.346	18.053
9	14:01:03.175	**59.144**		23.322	**17.985**	**17.837**
10	14:02:14.597	**1:11.422**	+12.278	**23.265**	29.186	18.971

(374) Lotte Swerts

Lap	Time of Day	Lap Tm	Diff	S1 Tm	S2 Tm	S3 Tm
1	13:52:32.324	**1:15.807**	+15.066	32.310	21.779	21.718
2	13:53:39.470	**1:07.146**	+6.405	26.743	20.695	19.708
3	13:54:44.776	**1:05.306**	+4.565	26.211	19.793	19.302
4	13:55:49.088	**1:04.312**	+3.571	25.685	19.461	19.166
5	13:56:52.412	**1:03.324**	+2.583	25.215	19.095	19.014
6	13:58:08.164	**1:15.752**	+15.011	24.727	31.216	19.809
7	13:59:11.106	**1:02.942**	+2.201	24.967	19.232	18.743
8	14:00:13.167	**1:02.061**	+1.320	24.671	18.764	18.626
9	14:01:13.908	**1:00.741**		24.168	**18.260**	**18.313**
10	14:02:15.111	**1:01.203**	+0.462	**24.101**	18.472	18.630

(394) Alex van Opstal

Lap	Time of Day	Lap Tm	Diff	S1 Tm	S2 Tm	S3 Tm
1	13:52:28.781	**1:12.173**	+13.020	31.190	21.211	19.772
2	13:53:32.239	**1:03.458**	+4.305	25.573	19.579	18.306
3	13:54:33.428	**1:01.189**	+2.036	24.017	18.858	18.314
4	13:55:33.797	**1:00.369**	+1.216	23.529	18.458	18.382
5	13:56:33.444	**59.647**	+0.494	23.716	18.122	**17.809**
6	13:57:32.597	**59.153**		23.371	**17.927**	17.855

GK4 Kart Series Round 7

Lapchart

Rotax Max Senior

Genk 1,360 Km

Heat 1

15.11.2026 13:45

Race (8:00 and 2 Laps) started at 13:51:14

Competitors		Laps											
		0	1	2	3	4	5	6	7	8	9	10	11
Jake Menten (331)	1	331	331	306	306	354	354	354	354	354	354	354	354
Cas Tobben (306)	2	306	306	331	354	331	331	304	304	304	304	304	304
Tristen Scheys (346)	3	346	354	354	331	304	304	331	331	331	331	331	350
Matiaz Vereeken (354)	4	354	310	304	304	310	322	322	322	322	322	310	309
Sven Rongen (333)	5	333	304	310	310	322	310	310	310	310	310	322	306
Brent Spaepen (312)	6	312	333	322	322	309	306	306	306	306	306	350	333
Azem Bayram (304)	7	304	322	346	333	306	309	309	346	346	350	306	327
Milan Goens (310)	8	310	346	333	309	346	346	346	309	350	346	309	310
Daan van Zon (361)	9	361	312	309	346	333	333	350	350	309	333	333	346
Jaimy Delissen (322)	10	322	309	312	350	350	350	333	333	333	309	320	320
Sebastian Vogten (357)	11	357	350	350	327	327	327	327	327	320	320	346	321
Nathan Marichal (309)	12	309	357	321	312	312	394	394	320	327	327	327	331
Edge Roose (393)	13	393	321	327	394	394	312	312	312	321	321	321	322
Daan Van Dun (315)	14	315	313	313	321	321	321	320	321	312	312	312	326
Nick Van Hees (321)	15	321	327	357	320	326	320	321	326	326	326	326	357
Jules de Rouck (313)	16	313	361	326	313	320	326	326	357	357	357	357	323
Milan Delmotte (326)	17	326	320	394	326	313	357	357	323	323	323	323	312
Liam van Haecke (350)	18	350	326	320	357	357	316	323	313	313	313	313	313
Kenneth Van Moerkerke (320)	19	320	316	316	323	316	313	313	316	316	316	316	316
Alexander Knaepkens (348)	20	348	394	323	316	323	323	316	393	393	393	361	361
Nick Soudant (327)	21	327	323	361	361	361	361	393	361	361	361	393	393
Bart Van Dun (316)	22	316	348	348	393	393	393	361	377	377	377	315	315
Walter Weinhold (399)	23	399	377	393	348	377	377	377	315	315	315	348	348
Lotte Swerts (374)	24	374	399	377	377	348	315	315	348	348	348	377	377
Alex van Opstal (394)	25	394	393	399	399	399	348	348	399	399	399	399	
Giovanni De Paepe (377)	26	377	315	374	315	315	374	399	374	374	374	374	
Mika Bison (323)	27	323	374	315	374	374	399	374					
Jasper Lenaerts (371)	28	371											

GK4 Kart Series Round 7

Rotax Max Senior — **Genk 1,360 Km**

Heat 2 — **15.11.2026 15:10**

Race (8:00 and 2 Laps)

14	394		371	
		27		28
13	399		374	
		25		26
12	348		377	
		23		24
11	393		315	
		21		22
10	361		323	
		19		20
9	313		316	
		17		18
8	357		312	
		15		16
7	310		326	
		13		14
6	331		322	
		11		12
5	320		321	
		9		10
4	327		346	
		7		8
3	306		333	
		5		6
2	350		309	
		3		4
1	354		304	
		1		2

POLE POSITION

GK4 Kart Series Round 7

Rotax Max Senior — **Genk 1,360 Km**

Heat 2 Revision 1 — **15.11.2026 15:10**

Race (8:00 and 2 Laps) started at 15:14:58

Pos	No.	Name	NAT	Chassis	Raceteam	Laps	Total Tm	Diff	Best Tm	Points	Penalty
1	354	**Matiaz Vereeken**	BEL		DVL Power	11	10:22.475		55.815	0	3 sec
2	350	**Liam van Haecke**	BEL		CRG Belgium	11	10:23.618	1.143	55.824	2	
3	306	**Cas Tobben**	NLD	CS55	Kart Racing Zuid	11	10:23.880	1.405	55.763	3	
4	322	**Jaimy Delissen**	NLD		Danny Delissen	11	10:24.247	1.772	55.732	4	
5	371	**Jasper Lenaerts**	BEL		TD Racing	11	10:29.532	7.057	55.446	5	
6	331	**Jake Menten**	NLD		Slangen Karting	11	10:29.841	7.366	55.775	6	3 sec
7	321	**Nick Van Hees**	NLD		DFK	11	10:31.543	9.068	56.538	7	
8	310	**Milan Goens**	BEL		TD Racing	11	10:32.613	10.138	56.156	8	3 sec
9	346	**Tristen Scheys**	BEL			11	10:33.517	11.042	56.503	9	
10	333	**Sven Rongen**	NLD		Rongen Racing	11	10:34.818	12.343	56.242	10	3 sec
11	312	**Brent Spaepen**	BEL		SBD Racing	11	10:35.108	12.633	56.363	11	
12	326	**Milan Delmotte**	BEL		SFP Racing	11	10:35.802	13.327	56.188	12	3 sec
13	357	**Sebastian Vogten**	NLD		Slangen Karting	11	10:36.631	14.156	55.771	13	3 sec
14	309	**Nathan Marichal**	BEL			11	10:37.227	14.752	55.901	14	10 sec
15	304	**Azem Bayram**	TUR		Bijnens Maarten	11	10:38.461	15.986	56.263	15	3 sec
16	394	**Alex van Opstal**	BEL		Slangen Karting	11	10:41.040	18.565	56.804	16	
17	315	**Daan Van Dun**	BEL		V.D. Racing	11	10:41.265	18.790	56.584	17	
18	348	**Alexander Knaepkens**	BEL		Schepers Racing	11	10:42.601	20.126	56.166	18	6 sec
19	313	**Jules de Rouck**	BEL		Schepers Racing	11	10:44.403	21.928	56.335	19	3 sec
20	316	**Bart Van Dun**	BEL		V.D. Racing	11	10:46.018	23.543	56.756	20	3 sec
21	377	**Giovanni De Paepe**	BEL		SLC Karting	11	10:46.089	23.614	56.382	21	5 sec
22	323	**Mika Bison**	NLD		Bison Racing	11	10:47.880	25.405	57.149	22	
23	374	**Lotte Swerts**	BEL		SBD Racing	11	10:49.020	26.545	57.080	23	
24	399	**Walter Weinhold**	BEL		Bijnens Maarten	11	10:50.877	28.402	56.539	24	
25	361	**Daan van Zon**	NLD		Sodi Nederland	2	2:04.971	9 Laps	59.112	25	
26	327	**Nick Soudant**	NLD							26	
27	393	**Edge Roose**	BEL		Enzo Delanghe					27	
Not classified											
DSQ	320	**Kenneth Van Moerkerke**	BEL		KA Motorsport	11	10:23.024	DSQ	55.727	30	

Announcements

These results are provisional until the conclusion of any judicial and technical matters!
#348, 316 Time penalty 3 sec. / Corridor 2 wheels
#377 Time penalty 5 sec. / Causing a collision
#309 Time penalty 10 sec. / Causing a collision
#304,310,313,326,331,333,348,354,357 time penalty 3 sec. (front fairing)
#320 Disqualified of the event / Unsportsmanlike behaviour

Margin of Victory	⌀km/h	Best Lap Tm	km/h	Best Lap by
1.143	86,519	55.446	88,302	371 - Jasper Lenaerts

Timekeeping G. Kristensen:

Clerk of the course J. Van Walsum:

Chief Scrutineer Fons van Dun:

Printed: 15.11.2026 17:16:49

posted at: h

GK4 Kart Series Round 7

Rotax Max Senior

Genk 1,360 Km

Heat 2

15.11.2026 15:10

Race (8:00 and 2 Laps) started at 15:14:58

(354) Matiaz Vereeken

Lap	Time of Day	Lap Tm	Diff	S1 Tm	S2 Tm	S3 Tm
1	15:15:56.902	**58.468**	+2.653	24.207	17.095	17.166
2	15:16:53.581	**56.679**	+0.864	22.968	16.674	17.037
3	15:17:49.950	**56.369**	+0.554	22.748	16.661	16.960
4	15:18:46.077	**56.127**	+0.312	22.596	16.608	16.923
5	15:19:42.136	**56.059**	+0.244	22.641	16.584	16.834
6	15:20:38.010	**55.874**	+0.059	22.527	16.509	16.838
7	15:21:33.978	**55.968**	+0.153	22.638	**16.476**	16.854
8	15:22:29.793	**55.815**		**22.497**	16.492	16.826
9	15:23:25.765	**55.972**	+0.157	22.599	16.558	**16.815**
10	15:24:21.718	**55.953**	+0.138	22.540	16.582	16.831
11	15:25:17.909	**56.191**	+0.376	22.775	16.557	16.859

(320) Kenneth Van Moerkerke

Lap	Time of Day	Lap Tm	Diff	S1 Tm	S2 Tm	S3 Tm
1	15:16:00.494	**1:01.666**	+5.939	25.178	17.784	18.704
2	15:16:58.258	**57.764**	+2.037	23.715	16.991	17.058
3	15:17:54.548	**56.290**	+0.563	22.723	16.699	16.868
4	15:18:50.671	**56.123**	+0.396	22.532	16.659	16.932
5	15:19:46.560	**55.889**	+0.162	22.564	16.572	16.753
6	15:20:42.287	**55.727**		22.503	**16.478**	16.746
7	15:21:38.213	**55.926**	+0.199	22.486	16.702	**16.738**
8	15:22:34.106	**55.893**	+0.166	22.558	16.533	16.802
9	15:23:29.946	**55.840**	+0.113	22.563	16.532	16.745
10	15:24:25.702	**55.756**	+0.029	**22.420**	16.586	16.750
11	15:25:21.458	**55.756**	+0.029	22.464	16.553	16.739

(350) Liam van Haecke

Lap	Time of Day	Lap Tm	Diff	S1 Tm	S2 Tm	S3 Tm
1	15:15:58.355	**59.780**	+3.956	24.479	17.654	17.647
2	15:16:55.689	**57.334**	+1.510	23.104	17.043	17.187
3	15:17:52.481	**56.792**	+0.968	22.826	16.852	17.114
4	15:18:49.084	**56.603**	+0.779	22.750	16.797	17.056
5	15:19:45.542	**56.458**	+0.634	22.739	16.740	16.979
6	15:20:41.869	**56.327**	+0.503	22.734	16.644	16.949
7	15:21:38.145	**56.276**	+0.452	22.727	16.648	16.901
8	15:22:34.552	**56.407**	+0.583	22.746	16.837	16.824
9	15:23:30.390	**55.838**	+0.014	22.471	**16.575**	**16.792**
10	15:24:26.214	**55.824**		**22.373**	16.619	16.832
11	15:25:22.052	**55.838**	+0.014	22.398	16.583	16.857

(306) Cas Tobben

Lap	Time of Day	Lap Tm	Diff	S1 Tm	S2 Tm	S3 Tm
1	15:16:00.344	**1:01.639**	+5.876	25.113	18.003	18.523
2	15:16:57.690	**57.346**	+1.583	23.112	17.072	17.162
3	15:17:54.393	**56.703**	+0.940	22.796	16.891	17.016
4	15:18:51.117	**56.724**	+0.961	22.806	16.900	17.018
5	15:19:47.248	**56.131**	+0.368	22.529	16.724	16.878
6	15:20:43.206	**55.958**	+0.195	22.490	16.652	16.816
7	15:21:39.057	**55.851**	+0.088	22.424	16.632	16.795
8	15:22:34.913	**55.856**	+0.093	22.391	16.645	16.820
9	15:23:30.676	**55.763**		22.353	**16.609**	16.801
10	15:24:26.465	**55.789**	+0.026	**22.315**	16.684	**16.790**
11	15:25:22.314	**55.849**	+0.086	22.347	16.654	16.848

(322) Jaimy Delissen

Lap	Time of Day	Lap Tm	Diff	S1 Tm	S2 Tm	S3 Tm
1	15:16:00.956	**1:01.918**	+6.186	25.236	17.809	18.873
2	15:16:58.802	**57.846**	+2.114	23.507	17.121	17.218
3	15:17:55.244	**56.442**	+0.710	22.759	16.772	16.911
4	15:18:51.595	**56.351**	+0.619	22.640	16.840	16.871
5	15:19:47.501	**55.906**	+0.174	22.492	16.597	16.817
6	15:20:43.607	**56.106**	+0.374	22.523	16.680	16.903
7	15:21:39.385	**55.778**	+0.046	22.443	16.575	**16.760**
8	15:22:35.275	**55.890**	+0.158	22.459	16.574	16.857
9	15:23:31.082	**55.807**	+0.075	22.456	16.568	16.783
10	15:24:26.949	**55.867**	+0.135	22.483	16.598	16.786
11	15:25:22.681	**55.732**		**22.385**	**16.547**	16.800

(371) Jasper Lenaerts

Lap	Time of Day	Lap Tm	Diff	S1 Tm	S2 Tm	S3 Tm
1	15:16:04.793	**1:04.355**	+8.909	27.505	18.041	18.809
2	15:17:04.084	**59.291**	+3.845	23.678	17.745	17.868
3	15:18:02.086	**58.002**	+2.556	23.524	17.283	17.195
4	15:18:58.672	**56.586**	+1.140	23.074	16.701	16.811
5	15:19:54.271	**55.599**	+0.153	22.386	16.541	16.672
6	15:20:49.844	**55.573**	+0.127	22.360	16.584	**16.629**
7	15:21:45.337	**55.493**	+0.047	22.288	16.558	16.647
8	15:22:41.105	**55.768**	+0.322	22.641	**16.492**	16.635
9	15:23:36.551	**55.446**		**22.232**	16.514	16.700
10	15:24:32.262	**55.711**	+0.265	22.562	16.505	16.644
11	15:25:27.966	**55.704**	+0.258	22.280	16.562	16.862

(331) Jake Menten

Lap	Time of Day	Lap Tm	Diff	S1 Tm	S2 Tm	S3 Tm
1	15:16:00.145	**1:01.216**	+5.441	25.239	17.758	18.219
2	15:16:58.663	**58.518**	+2.743	24.205	17.138	17.175
3	15:17:55.592	**56.929**	+1.154	23.084	16.852	16.993
4	15:18:51.932	**56.340**	+0.565	22.727	16.731	16.882
5	15:19:47.911	**55.979**	+0.204	22.474	16.681	16.824
6	15:20:44.291	**56.380**	+0.605	22.601	16.575	17.204
7	15:21:41.687	**57.396**	+1.621	24.016	16.605	16.775
8	15:22:37.623	**55.936**	+0.161	22.538	**16.544**	16.854
9	15:23:33.398	**55.775**		**22.335**	16.545	16.895
10	15:24:29.337	**55.939**	+0.164	22.640	16.567	**16.732**
11	15:25:25.275	**55.938**	+0.163	22.530	16.621	16.787

(321) Nick Van Hees

Lap	Time of Day	Lap Tm	Diff	S1 Tm	S2 Tm	S3 Tm
1	15:16:00.952	**1:02.025**	+5.487	25.646	17.889	18.490
2	15:16:59.620	**58.668**	+2.130	24.072	17.288	17.308
3	15:17:56.607	**56.987**	+0.449	22.910	16.962	17.115
4	15:18:53.609	**57.002**	+0.464	22.922	16.982	17.098
5	15:19:50.236	**56.627**	+0.089	22.739	16.808	17.080
6	15:20:46.774	**56.538**		22.717	16.774	17.047
7	15:21:43.391	**56.617**	+0.079	22.807	16.809	17.001
8	15:22:39.934	**56.543**	+0.005	**22.560**	16.857	17.126
9	15:23:36.538	**56.604**	+0.066	22.718	16.835	17.051
10	15:24:33.181	**56.643**	+0.105	22.995	**16.704**	**16.944**
11	15:25:29.977	**56.796**	+0.258	22.686	16.829	17.281

(310) Milan Goens

Lap	Time of Day	Lap Tm	Diff	S1 Tm	S2 Tm	S3 Tm
1	15:16:01.107	**1:02.059**	+5.903	26.309	17.527	18.223
2	15:16:59.725	**58.618**	+2.462	23.971	17.339	17.308
3	15:17:56.711	**56.986**	+0.830	23.018	16.952	17.016
4	15:18:53.199	**56.488**	+0.332	**22.541**	17.031	16.916
5	15:19:49.650	**56.451**	+0.295	22.632	16.919	16.900
6	15:20:45.806	**56.156**		22.613	**16.722**	**16.821**
7	15:21:42.269	**56.463**	+0.307	22.715	16.871	16.877
8	15:22:38.654	**56.385**	+0.229	22.634	16.844	16.907
9	15:23:35.059	**56.405**	+0.249	22.574	16.796	17.035
10	15:24:31.488	**56.429**	+0.273	22.736	16.834	16.859
11	15:25:28.047	**56.559**	+0.403	22.543	16.870	17.146

(346) Tristen Scheys

Lap	Time of Day	Lap Tm	Diff	S1 Tm	S2 Tm	S3 Tm
1	15:16:01.051	**1:02.237**	+5.734	25.960	17.888	18.389
2	15:17:01.477	**1:00.426**	+3.923	24.491	18.571	17.364
3	15:17:58.541	**57.064**	+0.561	22.982	17.012	17.070
4	15:18:55.245	**56.704**	+0.201	22.835	16.848	17.021
5	15:19:51.748	**56.503**		22.750	16.827	**16.926**
6	15:20:48.427	**56.679**	+0.176	**22.741**	16.951	16.987
7	15:21:45.145	**56.718**	+0.215	22.882	16.889	16.947
8	15:22:41.917	**56.772**	+0.269	22.954	16.825	16.993
9	15:23:38.653	**56.736**	+0.233	22.903	16.813	17.020
10	15:24:35.279	**56.626**	+0.123	22.841	**16.789**	16.996
11	15:25:31.951	**56.672**	+0.169	22.804	16.875	16.993

(333) Sven Rongen

GK4 Kart Series Round 7

Rotax Max Senior

Genk 1,360 Km

Heat 2

15.11.2026 15:10

Race (8:00 and 2 Laps) started at 15:14:58

Lap	Time of Day	Lap Tm	Diff	S1 Tm	S2 Tm	S3 Tm
1	15:16:01.159	**1:02.508**	+6.266	26.234	17.802	18.472
2	15:17:00.582	**59.423**	+3.181	24.310	17.892	17.221
3	15:17:57.763	**57.181**	+0.939	23.087	16.802	17.292
4	15:18:54.416	**56.653**	+0.411	22.747	16.839	17.067
5	15:19:51.326	**56.910**	+0.668	22.712	17.143	17.055
6	15:20:47.977	**56.651**	+0.409	22.830	16.807	17.014
7	15:21:44.587	**56.610**	+0.368	22.847	16.805	16.958
8	15:22:40.829	**56.242**		22.657	16.658	16.927
9	15:23:37.165	**56.336**	+0.094	22.836	**16.617**	**16.883**
10	15:24:33.466	**56.301**	+0.059	22.640	16.748	16.913
11	15:25:30.252	**56.786**	+0.544	**22.537**	16.756	17.493

(312) Brent Spaepen

Lap	Time of Day	Lap Tm	Diff	S1 Tm	S2 Tm	S3 Tm
1	15:16:03.547	**1:04.160**	+7.797	26.854	18.483	18.823
2	15:17:01.853	**58.306**	+1.943	23.473	17.449	17.384
3	15:17:59.085	**57.232**	+0.869	23.085	17.132	17.015
4	15:18:55.934	**56.849**	+0.486	22.860	16.934	17.055
5	15:19:52.463	**56.529**	+0.166	22.716	16.875	**16.938**
6	15:20:48.826	**56.363**		**22.616**	16.768	16.979
7	15:21:45.892	**57.066**	+0.703	22.944	17.131	16.991
8	15:22:42.300	**56.408**	+0.045	22.628	16.817	16.963
9	15:23:38.806	**56.506**	+0.143	22.756	**16.707**	17.043
10	15:24:36.820	**58.014**	+1.651	23.211	17.660	17.143
11	15:25:33.542	**56.722**	+0.359	22.855	16.821	17.046

(326) Milan Delmotte

Lap	Time of Day	Lap Tm	Diff	S1 Tm	S2 Tm	S3 Tm
1	15:16:01.226	**1:02.011**	+5.823	26.217	18.004	17.790
2	15:17:01.542	**1:00.316**	+4.128	24.534	18.424	17.358
3	15:17:58.708	**57.166**	+0.978	23.000	17.206	16.960
4	15:18:55.651	**56.943**	+0.755	22.936	16.981	17.026
5	15:19:52.165	**56.514**	+0.326	22.798	16.891	**16.825**
6	15:20:48.563	**56.398**	+0.210	22.682	16.848	16.868
7	15:21:45.251	**56.688**	+0.500	22.885	16.892	16.911
8	15:22:41.947	**56.696**	+0.508	23.020	16.756	16.920
9	15:23:38.135	**56.188**		**22.504**	16.848	16.836
10	15:24:34.496	**56.361**	+0.173	22.706	**16.750**	16.905
11	15:25:31.236	**56.740**	+0.552	22.761	16.854	17.125

(357) Sebastian Vogten

Lap	Time of Day	Lap Tm	Diff	S1 Tm	S2 Tm	S3 Tm
1	15:16:01.581	**1:02.350**	+6.579	26.382	18.249	17.719
2	15:17:03.710	**1:02.129**	+6.358	24.225	20.031	17.873
3	15:18:02.293	**58.583**	+2.812	23.717	17.308	17.558
4	15:18:59.281	**56.988**	+1.217	22.878	17.141	16.969
5	15:19:55.395	**56.114**	+0.343	22.551	16.699	16.864
6	15:20:51.385	**55.990**	+0.219	22.527	16.638	16.825
7	15:21:47.408	**56.023**	+0.252	22.526	16.565	16.932
8	15:22:43.292	**55.884**	+0.113	22.428	16.633	16.823
9	15:23:39.072	**55.780**	+0.009	22.440	16.638	**16.702**
10	15:24:36.294	**57.222**	+1.451	23.001	17.462	16.759
11	15:25:32.065	**55.771**		**22.394**	**16.549**	16.828

(309) Nathan Marichal

Lap	Time of Day	Lap Tm	Diff	S1 Tm	S2 Tm	S3 Tm
1	15:16:00.580	**1:02.008**	+6.107	25.091	17.660	19.257
2	15:16:59.028	**58.448**	+2.547	24.003	17.292	17.153
3	15:17:55.991	**56.963**	+1.062	23.032	16.902	17.029
4	15:18:52.559	**56.568**	+0.667	22.681	16.957	16.930
5	15:19:48.681	**56.122**	+0.221	22.510	16.750	16.862
6	15:20:44.652	**55.971**	+0.070	22.495	16.682	16.794
7	15:21:42.001	**57.349**	+1.448	23.772	16.770	16.807
8	15:22:37.903	**55.902**	+0.001	22.463	**16.600**	16.839
9	15:23:33.847	**55.944**	+0.043	22.471	16.694	**16.779**
10	15:24:29.748	**55.901**		22.451	16.602	16.848
11	15:25:25.661	**55.913**	+0.012	**22.420**	16.652	16.841

(304) Azem Bayram

Lap	Time of Day	Lap Tm	Diff	S1 Tm	S2 Tm	S3 Tm
1	15:16:03.718	**1:05.224**	+8.961	24.501	17.653	23.070

Lap	Time of Day	Lap Tm	Diff	S1 Tm	S2 Tm	S3 Tm
2	15:17:03.648	**59.930**	+3.667	23.796	18.003	18.131
3	15:18:02.457	**58.809**	+2.546	23.783	17.442	17.584
4	15:18:59.587	**57.130**	+0.867	23.075	16.946	17.109
5	15:19:55.901	**56.314**	+0.051	22.665	16.703	16.946
6	15:20:52.164	**56.263**		22.649	**16.648**	16.966
7	15:21:48.479	**56.315**	+0.052	22.645	16.675	16.995
8	15:22:44.743	**56.264**	+0.001	22.646	16.680	**16.938**
9	15:23:41.097	**56.354**	+0.091	22.701	16.677	16.976
10	15:24:37.521	**56.424**	+0.161	22.679	16.742	17.003
11	15:25:33.895	**56.374**	+0.111	**22.622**	16.743	17.009

(394) Alex van Opstal

Lap	Time of Day	Lap Tm	Diff	S1 Tm	S2 Tm	S3 Tm
1	15:16:04.728	**1:04.537**	+7.733	27.269	17.903	19.365
2	15:17:04.027	**59.299**	+2.495	23.475	17.860	17.964
3	15:18:02.628	**58.601**	+1.797	23.551	17.805	17.245
4	15:19:00.145	**57.517**	+0.713	23.297	17.076	17.144
5	15:19:57.071	**56.926**	+0.122	22.892	16.916	17.118
6	15:20:54.000	**56.929**	+0.125	22.906	16.926	17.097
7	15:21:50.804	**56.804**		**22.811**	**16.868**	17.125
8	15:22:47.864	**57.060**	+0.256	22.986	16.954	17.120
9	15:23:44.939	**57.075**	+0.271	22.952	17.066	**17.057**
10	15:24:42.257	**57.318**	+0.514	22.932	17.006	17.380
11	15:25:39.474	**57.217**	+0.413	23.085	16.915	17.217

(315) Daan Van Dun

Lap	Time of Day	Lap Tm	Diff	S1 Tm	S2 Tm	S3 Tm
1	15:16:03.760	**1:03.870**	+7.286	26.587	18.345	18.938
2	15:17:03.953	**1:00.193**	+3.609	24.101	17.940	18.152
3	15:18:02.991	**59.038**	+2.454	24.260	17.557	17.221
4	15:19:00.570	**57.579**	+0.995	23.125	17.336	17.118
5	15:19:57.183	**56.613**	+0.029	**22.575**	17.011	17.027
6	15:20:54.295	**57.112**	+0.528	22.882	17.067	17.163
7	15:21:50.879	**56.584**		22.646	16.937	**17.001**
8	15:22:47.908	**57.029**	+0.445	23.040	**16.925**	17.064
9	15:23:45.016	**57.108**	+0.524	22.978	17.122	17.008
10	15:24:42.406	**57.390**	+0.806	22.920	17.087	17.383
11	15:25:39.699	**57.293**	+0.709	23.133	17.025	17.135

(348) Alexander Knaepkens

Lap	Time of Day	Lap Tm	Diff	S1 Tm	S2 Tm	S3 Tm
1	15:16:05.059	**1:05.366**	+9.200	26.172	18.489	20.705
2	15:17:04.192	**59.133**	+2.967	24.002	17.341	17.790
3	15:18:02.690	**58.498**	+2.332	23.786	17.499	17.213
4	15:19:00.218	**57.528**	+1.362	23.305	17.171	17.052
5	15:19:56.384	**56.166**		**22.497**	**16.759**	**16.910**
6	15:20:52.918	**56.534**	+0.368	22.745	16.865	16.924
7	15:21:49.277	**56.359**	+0.193	22.587	16.797	16.975
8	15:22:45.609	**56.332**	+0.166	22.552	16.829	16.951
9	15:23:42.115	**56.506**	+0.340	22.628	16.897	16.981
10	15:24:38.482	**56.367**	+0.201	22.622	16.809	16.936
11	15:25:35.035	**56.553**	+0.387	22.697	16.871	16.985

(313) Jules de Rouck

Lap	Time of Day	Lap Tm	Diff	S1 Tm	S2 Tm	S3 Tm
1	15:16:06.050	**1:06.731**	+10.396	26.226	18.609	21.896
2	15:17:06.724	**1:00.674**	+4.339	24.549	18.013	18.112
3	15:18:06.058	**59.334**	+2.999	23.711	18.247	17.376
4	15:19:02.982	**56.924**	+0.589	22.984	16.922	17.018
5	15:19:59.576	**56.594**	+0.259	22.705	16.857	17.032
6	15:20:56.052	**56.476**	+0.141	22.653	16.918	16.905
7	15:21:52.428	**56.376**	+0.041	22.643	16.771	16.962
8	15:22:49.697	**57.269**	+0.934	**22.624**	16.899	17.746
9	15:23:46.665	**56.968**	+0.633	23.227	16.854	**16.887**
10	15:24:43.000	**56.335**		22.676	**16.755**	16.904
11	15:25:39.837	**56.837**	+0.502	22.736	17.017	17.084

(316) Bart Van Dun

Lap	Time of Day	Lap Tm	Diff	S1 Tm	S2 Tm	S3 Tm
1	15:16:04.577	**1:04.910**	+8.154	26.954	18.521	19.435
2	15:17:04.248	**59.671**	+2.915	24.735	17.379	17.557

GK4 Kart Series Round 7

Rotax Max Senior — Genk 1,360 Km

Heat 2 — 15.11.2026 15:10

Race (8:00 and 2 Laps) started at 15:14:58

Lap	Time of Day	Lap Tm	Diff	S1 Tm	S2 Tm	S3 Tm
3	15:18:03.969	**59.721**	+2.965	24.280	18.128	17.313
4	15:19:01.256	**57.287**	+0.531	23.087	17.073	17.127
5	15:19:58.246	**56.990**	+0.234	22.881	17.081	**17.028**
6	15:20:55.002	**56.756**		22.791	16.920	17.045
7	15:21:51.783	**56.781**	+0.025	22.836	**16.881**	17.064
8	15:22:49.628	**57.845**	+1.089	**22.760**	17.008	18.077
9	15:23:46.513	**56.885**	+0.129	22.896	16.954	17.035
10	15:24:44.363	**57.850**	+1.094	23.557	17.148	17.145
11	15:25:41.452	**57.089**	+0.333	22.963	17.035	17.091

(377) Giovanni De Paepe

Lap	Time of Day	Lap Tm	Diff	S1 Tm	S2 Tm	S3 Tm
1	15:16:05.829	**1:05.780**	+9.398	29.553	17.860	18.367
2	15:17:04.644	**58.815**	+2.433	24.104	17.385	17.326
3	15:18:05.605	**1:00.961**	+4.579	23.950	19.490	17.521
4	15:19:02.739	**57.134**	+0.752	22.991	16.991	17.152
5	15:19:59.350	**56.611**	+0.229	22.657	17.018	16.936
6	15:20:55.822	**56.472**	+0.090	22.664	**16.906**	16.902
7	15:21:52.204	**56.382**		22.614	16.922	16.846
8	15:22:49.145	**56.941**	+0.559	**22.482**	16.942	17.517
9	15:23:45.574	**56.429**	+0.047	22.661	16.930	**16.838**
10	15:24:42.372	**56.798**	+0.416	22.636	17.042	17.120
11	15:25:39.523	**57.151**	+0.769	23.029	17.056	17.066

(323) Mika Bison

Lap	Time of Day	Lap Tm	Diff	S1 Tm	S2 Tm	S3 Tm
1	15:16:07.821	**1:08.043**	+10.894	32.155	18.112	17.776
2	15:17:06.567	**58.746**	+1.597	23.802	17.273	17.671
3	15:18:06.067	**59.500**	+2.351	23.650	18.262	17.588
4	15:19:03.851	**57.784**	+0.635	23.267	17.148	17.369
5	15:20:01.240	**57.389**	+0.240	23.198	16.981	**17.210**
6	15:20:58.837	**57.597**	+0.448	23.109	17.096	17.392
7	15:21:56.321	**57.484**	+0.335	23.219	16.984	17.281
8	15:22:53.802	**57.481**	+0.332	23.295	**16.807**	17.379
9	15:23:51.554	**57.752**	+0.603	23.104	17.346	17.302
10	15:24:48.703	**57.149**		**22.981**	16.843	17.325
11	15:25:46.314	**57.611**	+0.462	23.127	17.217	17.267

(374) Lotte Swerts

Lap	Time of Day	Lap Tm	Diff	S1 Tm	S2 Tm	S3 Tm
1	15:16:05.745	**1:05.398**	+8.318	27.796	18.883	18.719
2	15:17:06.381	**1:00.636**	+3.556	24.623	18.131	17.882
3	15:18:06.755	**1:00.374**	+3.294	23.778	18.776	17.820
4	15:19:05.232	**58.477**	+1.397	23.508	17.499	17.470
5	15:20:02.883	**57.651**	+0.571	23.039	17.340	17.272
6	15:21:00.761	**57.878**	+0.798	23.239	17.384	17.255
7	15:21:58.126	**57.365**	+0.285	23.054	17.063	17.248
8	15:22:55.449	**57.323**	+0.243	**22.983**	17.166	17.174
9	15:23:52.529	**57.080**		22.990	**16.917**	**17.173**
10	15:24:50.098	**57.569**	+0.489	23.104	17.200	17.265
11	15:25:47.454	**57.356**	+0.276	23.020	17.146	17.190

(399) Walter Weinhold

Lap	Time of Day	Lap Tm	Diff	S1 Tm	S2 Tm	S3 Tm
1	15:16:05.311	**1:05.505**	+8.966	27.662	18.747	19.096
2	15:17:05.441	**1:00.130**	+3.591	24.698	17.795	17.637
3	15:18:13.537	**1:08.096**	+11.557	23.686	26.263	18.147
4	15:19:11.448	**57.911**	+1.372	23.343	17.205	17.363
5	15:20:08.670	**57.222**	+0.683	22.985	17.062	17.175
6	15:21:05.892	**57.222**	+0.683	22.995	17.076	17.151
7	15:22:02.595	**56.703**	+0.164	22.887	16.738	17.078
8	15:22:59.387	**56.792**	+0.253	22.862	16.746	17.184
9	15:23:55.926	**56.539**		**22.712**	**16.725**	17.102
10	15:24:52.549	**56.623**	+0.084	22.731	16.801	17.091
11	15:25:49.311	**56.762**	+0.223	22.826	16.876	**17.060**

(361) Daan van Zon

Lap	Time of Day	Lap Tm	Diff	S1 Tm	S2 Tm	S3 Tm
1	15:16:04.293	**1:04.825**	+5.713	26.197	18.363	20.265
2	15:17:03.405	**59.112**		**23.464**	17.944	**17.704**

GK4 Kart Series Round 7

Lapchart

Rotax Max Senior

Genk 1,360 Km

Heat 2

15.11.2026 15:10

Race (8:00 and 2 Laps) started at 15:14:58

Competitors		Laps											
		0	1	2	3	4	5	6	7	8	9	10	11
Matiaz Vereeken (354)	1	354	354	354	354	354	354	354	354	354	354	354	354
Azem Bayram (304)	2	304	350	350	350	350	350	350	350	320	320	320	320
Nathan Marichal (309)	3	309	331	306	306	320	320	320	320	350	350	350	350
Liam van Haecke (350)	4	350	306	320	320	306	306	306	306	306	306	306	306
Sven Rongen (333)	5	333	320	331	322	322	322	322	322	322	322	322	322
Cas Tobben (306)	6	306	309	322	331	331	331	331	331	331	331	331	331
Tristen Scheys (346)	7	346	321	309	309	309	309	309	309	309	309	309	309
Kenneth Van Moerkerke (320)	8	320	322	321	321	310	310	310	310	310	310	310	371
Nick Van Hees (321)	9	321	346	310	310	321	321	321	321	321	321	371	310
Jake Menten (331)	10	331	310	333	333	333	333	333	333	333	371	321	321
Jaimy Delissen (322)	11	322	333	346	346	346	346	346	346	371	333	333	333
Milan Goens (310)	12	310	326	326	326	326	326	326	326	346	326	326	326
Milan Delmotte (326)	13	326	357	312	312	312	312	312	371	326	346	346	346
Sebastian Vogten (357)	14	357	312	361	371	371	371	371	312	312	312	357	357
Jules de Rouck (313)	15	313	304	304	357	357	357	357	357	357	357	312	312
Brent Spaepen (312)	16	312	315	357	304	304	304	304	304	304	304	304	304
Daan van Zon (361)	17	361	361	315	394	394	348	348	348	348	348	348	348
Bart Van Dun (316)	18	316	316	394	348	348	394	394	394	394	394	394	394
Alexander Knaepkens (348)	19	348	394	371	315	315	315	315	315	315	315	377	377
Mika Bison (323)	20	323	371	348	316	316	316	316	316	377	377	315	315
Walter Weinhold (399)	21	399	348	316	377	377	377	377	377	316	316	313	313
Daan Van Dun (315)	22	315	399	377	313	313	313	313	313	313	313	316	316
Giovanni De Paepe (377)	23	377	374	399	323	323	323	323	323	323	323	323	323
Alex van Opstal (394)	24	394	377	374	374	374	374	374	374	374	374	374	374
Lotte Swerts (374)	25	374	313	323	399	399	399	399	399	399	399	399	399
Jasper Lenaerts (371)	26	371	323	313									
-	27												
-	28												

GK4 Kart Series Round 7

Rotax Max Senior — **Genk 1,360 Km**

Final — **15.11.2026 16:35**

Race (9:00 and 2 Laps)

14	399		374	
		27		28
13	377		393	
		25		26
12	394		361	
		23		24
11	348		323	
		21		22
10	316		315	
		19		20
9	327		313	
		17		18
8	357		371	
		15		16
7	326		312	
		13		14
6	309		310	
		11		12
5	346		321	
		9		10
4	331		304	
		7		8
3	322		333	
		5		6
2	306		320	
		3		4
1	354		350	
		1		2

POLE POSITION

GK4 Kart Series Round 7

Rotax Max Senior — **Genk 1,360 Km**

Final — **15.11.2026 16:35**

Race (9:00 and 2 Laps) started at 16:38:38

Pos	No.	Name	NAT	Chassis	Raceteam	Laps	Total Tm	Diff	Best Tm	Points	Penalty
1	306	Cas Tobben	NLD	CS55	Kart Racing Zuid	12	11:17.147		55.915	80	
2	354	Matiaz Vereeken	BEL		DVL Power	12	11:18.761	1.614	55.791	76	3 sec
3	331	Jake Menten	NLD		Slangen Karting	12	11:20.926	3.779	55.838	73	
4	322	Jaimy Delissen	NLD		Danny Delissen	12	11:21.108	3.961	55.904	71	
5	327	Nick Soudant	NLD			12	11:21.792	4.645	55.816	70	
6	350	Liam van Haecke	BEL		CRG Belgium	12	11:24.685	7.538	55.977	69	
7	371	Jasper Lenaerts	BEL		TD Racing	12	11:25.548	8.401	55.752	68	5 sec
8	346	Tristen Scheys	BEL			12	11:26.217	9.070	56.372	67	
9	310	Milan Goens	BEL		TD Racing	12	11:27.220	10.073	56.261	66	
10	309	Nathan Marichal	BEL			12	11:27.296	10.149	56.011	65	
11	333	Sven Rongen	NLD		Rongen Racing	12	11:28.708	11.561	56.425	64	3 sec
12	357	Sebastian Vogten	NLD		Slangen Karting	12	11:32.071	14.924	56.084	63	
13	361	Daan van Zon	NLD		Sodi Nederland	12	11:34.031	16.884	56.263	62	
14	321	Nick Van Hees	NLD		DFK	12	11:34.362	17.215	56.491	61	
15	313	Jules de Rouck	BEL		Schepers Racing	12	11:34.621	17.474	55.866	60	3 sec
16	312	Brent Spaepen	BEL		SBD Racing	12	11:35.722	18.575	56.620	59	
17	348	Alexander Knaepkens	BEL		Schepers Racing	12	11:37.100	19.953	56.379	58	3 sec
18	394	Alex van Opstal	BEL		Slangen Karting	12	11:37.764	20.617	56.456	57	3 sec
19	315	Daan Van Dun	BEL		V.D. Racing	12	11:37.925	20.778	56.540	56	3 sec
20	399	Walter Weinhold	BEL		Bijnens Maarten	12	11:40.207	23.060	57.009	55	
21	304	Azem Bayram	TUR		Bijnens Maarten	12	11:41.613	24.466	56.451	54	8 sec
22	393	Edge Roose	BEL		Enzo Delanghe	12	11:42.395	25.248	56.297	53	8 sec
23	316	Bart Van Dun	BEL		V.D. Racing	12	11:42.573	25.426	56.954	52	3 sec
24	326	Milan Delmotte	BEL		SFP Racing	12	11:45.727	28.580	56.444	51	3 sec
25	323	Mika Bison	NLD		Bison Racing	12	11:49.684	32.537	56.923	50	
26	377	Giovanni De Paepe	BEL		SLC Karting	12	11:51.228	34.081	56.300	49	
27	374	Lotte Swerts	BEL		SBD Racing					48	
Not classified											
DSQ	320	Kenneth Van Moerkerke	BEL		KA Motorsport	12	11:24.329	DSQ	55.844	0	3 sec

Announcements

These results are provisional until the conclusion of any judicial and technical matters!
#354, 393 Time penalty 3 sec. / Corridor 2 wheels
#304 Time penalty 5 sec. / Pushing
#304,313,315,316,320,326,333,348,394 time penalty 3 sec. (front fairing)
#393 Time penalty 5 sec. / Pushing
#371 Time penalty 5 sec. / Causing a collision
#320 Disqualified of the event / Unsportsmanlike behaviour

Margin of Victory	km/h	Best Lap Tm	km/h	Best Lap by
1.614	86,764	55.752	87,817	371 - Jasper Lenaerts

Official Timekeeping camp-company.de — **Orbits**

Timekeeping G. Kristensen:

Clerk of the course J. Van Walsum:

Chief Scrutineer Fons van Dun:

Printed: 15.11.2026 17:48:38

posted at: h

GK4 Kart Series Round 7

Rotax Max Senior — Genk 1,360 Km

Final — 15.11.2026 16:35

Race (9:00 and 2 Laps) started at 16:38:38

(306) Cas Tobben

Lap	Time of Day	Lap Tm	Diff	S1 Tm	S2 Tm	S3 Tm
1	16:39:37.520	**58.620**	+2.705	24.120	17.286	17.214
2	16:40:34.299	**56.779**	+0.864	22.833	16.900	17.046
3	16:41:30.558	**56.259**	+0.344	22.580	16.795	16.884
4	16:42:26.742	**56.184**	+0.269	22.513	16.772	16.899
5	16:43:22.728	**55.986**	+0.071	22.362	16.739	16.885
6	16:44:20.038	**57.310**	+1.395	23.449	16.959	16.902
7	16:45:16.029	**55.991**	+0.076	22.421	16.684	16.886
8	16:46:12.167	**56.138**	+0.223	22.587	16.702	16.849
9	16:47:08.082	**55.915**		22.403	16.632	16.880
10	16:48:04.027	**55.945**	+0.030	**22.360**	16.711	16.874
11	16:48:59.949	**55.922**	+0.007	22.454	**16.623**	**16.845**
12	16:49:55.940	**55.991**	+0.076	22.420	16.653	16.918

(354) Matiaz Vereeken

Lap	Time of Day	Lap Tm	Diff	S1 Tm	S2 Tm	S3 Tm
1	16:39:37.282	**58.489**	+2.698	24.126	17.153	17.210
2	16:40:34.040	**56.758**	+0.967	22.947	16.848	16.963
3	16:41:30.320	**56.280**	+0.489	22.677	16.718	16.885
4	16:42:26.511	**56.191**	+0.400	22.676	16.673	16.842
5	16:43:22.968	**56.457**	+0.666	22.504	17.140	16.813
6	16:44:18.983	**56.015**	+0.224	22.639	16.565	16.811
7	16:45:14.869	**55.886**	+0.095	22.540	16.527	16.819
8	16:46:10.660	**55.791**		22.522	**16.507**	**16.762**
9	16:47:06.658	**55.998**	+0.207	22.507	16.655	16.836
10	16:48:02.573	**55.915**	+0.124	**22.455**	16.586	16.874
11	16:48:58.595	**56.022**	+0.231	22.606	16.593	16.823
12	16:49:54.554	**55.959**	+0.168	22.553	16.533	16.873

(331) Jake Menten

Lap	Time of Day	Lap Tm	Diff	S1 Tm	S2 Tm	S3 Tm
1	16:39:39.419	**1:00.308**	+4.470	25.536	17.591	17.181
2	16:40:36.165	**56.746**	+0.908	22.927	16.824	16.995
3	16:41:32.469	**56.304**	+0.466	22.622	16.728	16.954
4	16:42:28.596	**56.127**	+0.289	22.616	16.692	16.819
5	16:43:24.434	**55.838**		22.423	16.604	16.811
6	16:44:20.771	**56.337**	+0.499	22.469	16.800	17.068
7	16:45:16.756	**55.985**	+0.147	22.447	16.626	16.912
8	16:46:12.793	**56.037**	+0.199	22.541	16.583	16.913
9	16:47:09.171	**56.378**	+0.540	**22.292**	**16.526**	17.560
10	16:48:06.074	**56.903**	+1.065	23.344	16.703	16.856
11	16:49:01.972	**55.898**	+0.060	22.525	16.621	**16.752**
12	16:49:59.719	**57.747**	+1.909	22.490	16.621	18.636

(322) Jaimy Delissen

Lap	Time of Day	Lap Tm	Diff	S1 Tm	S2 Tm	S3 Tm
1	16:39:38.501	**59.520**	+3.616	24.949	17.396	17.175
2	16:40:35.464	**56.963**	+1.059	23.005	16.918	17.040
3	16:41:31.864	**56.400**	+0.496	22.646	16.868	16.886
4	16:42:28.009	**56.145**	+0.241	22.559	16.705	16.881
5	16:43:23.913	**55.904**		22.419	16.681	16.804
6	16:44:20.917	**57.004**	+1.100	22.617	17.122	17.265
7	16:45:17.058	**56.141**	+0.237	22.555	16.734	16.852
8	16:46:13.237	**56.179**	+0.275	22.767	16.680	**16.732**
9	16:47:09.298	**56.061**	+0.157	**22.414**	**16.661**	16.986
10	16:48:06.558	**57.260**	+1.356	23.300	16.847	17.113
11	16:49:02.863	**56.305**	+0.401	22.706	16.742	16.857
12	16:49:59.901	**57.038**	+1.134	22.598	16.678	17.762

(327) Nick Soudant

Lap	Time of Day	Lap Tm	Diff	S1 Tm	S2 Tm	S3 Tm
1	16:39:42.207	**1:02.431**	+6.615	25.780	19.344	17.307
2	16:40:39.353	**57.146**	+1.330	22.891	17.248	17.007
3	16:41:36.123	**56.770**	+0.954	22.646	16.835	17.289
4	16:42:32.442	**56.319**	+0.503	22.668	16.722	16.929
5	16:43:28.394	**55.952**	+0.136	**22.403**	16.598	16.951
6	16:44:24.262	**55.868**	+0.052	22.456	16.618	**16.794**
7	16:45:21.063	**56.801**	+0.985	23.045	16.918	16.838
8	16:46:16.879	**55.816**		22.445	**16.528**	16.843
9	16:47:12.718	**55.839**	+0.023	22.429	16.553	16.857
10	16:48:08.700	**55.982**	+0.166	22.512	16.567	16.903
11	16:49:04.677	**55.977**	+0.161	22.582	16.550	16.845
12	16:50:00.585	**55.908**	+0.092	22.493	16.557	16.858

(350) Liam van Haecke

Lap	Time of Day	Lap Tm	Diff	S1 Tm	S2 Tm	S3 Tm
1	16:39:38.245	**59.432**	+3.455	24.781	17.379	17.272
2	16:40:35.217	**56.972**	+0.995	23.093	16.929	16.950
3	16:41:31.448	**56.231**	+0.254	22.588	16.799	16.844
4	16:42:27.603	**56.155**	+0.178	22.544	16.794	**16.817**
5	16:43:23.580	**55.977**		**22.374**	16.763	16.840
6	16:44:20.559	**56.979**	+1.002	22.679	17.116	17.184
7	16:45:16.859	**56.300**	+0.323	22.464	**16.652**	17.184
8	16:46:17.849	**1:00.990**	+5.013	27.314	16.738	16.938
9	16:47:14.704	**56.855**	+0.878	22.901	16.997	16.957
10	16:48:11.025	**56.321**	+0.344	22.615	16.747	16.959
11	16:49:07.220	**56.195**	+0.218	22.628	16.695	16.872
12	16:50:03.478	**56.258**	+0.281	22.627	16.714	16.917

(371) Jasper Lenaerts

Lap	Time of Day	Lap Tm	Diff	S1 Tm	S2 Tm	S3 Tm
1	16:39:41.662	**1:01.877**	+6.125	25.346	19.257	17.274
2	16:40:38.711	**57.049**	+1.297	23.119	16.986	16.944
3	16:41:34.776	**56.065**	+0.313	22.688	16.678	**16.699**
4	16:42:30.638	**55.862**	+0.110	**22.403**	16.637	16.822
5	16:43:26.551	**55.913**	+0.161	22.632	16.578	16.703
6	16:44:22.351	**55.800**	+0.048	22.515	16.583	16.702
7	16:45:18.220	**55.869**	+0.117	22.516	16.594	16.759
8	16:46:14.176	**55.956**	+0.204	22.659	16.590	16.707
9	16:47:09.928	**55.752**		22.438	16.599	16.715
10	16:48:06.494	**56.566**	+0.814	22.843	16.777	16.946
11	16:49:02.257	**55.763**	+0.011	22.480	**16.563**	16.720
12	16:49:59.341	**57.084**	+1.332	22.408	16.744	17.932

(346) Tristen Scheys

Lap	Time of Day	Lap Tm	Diff	S1 Tm	S2 Tm	S3 Tm
1	16:39:40.385	**1:01.170**	+4.798	25.489	18.063	17.618
2	16:40:37.575	**57.190**	+0.818	23.172	17.037	16.981
3	16:41:34.440	**56.865**	+0.493	22.764	16.973	17.128
4	16:42:31.036	**56.596**	+0.224	22.833	16.873	**16.890**
5	16:43:27.642	**56.606**	+0.234	22.763	16.878	16.965
6	16:44:24.014	**56.372**		22.679	16.796	16.897
7	16:45:21.616	**57.602**	+1.230	23.310	17.250	17.042
8	16:46:18.232	**56.616**	+0.244	22.779	16.828	17.009
9	16:47:15.418	**57.186**	+0.814	22.787	17.196	17.203
10	16:48:11.937	**56.519**	+0.147	**22.674**	16.811	17.034
11	16:49:08.466	**56.529**	+0.157	22.803	16.828	16.898
12	16:50:05.010	**56.544**	+0.172	22.800	**16.775**	16.969

(310) Milan Goens

Lap	Time of Day	Lap Tm	Diff	S1 Tm	S2 Tm	S3 Tm
1	16:39:41.400	**1:01.953**	+5.692	25.897	18.678	17.378
2	16:40:39.157	**57.757**	+1.496	23.331	17.315	17.111
3	16:41:36.336	**57.179**	+0.918	23.307	16.883	16.989
4	16:42:33.215	**56.879**	+0.618	23.097	16.884	16.898
5	16:43:29.555	**56.340**	+0.079	22.664	16.793	16.883
6	16:44:25.816	**56.261**		**22.609**	**16.770**	**16.882**
7	16:45:22.312	**56.496**	+0.235	22.621	16.789	17.086
8	16:46:18.673	**56.361**	+0.100	22.664	16.773	16.924
9	16:47:15.326	**56.653**	+0.392	22.635	16.922	17.096
10	16:48:12.210	**56.884**	+0.623	22.964	16.982	16.938
11	16:49:09.253	**57.043**	+0.782	23.307	16.812	16.924
12	16:50:06.013	**56.760**	+0.499	23.010	16.834	16.916

(309) Nathan Marichal

Lap	Time of Day	Lap Tm	Diff	S1 Tm	S2 Tm	S3 Tm
1	16:39:41.728	**1:02.396**	+6.385	25.594	19.350	17.452
2	16:40:39.595	**57.867**	+1.856	23.363	17.490	17.014
3	16:41:37.154	**57.559**	+1.548	23.371	17.243	16.945
4	16:42:34.672	**57.518**	+1.507	22.705	17.681	17.132







GK4 Kart Series Round 7

Rotax Max Senior — **Genk 1,360 Km**

Final — **15.11.2026 16:35**

Race (9:00 and 2 Laps) started at 16:38:38

(333) Sven Rongen

Lap	Time of Day	Lap Tm	Diff	S1 Tm	S2 Tm	S3 Tm
1	16:39:40.213	**1:01.247**	+4.822	25.657	18.030	17.560
2	16:40:37.283	**57.070**	+0.645	23.069	16.959	17.042
3	16:41:33.956	**56.673**	+0.248	22.847	16.799	17.027
4	16:42:30.565	**56.609**	+0.184	22.796	16.764	17.049
5	16:43:27.363	**56.798**	+0.373	22.994	16.764	17.040
6	16:44:23.835	**56.472**	+0.047	22.697	16.772	17.003
7	16:45:21.005	**57.170**	+0.745	23.350	16.767	17.053
8	16:46:17.751	**56.746**	+0.321	22.998	16.747	17.001
9	16:47:15.102	**57.351**	+0.926	22.977	17.337	17.037
10	16:48:11.582	**56.480**	+0.055	22.694	16.698	17.088
11	16:49:08.007	**56.425**		22.768	**16.661**	**16.996**
12	16:50:04.501	**56.494**	+0.069	**22.663**	16.734	17.097

(357) Sebastian Vogten

Lap	Time of Day	Lap Tm	Diff	S1 Tm	S2 Tm	S3 Tm
1	16:39:44.519	**1:04.887**	+8.803	26.868	19.200	18.819
2	16:40:43.377	**58.858**	+2.774	23.889	17.807	17.162
3	16:41:41.349	**57.972**	+1.888	23.153	17.034	17.785
4	16:42:38.630	**57.281**	+1.197	23.421	16.938	16.922
5	16:43:35.148	**56.518**	+0.434	23.032	16.670	16.816
6	16:44:31.588	**56.440**	+0.356	22.942	**16.636**	16.862
7	16:45:27.672	**56.084**		22.462	16.729	16.893
8	16:46:23.977	**56.305**	+0.221	22.685	16.763	16.857
9	16:47:20.241	**56.264**	+0.180	**22.461**	17.043	**16.760**
10	16:48:17.477	**57.236**	+1.152	22.968	17.005	17.263
11	16:49:14.083	**56.606**	+0.522	22.845	16.727	17.034
12	16:50:10.864	**56.781**	+0.697	23.083	16.897	16.801

(361) Daan van Zon

Lap	Time of Day	Lap Tm	Diff	S1 Tm	S2 Tm	S3 Tm
1	16:39:42.362	**1:02.123**	+5.860	25.854	18.977	17.292
2	16:40:40.256	**57.894**	+1.631	23.188	17.632	17.074
3	16:41:36.996	**56.740**	+0.477	22.753	17.041	16.946
4	16:42:34.593	**57.597**	+1.334	22.690	17.742	17.165
5	16:43:30.856	**56.263**		**22.550**	16.867	**16.846**
6	16:44:27.349	**56.493**	+0.230	22.763	16.821	16.909
7	16:45:24.638	**57.289**	+1.026	23.227	16.914	17.148
8	16:46:21.112	**56.474**	+0.211	22.740	**16.791**	16.943
9	16:47:19.527	**58.415**	+2.152	24.418	17.013	16.984
10	16:48:16.744	**57.217**	+0.954	23.082	17.014	17.121
11	16:49:14.006	**57.262**	+0.999	23.024	16.985	17.253
12	16:50:12.824	**58.818**	+2.555	23.194	18.449	17.175

(321) Nick Van Hees

Lap	Time of Day	Lap Tm	Diff	S1 Tm	S2 Tm	S3 Tm
1	16:39:42.096	**1:02.834**	+6.343	25.969	19.448	17.417
2	16:40:40.592	**58.496**	+2.005	23.485	17.741	17.270
3	16:41:37.596	**57.004**	+0.513	22.911	16.963	17.130
4	16:42:35.027	**57.431**	+0.940	22.681	17.257	17.493
5	16:43:31.999	**56.972**	+0.481	22.988	16.898	17.086
6	16:44:28.695	**56.696**	+0.205	22.709	**16.825**	17.162
7	16:45:26.307	**57.612**	+1.121	23.332	17.085	17.195
8	16:46:22.798	**56.491**		**22.665**	16.832	**16.994**
9	16:47:20.174	**57.376**	+0.885	23.115	17.244	17.017
10	16:48:17.631	**57.457**	+0.966	22.906	17.393	17.158
11	16:49:15.363	**57.732**	+1.241	23.053	16.974	17.705
12	16:50:13.155	**57.792**	+1.301	23.048	17.478	17.266

(313) Jules de Rouck

Lap	Time of Day	Lap Tm	Diff	S1 Tm	S2 Tm	S3 Tm
1	16:39:44.110	**1:04.203**	+8.337	25.527	20.079	18.597
2	16:40:42.525	**58.415**	+2.549	23.976	17.209	17.230
3	16:41:40.500	**57.975**	+2.109	22.989	17.512	17.474
4	16:42:36.711	**56.211**	+0.345	22.540	16.869	16.802
5	16:43:32.808	**56.097**	+0.231	22.558	16.737	16.802
6	16:44:28.928	**56.120**	+0.254	**22.407**	16.829	16.884
7	16:45:25.482	**56.554**	+0.688	22.952	16.718	16.884
8	16:46:21.348	**55.866**		22.501	**16.622**	**16.743**
9	16:47:19.647	**58.299**	+2.433	24.301	17.100	16.898
10	16:48:16.809	**57.162**	+1.296	23.043	17.019	17.100
11	16:49:13.930	**57.121**	+1.255	23.041	17.003	17.077
12	16:50:10.414	**56.484**	+0.618	22.912	16.753	16.819

(312) Brent Spaepen

Lap	Time of Day	Lap Tm	Diff	S1 Tm	S2 Tm	S3 Tm
1	16:39:44.570	**1:04.891**	+8.271	27.209	19.080	18.602
2	16:40:43.851	**59.281**	+2.661	23.991	17.867	17.423
3	16:41:42.837	**58.986**	+2.366	23.576	18.063	17.347
4	16:42:40.401	**57.564**	+0.944	22.966	17.435	17.163
5	16:43:37.132	**56.731**	+0.111	**22.706**	16.997	17.028
6	16:44:33.786	**56.654**	+0.034	22.792	16.884	16.978
7	16:45:30.561	**56.775**	+0.155	22.787	16.880	17.108
8	16:46:27.181	**56.620**		22.758	16.908	**16.954**
9	16:47:23.873	**56.692**	+0.072	22.762	16.925	17.005
10	16:48:20.748	**56.875**	+0.255	22.774	16.930	17.171
11	16:49:17.462	**56.714**	+0.094	22.797	**16.853**	17.064
12	16:50:14.515	**57.053**	+0.433	22.924	17.025	17.104

(348) Alexander Knaepkens

Lap	Time of Day	Lap Tm	Diff	S1 Tm	S2 Tm	S3 Tm
1	16:39:44.231	**1:04.159**	+7.780	26.458	19.080	18.621
2	16:40:42.620	**58.389**	+2.010	23.974	17.299	17.116
3	16:41:40.780	**58.160**	+1.781	23.152	17.356	17.652
4	16:42:37.420	**56.640**	+0.261	22.614	17.059	16.967
5	16:43:33.799	**56.379**		**22.589**	16.812	16.978
6	16:44:30.311	**56.512**	+0.133	22.826	16.757	16.929
7	16:45:27.037	**56.726**	+0.347	22.798	16.871	17.057
8	16:46:23.615	**56.578**	+0.199	22.949	**16.720**	**16.909**
9	16:47:20.566	**56.951**	+0.572	22.625	17.344	16.982
10	16:48:17.722	**57.156**	+0.777	23.170	16.916	17.070
11	16:49:14.837	**57.115**	+0.736	23.144	16.830	17.141
12	16:50:12.893	**58.056**	+1.677	22.698	18.208	17.150

(394) Alex van Opstal

Lap	Time of Day	Lap Tm	Diff	S1 Tm	S2 Tm	S3 Tm
1	16:39:45.315	**1:05.151**	+8.695	27.518	18.899	18.734
2	16:40:43.921	**58.606**	+2.150	23.831	17.523	17.252
3	16:41:42.419	**58.498**	+2.042	23.483	17.893	17.122
4	16:42:39.814	**57.395**	+0.939	23.237	17.159	16.999
5	16:43:36.529	**56.715**	+0.259	22.640	17.021	17.054
6	16:44:33.039	**56.510**	+0.054	22.696	16.834	**16.980**
7	16:45:29.495	**56.456**		**22.627**	**16.786**	17.043
8	16:46:26.323	**56.828**	+0.372	22.781	17.045	17.002
9	16:47:22.921	**56.598**	+0.142	22.692	16.872	17.034
10	16:48:19.552	**56.631**	+0.175	22.761	16.827	17.043
11	16:49:16.062	**56.510**	+0.054	22.687	16.790	17.033
12	16:50:13.557	**57.495**	+1.039	23.094	17.246	17.155

(315) Daan Van Dun

Lap	Time of Day	Lap Tm	Diff	S1 Tm	S2 Tm	S3 Tm
1	16:39:43.388	**1:03.444**	+6.904	26.264	19.110	18.070
2	16:40:41.388	**58.000**	+1.460	23.374	17.397	17.229
3	16:41:41.122	**59.734**	+3.194	23.881	17.642	18.211
4	16:42:38.219	**57.097**	+0.557	22.980	17.104	17.013
5	16:43:34.855	**56.636**	+0.096	22.717	16.882	17.037
6	16:44:32.301	**57.446**	+0.906	23.446	16.928	17.072
7	16:45:29.053	**56.752**	+0.212	22.706	17.000	17.046
8	16:46:26.526	**57.473**	+0.933	23.131	17.231	17.111
9	16:47:23.066	**56.540**		**22.618**	17.010	**16.912**
10	16:48:19.689	**56.623**	+0.083	22.789	**16.877**	16.957

GK4 Kart Series Round 7

Rotax Max Senior — Genk 1,360 Km

Final — 15.11.2026 16:35

Race (9:00 and 2 Laps) started at 16:38:38

(399) Walter Weinhold

Lap	Time of Day	Lap Tm	Diff	S1 Tm	S2 Tm	S3 Tm
1	16:39:45.450	**1:04.951**	+7.942	27.505	18.949	18.497
2	16:40:44.921	**59.471**	+2.462	24.002	17.890	17.579
3	16:41:43.343	**58.422**	+1.413	23.328	17.614	17.480
4	16:42:41.305	**57.962**	+0.953	23.215	17.452	17.295
5	16:43:38.839	**57.534**	+0.525	22.938	17.373	17.223
6	16:44:36.024	**57.185**	+0.176	22.848	17.197	17.140
7	16:45:33.033	**57.009**		22.794	**17.050**	17.165
8	16:46:30.369	**57.336**	+0.327	22.853	17.264	17.219
9	16:47:27.571	**57.202**	+0.193	22.860	17.092	17.250
10	16:48:24.690	**57.119**	+0.110	**22.700**	17.269	17.150
11	16:49:21.910	**57.220**	+0.211	22.881	17.211	**17.128**
12	16:50:19.000	**57.090**	+0.081	22.824	17.096	17.170

(304) Azem Bayram

Lap	Time of Day	Lap Tm	Diff	S1 Tm	S2 Tm	S3 Tm
1	16:39:41.065	**1:01.931**	+5.480	25.870	18.661	17.400
2	16:40:38.413	**57.348**	+0.897	23.104	17.123	17.121
3	16:41:36.087	**57.674**	+1.223	23.342	17.059	17.273
4	16:42:34.500	**58.413**	+1.962	23.477	17.708	17.228
5	16:43:32.339	**57.839**	+1.388	23.910	16.983	**16.946**
6	16:44:28.864	**56.525**	+0.074	22.802	16.774	16.949
7	16:45:26.075	**57.211**	+0.760	23.183	16.995	17.033
8	16:46:22.526	**56.451**		**22.721**	**16.758**	16.972
9	16:47:19.943	**57.417**	+0.966	23.298	17.110	17.009
10	16:48:17.547	**57.604**	+1.153	22.927	17.094	17.583
11	16:49:14.437	**56.890**	+0.439	23.062	16.799	17.029
12	16:50:12.406	**57.969**	+1.518	22.928	17.909	17.132

(393) Edge Roose

Lap	Time of Day	Lap Tm	Diff	S1 Tm	S2 Tm	S3 Tm
1	16:39:44.400	**1:03.974**	+7.677	26.368	19.013	18.593
2	16:40:42.752	**58.352**	+2.055	23.933	17.315	17.104
3	16:41:41.078	**58.326**	+2.029	23.123	17.339	17.864
4	16:42:39.326	**58.248**	+1.951	24.302	16.965	16.981
5	16:43:36.241	**56.915**	+0.618	22.901	17.083	16.931
6	16:44:32.598	**56.357**	+0.060	22.649	**16.767**	16.941
7	16:45:29.135	**56.537**	+0.240	22.628	16.898	17.011
8	16:46:25.439	**56.304**	+0.007	22.652	16.773	**16.879**
9	16:47:21.736	**56.297**		22.569	16.808	16.920
10	16:48:18.372	**56.636**	+0.339	**22.538**	16.909	17.189
11	16:49:15.244	**56.872**	+0.575	22.714	16.888	17.270
12	16:50:13.188	**57.944**	+1.647	23.534	17.373	17.037

(316) Bart Van Dun

Lap	Time of Day	Lap Tm	Diff	S1 Tm	S2 Tm	S3 Tm
1	16:39:44.939	**1:05.059**	+8.105	27.495	18.975	18.589
2	16:40:44.326	**59.387**	+2.433	24.342	17.745	17.300
3	16:41:43.040	**58.714**	+1.760	23.178	18.093	17.443
4	16:42:40.805	**57.765**	+0.811	23.134	17.315	17.316
5	16:43:38.058	**57.253**	+0.299	23.008	17.172	**17.073**
6	16:44:35.315	**57.257**	+0.303	23.013	17.110	17.134
7	16:45:32.499	**57.184**	+0.230	23.042	16.993	17.149
8	16:46:29.453	**56.954**		**22.867**	16.961	17.126
9	16:47:26.414	**56.961**	+0.007	22.908	**16.893**	17.160
10	16:48:23.618	**57.204**	+0.250	23.038	16.970	17.196
11	16:49:20.896	**57.278**	+0.324	22.952	17.118	17.208
12	16:50:18.366	**57.470**	+0.516	23.044	17.076	17.350

(326) Milan Delmotte

Lap	Time of Day	Lap Tm	Diff	S1 Tm	S2 Tm	S3 Tm
1	16:39:43.409	**1:03.914**	+7.470	26.432	19.278	18.204
2	16:40:41.503	**58.094**	+1.650	23.506	17.404	17.184
3	16:41:39.957	**58.454**	+2.010	23.894	17.391	17.169
4	16:42:36.533	**56.576**	+0.132	22.810	16.886	**16.880**
5	16:43:33.540	**57.007**	+0.563	23.106	16.926	16.975
6	16:44:30.121	**56.581**	+0.137	22.775	**16.760**	17.046
7	16:45:27.073	**56.952**	+0.508	22.749	16.959	17.244
8	16:46:24.524	**57.451**	+1.007	23.368	17.068	17.015
9	16:47:20.968	**56.444**		**22.627**	16.892	16.925
10	16:48:18.693	**57.725**	+1.281	22.988	17.141	17.596
11	16:49:15.490	**56.797**	+0.353	22.940	16.926	16.931
12	16:50:21.520	**1:06.030**	+9.586	23.523	22.057	20.450

(323) Mika Bison

Lap	Time of Day	Lap Tm	Diff	S1 Tm	S2 Tm	S3 Tm
1	16:39:43.842	**1:03.783**	+6.860	25.521	19.516	18.746
2	16:40:42.580	**58.738**	+1.815	23.818	17.296	17.624
3	16:41:42.416	**59.836**	+2.913	24.803	17.617	17.416
4	16:42:40.283	**57.867**	+0.944	23.305	17.276	17.286
5	16:43:37.866	**57.583**	+0.660	22.956	17.248	17.379
6	16:44:39.236	**1:01.370**	+4.447	26.000	17.962	17.408
7	16:45:36.623	**57.387**	+0.464	23.256	**16.880**	17.251
8	16:46:33.737	**57.114**	+0.191	22.950	16.944	17.220
9	16:47:31.145	**57.408**	+0.485	23.343	16.885	17.180
10	16:48:28.068	**56.923**		**22.848**	16.954	**17.121**
11	16:49:25.607	**57.539**	+0.616	23.116	17.112	17.311
12	16:50:28.477	**1:02.870**	+5.947	23.113	22.228	17.529

(377) Giovanni De Paepe

Lap	Time of Day	Lap Tm	Diff	S1 Tm	S2 Tm	S3 Tm
1	16:39:44.620	**1:04.346**	+8.046	26.769	19.024	18.553
2	16:40:43.089	**58.469**	+2.169	23.792	17.452	17.225
3	16:41:41.469	**58.380**	+2.080	23.223	17.004	18.153
4	16:42:38.508	**57.039**	+0.739	22.898	16.994	17.147
5	16:43:53.911	**1:15.403**	+19.103	23.583	34.264	17.556
6	16:44:50.891	**56.980**	+0.680	23.029	16.985	16.966
7	16:45:47.519	**56.628**	+0.328	22.635	16.964	17.029
8	16:46:43.819	**56.300**		**22.559**	**16.771**	16.970
9	16:47:40.385	**56.566**	+0.266	22.850	16.803	16.913
10	16:48:37.040	**56.655**	+0.355	22.784	16.906	16.965
11	16:49:33.609	**56.569**	+0.269	22.838	16.848	**16.883**
12	16:50:30.021	**56.412**	+0.112	22.705	16.776	16.931

(320) Kenneth Van Moerkerke

Lap	Time of Day	Lap Tm	Diff	S1 Tm	S2 Tm	S3 Tm
1	16:39:38.357	**59.474**	+3.630	24.969	17.315	17.190
2	16:40:34.906	**56.549**	+0.705	22.794	16.840	16.915
3	16:41:31.127	**56.221**	+0.377	22.694	16.704	16.823
4	16:42:27.098	**55.971**	+0.127	22.551	16.664	16.756
5	16:43:23.089	**55.991**	+0.147	22.426	16.810	16.755
6	16:44:20.352	**57.263**	+1.419	23.343	17.011	16.909
7	16:45:16.196	**55.844**		**22.397**	16.660	16.787
8	16:46:12.457	**56.261**	+0.417	22.955	**16.571**	**16.735**
9	16:47:09.053	**56.596**	+0.752	22.460	16.600	17.536
10	16:48:05.590	**56.537**	+0.693	23.140	16.600	16.797
11	16:49:01.676	**56.086**	+0.242	22.585	16.640	16.861
12	16:50:00.122	**58.446**	+2.602	22.632	16.707	19.107

GK4 Kart Series Round 7

Lapchart

Rotax Max Senior

Genk 1,360 Km

Final

15.11.2026 16:35

Race (9:00 and 2 Laps) started at 16:38:38

Competitors		Laps												
		0	1	2	3	4	5	6	7	8	9	10	11	12
Matiaz Vereeken (354)	1	354	354	354	354	354	306	354	354	354	354	354	354	354
Liam van Haecke (350)	2	350	306	306	306	306	354	306	306	306	306	306	306	306
Kenneth Van Moerkerke (320)	3	320	350	320	320	320	320	320	320	320	320	320	320	371
Cas Tobben (306)	4	306	320	350	350	350	350	350	331	331	331	331	331	331
Sven Rongen (333)	5	333	322	322	322	322	322	331	350	322	322	371	371	322
Jaimy Delissen (322)	6	322	331	331	331	331	331	322	322	371	371	322	322	320
Jake Menten (331)	7	331	333	333	333	333	371	371	371	327	327	327	327	327
Azem Bayram (304)	8	304	346	346	346	371	333	333	333	333	350	350	350	350
Tristen Scheys (346)	9	346	304	304	371	346	346	346	327	350	333	333	333	333
Nick Van Hees (321)	10	321	310	371	304	327	327	327	346	346	310	346	346	346
Nathan Marichal (309)	11	309	371	310	327	310	310	310	310	310	346	310	310	310
Milan Goens (310)	12	310	309	327	310	304	361	361	309	309	309	309	309	309
Milan Delmotte (326)	13	326	321	309	361	361	309	309	361	361	361	361	313	313
Sebastian Vogten (357)	14	357	327	361	309	309	321	321	313	313	313	313	361	357
Brent Spaepen (312)	15	312	361	321	321	321	304	304	304	304	304	357	357	304
Nick Soudant (327)	16	327	315	315	326	326	313	313	321	321	321	304	304	361
Jasper Lenaerts (371)	17	371	326	326	313	313	326	326	348	348	357	321	348	348
Bart Van Dun (316)	18	316	323	313	348	348	348	348	326	357	348	348	393	321
Jules de Rouck (313)	19	313	313	323	393	315	315	357	357	326	326	393	321	393
Daan Van Dun (315)	20	315	348	348	315	377	357	315	315	393	393	326	326	394
Mika Bison (323)	21	323	393	393	357	357	393	393	393	394	394	394	394	315
Alexander Knaepkens (348)	22	348	357	377	377	393	394	394	394	315	315	315	315	312
Alex van Opstal (394)	23	394	312	357	323	394	312	312	312	312	312	312	312	316
Daan van Zon (361)	24	361	377	312	394	323	323	316	316	316	316	316	316	399
Giovanni De Paepe (377)	25	377	316	394	312	312	316	399	399	399	399	399	399	326
Edge Roose (393)	26	393	394	316	316	316	399	323	323	323	323	323	323	323
Walter Weinhold (399)	27	399	399	399	399	399	377	377	377	377	377	377	377	377
-	28													

GK4 Kart Series Round 7

Open Shifter — **Genk 1,360 Km**

Warm up 1 — **15.11.2026 09:12**

Practice (8:00 Time) started at 9:14:02

Pos	No.	Name	NAT	Raceteam	Laps	Best Tm	Diff	Gap	In Lap	km/h
1	**157**	Tim Ver Elst (KZ2)	BEL	CS Competition	**7**	**1:09.468**			5	70,478
2	**701**	Christof Huibers (SUSH)	BEL	DFK	**7**	**1:10.306**	**0.838**	0.838	7	69,638
3	**141**	Armin Pierlé (KZ2)	BEL	TD Racing	**6**	**1:10.325**	**0.857**	0.019	5	69,620
4	**99**	Matthieu Delbauf (KZ2)	BEL	CS Competition	**7**	**1:11.719**	**2.251**	1.394	6	68,266
5	**164**	Jelte Bouma (KZ2)	NLD	DJK Racing	**7**	**1:11.781**	**2.313**	0.062	6	68,207
6	**727**	Lukas Horcicka (SUSH)	CZE		**7**	**1:11.912**	**2.444**	0.131	7	68,083
7	**102**	Joey Hanssen (KZ2)	NLD	Hanssen Motorsport	**6**	**1:12.054**	**2.586**	0.142	6	67,949
8	**704**	Milo Van Buggenhout (SUSH)	BEL	DFK	**7**	**1:12.308**	**2.840**	0.254	7	67,710
9	**103**	Senne Vandecruys (KZ2)	BEL	CS Competition	**7**	**1:12.622**	**3.154**	0.314	6	67,418
10	**134**	Gil Mertens (KZ2)	BEL	CRG Belgium	**7**	**1:12.896**	**3.428**	0.274	6	67,164
11	**719**	Randy Schoonderwaldt (SUSH)	NLD	DFK	**6**	**1:13.809**	**4.341**	0.913	6	66,333
12	**155**	Kevin Bakker (KZ2)	NLD	DJK Racing	**6**	**1:14.567**	**5.099**	0.758	5	65,659
13	**142**	Maarten Versteegh (KZ2)	NLD	DJK Racing	**6**	**1:14.994**	**5.526**	0.427	5	65,285
14	**952**	Axl Verlinde (SUSHM)	BEL	DFK	**6**	**1:14.994**	**5.526**		6	65,285
15	**105**	Ayron De Fauw (KZ2)	BEL	GM Racing	**6**	**1:15.886**	**6.418**	0.892	4	64,518
16	**738**	Twan Kuurman (SUSH)	NLD	DFK	**6**	**1:16.152**	**6.684**	0.266	6	64,292
17	**89**	Marc Donders (KZ2M)	NLD	O.W. Karting	**6**	**1:16.565**	**7.097**	0.413	5	63,946
18	**140**	Mick Bertram (KZ2)	NLD	Hanssen Motorsport	**5**	**1:16.803**	**7.335**	0.238	5	63,748
19	**9**	Rivolino De Cuypere (KZ2M)	BEL	TD Racing	**3**	**1:19.690**	**10.222**	2.887	3	61,438
20	**162**	Arne van der Plaatsen (KZ2)	BEL	Carette Motorsport	**6**	**1:22.188**	**12.720**	2.498	6	59,571
21	**109**	Nick Ausloos (KZ2)	BEL	DFK	**5**	**1:22.329**	**12.861**	0.141	5	59,469
22	**776**	Lukas Van den Heijkant (SUSH)	NLD	DFK	**4**	**1:22.488**	**13.020**	0.159	4	59,354
23	**34**	Gregory De Keyser (KZ2M)	BEL	GM Racing	**5**	**1:22.756**	**13.288**	0.268	5	59,162
24	**107**	Jayden Aesaert (KZ2)	BEL	GM Racing					0	-
25	**151**	Yiroh van Duijvenvoorde (KZ2)	NLD	RPM Tuning					0	-
26	**187**	Stefan Buitelaar (KZ2)	NLD	YDA					0	-
27	**199**	Yannick Quirijnen (KZ2)	BEL	CS Competition					0	-

Announcements

#738 Deleted lap 4 / Shortcut

GK4 Kart Series Round 7

Open Shifter — Genk 1,360 Km

Warm up 1 — 15.11.2026 09:12

Practice (8:00 Time) started at 9:14:02

(157) Tim Ver Elst (KZ2)

Lap	Time of Day	Lap Tm	Diff	S1 Tm	S2 Tm	S3 Tm
1	9:15:27.500	**1:14.129**	+4.661	30.271	22.200	21.658
2	9:16:38.942	**1:11.442**	+1.974	28.185	21.710	21.547
3	9:17:49.916	**1:10.974**	+1.506	28.137	21.392	21.445
4	9:18:59.954	**1:10.038**	+0.570	27.788	**21.049**	21.201
5	9:20:09.422	**1:09.468**		27.626	21.113	**20.729**
6	9:21:19.631	**1:10.209**	+0.741	27.725	21.183	21.301
7	9:22:30.077	**1:10.446**	+0.978	**27.385**	21.897	21.164

(701) Christof Huibers (SUSH)

Lap	Time of Day	Lap Tm	Diff	S1 Tm	S2 Tm	S3 Tm
1	9:15:46.597	**1:18.866**	+8.560	32.142	24.387	22.337
2	9:16:58.328	**1:11.731**	+1.425	28.079	22.181	21.471
3	9:18:10.119	**1:11.791**	+1.485	27.823	22.549	21.419
4	9:19:22.153	**1:12.034**	+1.728	28.083	22.146	21.805
5	9:20:32.658	**1:10.505**	+0.199	27.992	21.428	**21.085**
6	9:21:43.267	**1:10.609**	+0.303	**27.480**	21.761	21.368
7	9:22:53.573	**1:10.306**		27.799	**21.227**	21.280

(141) Armin Pierlé (KZ2)

Lap	Time of Day	Lap Tm	Diff	S1 Tm	S2 Tm	S3 Tm
1	9:16:02.855	**1:25.791**	+15.466	35.707	25.355	24.729
2	9:17:18.669	**1:15.814**	+5.489	29.664	22.871	23.279
3	9:18:44.966	**1:26.297**	+15.972	41.632	22.406	22.259
4	9:19:56.032	**1:11.066**	+0.741	27.774	**21.536**	21.756
5	9:21:06.357	**1:10.325**		**27.610**	21.625	**21.090**
6	9:22:19.283	**1:12.926**	+2.601	30.112	21.608	21.206

(99) Matthieu Delbauf (KZ2)

Lap	Time of Day	Lap Tm	Diff	S1 Tm	S2 Tm	S3 Tm
1	9:15:33.619	**1:16.415**	+4.696	30.752	23.030	22.633
2	9:16:48.378	**1:14.759**	+3.040	29.389	22.684	22.686
3	9:18:01.618	**1:13.240**	+1.521	28.811	22.326	22.103
4	9:19:14.276	**1:12.658**	+0.939	28.618	22.121	21.919
5	9:20:27.555	**1:13.279**	+1.560	29.495	21.793	21.991
6	9:21:39.274	**1:11.719**		**28.095**	22.025	21.599
7	9:22:51.189	**1:11.915**	+0.196	28.668	**21.769**	**21.478**

(164) Jelte Bouma (KZ2)

Lap	Time of Day	Lap Tm	Diff	S1 Tm	S2 Tm	S3 Tm
1	9:15:46.119	**1:17.936**	+6.155	31.817	23.742	22.377
2	9:16:59.514	**1:13.395**	+1.614	29.295	22.379	21.721
3	9:18:12.196	**1:12.682**	+0.901	28.861	22.090	21.731
4	9:19:25.514	**1:13.318**	+1.537	28.564	22.093	22.661
5	9:20:38.133	**1:12.619**	+0.838	28.825	22.290	21.504
6	9:21:49.914	**1:11.781**		**28.483**	**21.853**	**21.445**
7	9:23:01.927	**1:12.013**	+0.232	28.581	21.966	21.466

(727) Lukas Horcicka (SUSH)

Lap	Time of Day	Lap Tm	Diff	S1 Tm	S2 Tm	S3 Tm
1	9:15:40.272	**1:22.110**	+10.198	34.485	23.995	23.630
2	9:16:56.135	**1:15.863**	+3.951	29.881	23.141	22.841
3	9:18:12.048	**1:15.913**	+4.001	29.655	23.127	23.131
4	9:19:25.811	**1:13.763**	+1.851	29.332	22.240	22.191
5	9:20:38.960	**1:13.149**	+1.237	29.033	22.388	21.728
6	9:21:51.274	**1:12.314**	+0.402	28.375	**22.170**	21.769
7	9:23:03.186	**1:11.912**		**27.985**	22.494	**21.433**

(102) Joey Hanssen (KZ2)

Lap	Time of Day	Lap Tm	Diff	S1 Tm	S2 Tm	S3 Tm
1	9:15:51.178	**1:25.727**	+13.673	36.077	26.302	23.348
2	9:17:07.971	**1:16.793**	+4.739	30.363	23.499	22.931
3	9:18:51.442	**1:43.471**	+31.417	29.964	23.532	49.975
4	9:20:05.703	**1:14.261**	+2.207	29.459	22.934	21.868
5	9:21:18.644	**1:12.941**	+0.887	28.924	22.706	**21.311**
6	9:22:30.698	**1:12.054**		**28.188**	**22.252**	21.614

(704) Milo Van Buggenhout (SUSH)

Lap	Time of Day	Lap Tm	Diff	S1 Tm	S2 Tm	S3 Tm
1	9:15:49.646	**1:19.831**	+7.523	31.980	23.879	23.972
2	9:17:04.341	**1:14.695**	+2.387	29.161	22.517	23.017
3	9:18:18.000	**1:13.659**	+1.351	28.939	22.293	22.427
4	9:19:31.560	**1:13.560**	+1.252	**28.491**	22.492	22.577
5	9:20:46.307	**1:14.747**	+2.439	29.255	22.998	22.494
6	9:21:59.870	**1:13.563**	+1.255	28.647	22.483	22.433
7	9:23:12.178	**1:12.308**		28.632	**21.947**	**21.729**

(103) Senne Vandecruys (KZ2)

Lap	Time of Day	Lap Tm	Diff	S1 Tm	S2 Tm	S3 Tm
1	9:15:34.100	**1:18.669**	+6.047	31.568	23.336	23.765
2	9:16:49.317	**1:15.217**	+2.595	29.247	23.414	22.556
3	9:18:02.991	**1:13.674**	+1.052	29.149	22.310	22.215
4	9:19:16.259	**1:13.268**	+0.646	28.841	22.346	22.081
5	9:20:30.976	**1:14.717**	+2.095	30.835	**21.979**	**21.903**
6	9:21:43.598	**1:12.622**		**28.644**	22.032	21.946
7	9:22:57.235	**1:13.637**	+1.015	29.375	22.006	22.256

(134) Gil Mertens (KZ2)

Lap	Time of Day	Lap Tm	Diff	S1 Tm	S2 Tm	S3 Tm
1	9:15:38.229	**1:18.750**	+5.854	31.804	23.680	23.266
2	9:16:53.534	**1:15.305**	+2.409	29.884	23.134	22.287
3	9:18:07.561	**1:14.027**	+1.131	29.700	22.426	21.901
4	9:19:22.959	**1:15.398**	+2.502	29.864	22.658	22.876
5	9:20:36.287	**1:13.328**	+0.432	28.901	22.510	21.917
6	9:21:49.183	**1:12.896**		**28.646**	**22.395**	**21.855**
7	9:23:02.721	**1:13.538**	+0.642	28.870	22.574	22.094

(719) Randy Schoonderwaldt (SUSH)

Lap	Time of Day	Lap Tm	Diff	S1 Tm	S2 Tm	S3 Tm
1	9:16:50.518	**2:23.455**	+1:09.646	33.724	24.612	1:25.119
2	9:18:10.010	**1:19.492**	+5.683	33.537	22.949	23.006
3	9:19:25.289	**1:15.279**	+1.470	29.304	22.988	22.987
4	9:20:40.823	**1:15.534**	+1.725	29.909	23.220	22.405
5	9:21:54.659	**1:13.836**	+0.027	**28.918**	22.715	22.203
6	9:23:08.468	**1:13.809**		29.157	**22.547**	**22.105**

(155) Kevin Bakker (KZ2)

Lap	Time of Day	Lap Tm	Diff	S1 Tm	S2 Tm	S3 Tm
1	9:15:57.584	**1:20.582**	+6.015	33.079	24.325	23.178
2	9:17:14.838	**1:17.254**	+2.687	29.948	24.276	23.030
3	9:18:31.361	**1:16.523**	+1.956	30.323	23.700	22.500
4	9:19:47.805	**1:16.444**	+1.877	30.451	23.476	22.517
5	9:21:02.372	**1:14.567**		**29.234**	**22.987**	**22.346**
6	9:22:17.651	**1:15.279**	+0.712	29.328	23.399	22.552

(142) Maarten Versteegh (KZ2)

Lap	Time of Day	Lap Tm	Diff	S1 Tm	S2 Tm	S3 Tm
1	9:15:55.856	**1:20.319**	+5.325	33.621	23.759	22.939
2	9:17:12.658	**1:16.802**	+1.808	30.954	23.337	22.511
3	9:18:28.531	**1:15.873**	+0.879	29.905	23.410	22.558
4	9:19:43.977	**1:15.446**	+0.452	29.621	23.087	22.738
5	9:20:58.971	**1:14.994**		29.645	**23.004**	**22.345**
6	9:22:14.153	**1:15.182**	+0.188	**29.294**	23.017	22.871

(952) Axl Verlinde (SUSHM)

Lap	Time of Day	Lap Tm	Diff	S1 Tm	S2 Tm	S3 Tm
1	9:15:50.398	**1:21.372**	+6.378	33.595	24.784	22.993
2	9:17:07.502	**1:17.104**	+2.110	30.654	23.548	22.902
3	9:18:26.369	**1:18.867**	+3.873	30.068	23.795	25.004
4	9:20:00.602	**1:34.233**	+19.239	30.768	25.369	38.096
5	9:21:20.941	**1:20.339**	+5.345	34.504	23.097	22.738
6	9:22:35.935	**1:14.994**		**29.693**	**22.937**	**22.364**

(105) Ayron De Fauw (KZ2)

Lap	Time of Day	Lap Tm	Diff	S1 Tm	S2 Tm	S3 Tm
1	9:16:20.841	**1:25.416**	+9.530	36.103	25.231	24.082
2	9:17:38.146	**1:17.305**	+1.419	30.576	23.426	23.303
3	9:18:55.043	**1:16.897**	+1.011	30.159	23.505	23.233
4	9:20:10.929	**1:15.886**		**29.632**	**23.101**	23.153
5	9:21:26.846	**1:15.917**	+0.031	29.793	23.532	**22.592**
6	9:22:42.887	**1:16.041**	+0.155	30.014	23.104	22.923

(738) Twan Kuurman (SUSH)

Lap	Time of Day	Lap Tm	Diff	S1 Tm	S2 Tm	S3 Tm
1	9:15:53.478	**1:25.069**	+8.917	33.592	26.400	25.077
2	9:17:10.243	**1:16.765**	+0.613	30.072	23.202	23.491

GK4 Kart Series Round 7

Open Shifter — Genk 1,360 Km

Warm up 1 — 15.11.2026 09:12

Practice (8:00 Time) started at 9:14:02

Lap	Time of Day	Lap Tm	Diff	S1 Tm	S2 Tm	S3 Tm
3	9:18:26.659	**1:16.416**	+0.264	29.960	23.230	23.226
4	9:19:30.883	**1:04.224**	-11.928	**16.724**	23.960	23.540
5	9:20:48.922	**1:18.039**	+1.887	30.609	23.838	23.592
6	9:22:05.074	**1:16.152**		30.025	**23.157**	**22.970**

(89) Marc Donders (KZ2M)

Lap	Time of Day	Lap Tm	Diff	S1 Tm	S2 Tm	S3 Tm
1	9:15:43.410	**1:22.810**	+6.245	33.901	24.876	24.033
2	9:17:02.573	**1:19.163**	+2.598	31.417	23.995	23.751
3	9:18:21.303	**1:18.730**	+2.165	30.829	24.438	23.463
4	9:19:38.324	**1:17.021**	+0.456	30.269	**23.470**	23.282
5	9:20:54.889	**1:16.565**		**30.037**	23.662	**22.866**
6	9:22:12.597	**1:17.708**	+1.143	30.248	23.555	23.905

(140) Mick Bertram (KZ2)

Lap	Time of Day	Lap Tm	Diff	S1 Tm	S2 Tm	S3 Tm
1	9:15:55.473	**1:23.939**	+7.136	34.589	25.090	24.260
2	9:17:13.838	**1:18.365**	+1.562	30.968	24.306	23.091
3	9:18:30.751	**1:16.913**	+0.110	30.544	**23.362**	23.007
4	9:19:49.690	**1:18.939**	+2.136	32.448	23.527	22.964
5	9:21:06.493	**1:16.803**		**30.295**	23.592	**22.916**

(9) Rivolino De Cuypere (KZ2M)

Lap	Time of Day	Lap Tm	Diff	S1 Tm	S2 Tm	S3 Tm
1	9:20:40.615	**1:29.905**	+10.215	40.338	24.716	24.851
2	9:22:01.257	**1:20.642**	+0.952	31.972	24.432	24.238
3	9:23:20.947	**1:19.690**		**31.129**	**24.408**	**24.153**

(162) Arne van der Plaatsen (KZ2)

Lap	Time of Day	Lap Tm	Diff	S1 Tm	S2 Tm	S3 Tm
1	9:15:53.482	**1:29.392**	+7.204	35.335	26.858	27.199
2	9:17:19.301	**1:25.819**	+3.631	33.344	25.884	26.591
3	9:18:45.229	**1:25.928**	+3.740	34.798	25.911	25.219
4	9:20:07.756	**1:22.527**	+0.339	32.680	24.901	24.946
5	9:21:34.784	**1:27.028**	+4.840	**32.443**	25.917	28.668
6	9:22:56.972	**1:22.188**		32.799	**24.554**	**24.835**

(109) Nick Ausloos (KZ2)

Lap	Time of Day	Lap Tm	Diff	S1 Tm	S2 Tm	S3 Tm
1	9:16:37.629	**2:20.527**	+58.198	1:25.772	28.488	26.267
2	9:18:02.441	**1:24.812**	+2.483	34.145	25.708	24.959
3	9:19:27.139	**1:24.698**	+2.369	33.688	25.436	25.574
4	9:20:50.708	**1:23.569**	+1.240	**32.485**	24.990	26.094
5	9:22:13.037	**1:22.329**		32.653	**24.904**	**24.772**

(776) Lukas Van den Heijkant (SUSH)

Lap	Time of Day	Lap Tm	Diff	S1 Tm	S2 Tm	S3 Tm
1	9:16:14.147	**1:30.458**	+7.970	36.734	27.152	26.572
2	9:17:39.155	**1:25.008**	+2.520	32.713	26.785	25.510
3	9:19:03.206	**1:24.051**	+1.563	33.131	26.055	**24.865**
4	9:20:25.694	**1:22.488**		**32.176**	25.368	24.944

(34) Gregory De Keyser (KZ2M)

Lap	Time of Day	Lap Tm	Diff	S1 Tm	S2 Tm	S3 Tm
1	9:16:19.614	**1:36.124**	+13.368	44.000	26.198	25.926
2	9:17:44.166	**1:24.552**	+1.796	33.942	25.168	25.442
3	9:19:12.231	**1:28.065**	+5.309	34.222	29.057	**24.786**
4	9:20:51.587	**1:39.356**	+16.600	40.082	34.122	25.152
5	9:22:14.343	**1:22.756**		**32.518**	**24.943**	25.295

GK4 Kart Series Round 7

Open Shifter — **Genk 1,360 Km**

Warm up 2 — **15.11.2026 10:27**

Practice (8:00 Time) started at 10:27:02

Pos	No.	Name	NAT	Raceteam	Laps	Best Tm	Diff	Gap	In Lap	km/h
1	**157**	Tim Ver Elst (KZ2)	BEL	CS Competition	**7**	**1:08.135**			7	71,857
2	**701**	Christof Huibers (SUSH)	BEL	DFK	**7**	**1:08.363**	**0.228**	0.228	6	71,618
3	**102**	Joey Hanssen (KZ2)	NLD	Hanssen Motorsport	**7**	**1:08.632**	**0.497**	0.269	7	71,337
4	**141**	Armin Pierlé (KZ2)	BEL	TD Racing	**7**	**1:09.315**	**1.180**	0.683	4	70,634
5	**134**	Gil Mertens (KZ2)	BEL	CRG Belgium	**7**	**1:09.391**	**1.256**	0.076	4	70,557
6	**140**	Mick Bertram (KZ2)	NLD	Hanssen Motorsport	**7**	**1:09.636**	**1.501**	0.245	7	70,308
7	**99**	Matthieu Delbauf (KZ2)	BEL	CS Competition	**7**	**1:09.848**	**1.713**	0.212	7	70,095
8	**727**	Lukas Horcicka (SUSH)	CZE		**7**	**1:10.140**	**2.005**	0.292	4	69,803
9	**164**	Jelte Bouma (KZ2)	NLD	DJK Racing	**7**	**1:10.209**	**2.074**	0.069	7	69,735
10	**719**	Randy Schoonderwaldt (SUSH)	NLD	DFK	**6**	**1:10.706**	**2.571**	0.497	4	69,244
11	**103**	Senne Vandecruys (KZ2)	BEL	CS Competition	**7**	**1:10.848**	**2.713**	0.142	6	69,106
12	**704**	Milo Van Buggenhout (SUSH)	BEL	DFK	**6**	**1:11.024**	**2.889**	0.176	6	68,934
13	**162**	Arne van der Plaatsen (KZ2)	BEL	Carette Motorsport	**7**	**1:11.503**	**3.368**	0.479	7	68,473
14	**9**	Rivolino De Cuypere (KZ2M)	BEL	TD Racing	**7**	**1:11.660**	**3.525**	0.157	4	68,323
15	**952**	Axl Verlinde (SUSHM)	BEL	DFK	**7**	**1:12.195**	**4.060**	0.535	5	67,816
16	**142**	Maarten Versteegh (KZ2)	NLD	DJK Racing	**7**	**1:12.444**	**4.309**	0.249	6	67,583
17	**738**	Twan Kuurman (SUSH)	NLD	DFK	**7**	**1:12.530**	**4.395**	0.086	6	67,503
18	**109**	Nick Ausloos (KZ2)	BEL	DFK	**6**	**1:13.086**	**4.951**	0.556	5	66,990
19	**155**	Kevin Bakker (KZ2)	NLD	DJK Racing	**7**	**1:13.277**	**5.142**	0.191	4	66,815
20	**776**	Lukas Van den Heijkant (SUSH)	NLD	DFK	**6**	**1:13.666**	**5.531**	0.389	6	66,462
21	**105**	Ayron De Fauw (KZ2)	BEL	GM Racing	**6**	**1:13.786**	**5.651**	0.120	5	66,354
22	**107**	Jayden Aesaert (KZ2)	BEL	GM Racing	**6**	**1:15.158**	**7.023**	1.372	6	65,143
23	**89**	Marc Donders (KZ2M)	NLD	O.W. Karting	**6**	**1:15.939**	**7.804**	0.781	5	64,473
24	**34**	Gregory De Keyser (KZ2M)	BEL	GM Racing	**5**	**1:17.570**	**9.435**	1.631	4	63,117
25	**151**	Yiroh van Duijvenvoorde (KZ2)	NLD	RPM Tuning					0	-
26	**187**	Stefan Buitelaar (KZ2)	NLD	YDA					0	-

GK4 Kart Series Round 7

Open Shifter — Genk 1,360 Km

Warm up 2 — 15.11.2026 10:27

Practice (8:00 Time) started at 10:27:02

(157) Tim Ver Elst (KZ2)

Lap	Time of Day	Lap Tm	Diff	S1 Tm	S2 Tm	S3 Tm
1	10:28:28.020	**1:13.366**	+5.231	29.618	22.086	21.662
2	10:29:37.202	**1:09.182**	+1.047	27.305	20.959	20.918
3	10:30:45.960	**1:08.758**	+0.623	27.170	20.685	20.903
4	10:31:54.560	**1:08.600**	+0.465	27.295	20.829	**20.476**
5	10:33:02.955	**1:08.395**	+0.260	27.268	**20.630**	20.497
6	10:34:11.152	**1:08.197**	+0.062	**26.849**	20.690	20.658
7	10:35:19.287	**1:08.135**		26.971	20.685	20.479

(701) Christof Huibers (SUSH)

Lap	Time of Day	Lap Tm	Diff	S1 Tm	S2 Tm	S3 Tm
1	10:28:29.835	**1:12.588**	+4.225	29.378	21.832	21.378
2	10:29:40.451	**1:10.616**	+2.253	27.962	21.669	20.985
3	10:30:50.029	**1:09.578**	+1.215	27.317	21.445	20.816
4	10:31:59.053	**1:09.024**	+0.661	26.903	21.079	21.042
5	10:33:07.540	**1:08.487**	+0.124	27.059	21.006	**20.422**
6	10:34:15.903	**1:08.363**		26.824	**20.977**	20.562
7	10:35:24.478	**1:08.575**	+0.212	**26.741**	21.297	20.537

(102) Joey Hanssen (KZ2)

Lap	Time of Day	Lap Tm	Diff	S1 Tm	S2 Tm	S3 Tm
1	10:28:45.027	**1:19.276**	+10.644	32.885	23.502	22.889
2	10:29:59.817	**1:14.790**	+6.158	30.010	22.566	22.214
3	10:31:12.233	**1:12.416**	+3.784	29.026	22.294	21.096
4	10:32:22.703	**1:10.470**	+1.838	27.941	21.744	20.785
5	10:33:31.767	**1:09.064**	+0.432	**26.927**	21.352	20.785
6	10:34:40.687	**1:08.920**	+0.288	27.089	21.250	20.581
7	10:35:49.319	**1:08.632**		26.998	**21.120**	**20.514**

(141) Armin Pierlé (KZ2)

Lap	Time of Day	Lap Tm	Diff	S1 Tm	S2 Tm	S3 Tm
1	10:28:40.463	**1:18.568**	+9.253	33.846	22.871	21.851
2	10:29:50.227	**1:09.764**	+0.449	27.310	21.296	21.158
3	10:31:00.116	**1:09.889**	+0.574	27.276	21.532	21.081
4	10:32:09.431	**1:09.315**		**27.159**	**21.225**	20.931
5	10:33:19.851	**1:10.420**	+1.105	27.371	21.619	21.430
6	10:34:29.423	**1:09.572**	+0.257	27.393	21.263	**20.916**
7	10:35:45.683	**1:16.260**	+6.945	27.220	21.362	27.678

(134) Gil Mertens (KZ2)

Lap	Time of Day	Lap Tm	Diff	S1 Tm	S2 Tm	S3 Tm
1	10:28:44.585	**1:17.971**	+8.580	32.156	23.497	22.318
2	10:29:55.228	**1:10.643**	+1.252	27.827	21.728	21.088
3	10:31:05.552	**1:10.324**	+0.933	27.589	21.436	21.299
4	10:32:14.943	**1:09.391**		**27.424**	21.140	20.827
5	10:33:24.387	**1:09.444**	+0.053	27.497	21.149	20.798
6	10:34:34.020	**1:09.633**	+0.242	27.640	**21.034**	20.959
7	10:35:43.480	**1:09.460**	+0.069	27.762	21.144	**20.554**

(140) Mick Bertram (KZ2)

Lap	Time of Day	Lap Tm	Diff	S1 Tm	S2 Tm	S3 Tm
1	10:28:46.130	**1:16.156**	+6.520	32.099	22.348	21.709
2	10:29:58.174	**1:12.044**	+2.408	29.132	21.960	20.952
3	10:31:08.935	**1:10.761**	+1.125	27.847	21.818	21.096
4	10:32:19.143	**1:10.208**	+0.572	27.730	21.557	20.921
5	10:33:29.040	**1:09.897**	+0.261	**27.504**	21.503	20.890
6	10:34:41.637	**1:12.597**	+2.961	30.247	21.343	21.007
7	10:35:51.273	**1:09.636**		27.538	**21.224**	**20.874**

(99) Matthieu Delbauf (KZ2)

Lap	Time of Day	Lap Tm	Diff	S1 Tm	S2 Tm	S3 Tm
1	10:28:29.364	**1:13.848**	+4.000	29.648	22.264	21.936
2	10:29:41.402	**1:12.038**	+2.190	28.192	22.246	21.600
3	10:30:52.453	**1:11.051**	+1.203	27.606	21.826	21.619
4	10:32:03.833	**1:11.380**	+1.532	28.062	21.821	21.497
5	10:33:14.503	**1:10.670**	+0.822	27.793	21.567	21.310
6	10:34:24.976	**1:10.473**	+0.625	27.872	21.540	**21.061**
7	10:35:34.824	**1:09.848**		**27.316**	**21.396**	21.136

(727) Lukas Horcicka (SUSH)

Lap	Time of Day	Lap Tm	Diff	S1 Tm	S2 Tm	S3 Tm
1	10:28:29.555	**1:13.796**	+3.656	29.767	22.462	21.567
2	10:29:41.949	**1:12.394**	+2.254	28.647	22.149	21.598
3	10:30:52.558	**1:10.609**	+0.469	28.016	21.487	21.106
4	10:32:02.698	**1:10.140**		**27.590**	**21.394**	21.156
5	10:33:14.235	**1:11.537**	+1.397	28.194	21.893	21.450
6	10:34:25.129	**1:10.894**	+0.754	28.156	21.913	**20.825**
7	10:35:35.903	**1:10.774**	+0.634	28.043	21.559	21.172

(164) Jelte Bouma (KZ2)

Lap	Time of Day	Lap Tm	Diff	S1 Tm	S2 Tm	S3 Tm
1	10:28:47.089	**1:14.539**	+4.330	30.670	22.308	21.561
2	10:29:59.981	**1:12.892**	+2.683	28.437	22.642	21.813
3	10:31:11.994	**1:12.013**	+1.804	28.396	22.348	21.269
4	10:32:23.083	**1:11.089**	+0.880	28.435	21.773	**20.881**
5	10:33:33.634	**1:10.551**	+0.342	28.069	21.392	21.090
6	10:34:44.556	**1:10.922**	+0.713	**27.616**	21.583	21.723
7	10:35:54.765	**1:10.209**		27.814	**21.382**	21.013

(719) Randy Schoonderwaldt (SUSH)

Lap	Time of Day	Lap Tm	Diff	S1 Tm	S2 Tm	S3 Tm
1	10:28:31.059	**1:13.363**	+2.657	29.702	21.932	21.729
2	10:29:42.584	**1:11.525**	+0.819	28.227	21.841	21.457
3	10:30:53.484	**1:10.900**	+0.194	27.944	21.648	21.308
4	10:32:04.190	**1:10.706**		**27.742**	21.658	**21.306**
5	10:33:15.655	**1:11.465**	+0.759	28.134	21.731	21.600
6	10:34:27.303	**1:11.648**	+0.942	28.424	**21.556**	21.668

(103) Senne Vandecruys (KZ2)

Lap	Time of Day	Lap Tm	Diff	S1 Tm	S2 Tm	S3 Tm
1	10:28:28.333	**1:14.631**	+3.783	30.090	22.152	22.389
2	10:29:39.307	**1:10.974**	+0.126	28.054	**21.564**	21.356
3	10:30:51.532	**1:12.225**	+1.377	28.571	21.985	21.669
4	10:32:03.355	**1:11.823**	+0.975	**27.913**	21.980	21.930
5	10:33:15.115	**1:11.760**	+0.912	28.639	21.683	21.438
6	10:34:25.963	**1:10.848**		28.096	21.575	**21.177**
7	10:35:37.145	**1:11.182**	+0.334	28.037	21.682	21.463

(704) Milo Van Buggenhout (SUSH)

Lap	Time of Day	Lap Tm	Diff	S1 Tm	S2 Tm	S3 Tm
1	10:29:44.337	**2:23.026**	+1:12.002	31.612	23.574	1:27.840
2	10:30:56.746	**1:12.409**	+1.385	28.495	21.771	22.143
3	10:32:08.532	**1:11.786**	+0.762	28.055	21.650	22.081
4	10:33:20.607	**1:12.075**	+1.051	28.007	21.782	22.286
5	10:34:31.936	**1:11.329**	+0.305	27.991	21.635	21.703
6	10:35:42.960	**1:11.024**		**27.746**	**21.621**	**21.657**

(162) Arne van der Plaatsen (KZ2)

Lap	Time of Day	Lap Tm	Diff	S1 Tm	S2 Tm	S3 Tm
1	10:28:48.063	**1:23.431**	+11.928	35.492	24.297	23.642
2	10:30:02.580	**1:14.517**	+3.014	29.079	22.590	22.848
3	10:31:14.864	**1:12.284**	+0.781	28.496	22.256	21.532
4	10:32:26.617	**1:11.753**	+0.250	28.234	22.065	21.454
5	10:33:39.335	**1:12.718**	+1.215	28.684	22.593	21.441
6	10:34:51.189	**1:11.854**	+0.351	**27.808**	**22.038**	22.008
7	10:36:02.692	**1:11.503**		28.365	22.082	**21.056**

(9) Rivolino De Cuypere (KZ2M)

Lap	Time of Day	Lap Tm	Diff	S1 Tm	S2 Tm	S3 Tm
1	10:28:45.946	**1:23.051**	+11.391	35.466	24.036	23.549
2	10:30:00.191	**1:14.245**	+2.585	29.505	22.661	22.079
3	10:31:13.561	**1:13.370**	+1.710	29.484	22.257	21.629
4	10:32:25.221	**1:11.660**		28.327	22.126	**21.207**
5	10:33:37.190	**1:11.969**	+0.309	28.256	21.834	21.879
6	10:34:49.464	**1:12.274**	+0.614	28.429	22.091	21.754
7	10:36:01.392	**1:11.928**	+0.268	**28.162**	**21.661**	22.105

(952) Axl Verlinde (SUSHM)

Lap	Time of Day	Lap Tm	Diff	S1 Tm	S2 Tm	S3 Tm
1	10:28:41.324	**1:18.002**	+5.807	31.480	24.010	22.512
2	10:29:56.261	**1:14.937**	+2.742	29.976	23.284	21.677
3	10:31:09.996	**1:13.735**	+1.540	29.145	22.788	21.802
4	10:32:23.753	**1:13.757**	+1.562	29.240	22.953	21.564
5	10:33:35.948	**1:12.195**		28.783	**22.134**	**21.278**
6	10:34:49.375	**1:13.427**	+1.232	28.937	22.668	21.822

GK4 Kart Series Round 7

Open Shifter — Genk 1,360 Km

Warm up 2 — 15.11.2026 10:27

Practice (8:00 Time) started at 10:27:02

(142) Maarten Versteegh (KZ2)

Lap	Time of Day	Lap Tm	Diff	S1 Tm	S2 Tm	S3 Tm
7	10:36:01.874	**1:12.499**	+0.304	**28.778**	22.195	21.526
1	10:28:45.257	**1:19.100**	+6.656	33.049	23.933	22.118
2	10:29:59.615	**1:14.358**	+1.914	29.242	23.031	22.085
3	10:31:12.738	**1:13.123**	+0.679	28.741	22.875	21.507
4	10:32:25.403	**1:12.665**	+0.221	28.607	22.519	21.539
5	10:33:38.191	**1:12.788**	+0.344	28.874	**22.400**	21.514
6	10:34:50.635	**1:12.444**		**28.248**	22.590	21.606
7	10:36:03.768	**1:13.133**	+0.689	28.975	22.660	**21.498**

(738) Twan Kuurman (SUSH)

Lap	Time of Day	Lap Tm	Diff	S1 Tm	S2 Tm	S3 Tm
1	10:28:34.629	**1:15.560**	+3.030	30.464	22.897	22.199
2	10:29:47.647	**1:13.018**	+0.488	28.622	22.534	21.862
3	10:31:00.931	**1:13.284**	+0.754	28.578	22.484	22.222
4	10:32:14.091	**1:13.160**	+0.630	28.566	22.491	22.103
5	10:33:27.893	**1:13.802**	+1.272	29.492	22.470	**21.840**
6	10:34:40.423	**1:12.530**		**28.462**	**22.227**	21.841
7	10:35:55.347	**1:14.924**	+2.394	29.793	22.301	22.830

(109) Nick Ausloos (KZ2)

Lap	Time of Day	Lap Tm	Diff	S1 Tm	S2 Tm	S3 Tm
1	10:28:52.817	**1:25.205**	+12.119	35.677	25.876	23.652
2	10:30:08.763	**1:15.946**	+2.860	30.568	23.047	22.331
3	10:31:22.576	**1:13.813**	+0.727	29.560	22.383	21.870
4	10:32:40.582	**1:18.006**	+4.920	33.553	22.457	21.996
5	10:33:53.668	**1:13.086**		**29.057**	22.388	**21.641**
6	10:35:07.447	**1:13.779**	+0.693	29.454	**22.299**	22.026

(155) Kevin Bakker (KZ2)

Lap	Time of Day	Lap Tm	Diff	S1 Tm	S2 Tm	S3 Tm
1	10:28:48.451	**1:19.361**	+6.084	33.160	23.836	22.365
2	10:30:02.657	**1:14.206**	+0.929	29.257	22.763	22.186
3	10:31:17.439	**1:14.782**	+1.505	29.285	23.162	22.335
4	10:32:30.716	**1:13.277**		28.691	22.676	**21.910**
5	10:33:44.018	**1:13.302**	+0.025	**28.558**	22.797	21.947
6	10:34:57.604	**1:13.586**	+0.309	29.305	**22.258**	22.023
7	10:36:11.587	**1:13.983**	+0.706	29.315	22.656	22.012

(776) Lukas Van den Heijkant (SUSH)

Lap	Time of Day	Lap Tm	Diff	S1 Tm	S2 Tm	S3 Tm
1	10:28:59.588	**1:20.504**	+6.838	32.574	24.669	23.261
2	10:30:17.373	**1:17.785**	+4.119	30.020	24.267	23.498
3	10:31:34.099	**1:16.726**	+3.060	29.846	23.642	23.238
4	10:32:50.151	**1:16.052**	+2.386	29.955	23.667	22.430
5	10:34:05.404	**1:15.253**	+1.587	29.442	23.462	22.349
6	10:35:19.070	**1:13.666**		**29.140**	**22.504**	**22.022**

(105) Ayron De Fauw (KZ2)

Lap	Time of Day	Lap Tm	Diff	S1 Tm	S2 Tm	S3 Tm
1	10:28:44.555	**1:20.624**	+6.838	32.651	24.405	23.568
2	10:30:01.583	**1:17.028**	+3.242	30.817	23.247	22.964
3	10:31:16.042	**1:14.459**	+0.673	29.181	22.950	22.328
4	10:32:29.915	**1:13.873**	+0.087	29.148	22.619	**22.106**
5	10:33:43.701	**1:13.786**		**28.983**	22.609	22.194
6	10:35:11.680	**1:27.979**	+14.193	43.156	**22.608**	22.215

(107) Jayden Aesaert (KZ2)

Lap	Time of Day	Lap Tm	Diff	S1 Tm	S2 Tm	S3 Tm
1	10:28:58.691	**1:24.433**	+9.275	35.404	24.377	24.652
2	10:30:18.190	**1:19.499**	+4.341	31.180	23.956	24.363
3	10:31:34.507	**1:16.317**	+1.159	30.666	**23.113**	**22.538**
4	10:32:51.392	**1:16.885**	+1.727	30.460	23.406	23.019
5	10:34:06.741	**1:15.349**	+0.191	29.260	23.242	22.847
6	10:35:21.899	**1:15.158**		**29.013**	23.525	22.620

(89) Marc Donders (KZ2M)

Lap	Time of Day	Lap Tm	Diff	S1 Tm	S2 Tm	S3 Tm
1	10:28:42.511	**1:21.186**	+5.247	33.227	24.432	23.527
2	10:30:00.350	**1:17.839**	+1.900	30.295	24.003	23.541
3	10:31:18.882	**1:18.532**	+2.593	30.698	24.197	23.637
4	10:32:35.663	**1:16.781**	+0.842	30.193	23.497	23.091
5	10:33:51.602	**1:15.939**		**29.926**	**23.296**	**22.717**
6	10:35:12.789	**1:21.187**	+5.248	30.255	27.768	23.164

(34) Gregory De Keyser (KZ2M)

Lap	Time of Day	Lap Tm	Diff	S1 Tm	S2 Tm	S3 Tm
1	10:28:53.679	**1:25.239**	+7.669	35.318	24.977	24.944
2	10:30:13.513	**1:19.834**	+2.264	31.638	24.175	24.021
3	10:31:31.427	**1:17.914**	+0.344	30.754	23.569	23.591
4	10:32:48.997	**1:17.570**		30.831	**23.250**	**23.489**
5	10:34:08.740	**1:19.743**	+2.173	**30.689**	25.277	23.777

GK4 Kart Series Round 7

Open Shifter — **Genk 1,360 Km**

Qualifying Revision 1 — **15.11.2026 11:45**

Qualifying (8:00 Time) started at 11:44:56

Pos	No.	Name	NAT	Raceteam	Laps	Best Tm	Diff	Gap	In Lap	km/h
1	**102**	Joey Hanssen (KZ2)	NLD	Hanssen Motorsport	**7**	**1:07.308**			7	72,740
2	**134**	Gil Mertens (KZ2)	BEL	CRG Belgium	**7**	**1:07.825**	**0.517**	0.517	7	72,186
3	**701**	Christof Huibers (SUSH)	BEL	DFK	**7**	**1:08.418**	**1.110**	0.593	5	71,560
4	**157**	Tim Ver Elst (KZ2)	BEL	CS Competition	**7**	**1:08.634**	**1.326**	0.216	5	71,335
5	**140**	Mick Bertram (KZ2)	NLD	Hanssen Motorsport	**7**	**1:08.800**	**1.492**	0.166	6	71,163
6	**142**	Maarten Versteegh (KZ2)	NLD	DJK Racing	**7**	**1:09.227**	**1.919**	0.427	6	70,724
7	**89**	Marc Donders (KZ2M)	NLD	O.W. Karting	**7**	**1:09.344**	**2.036**	0.117	7	70,605
8	**141**	Armin Pierlé (KZ2)	BEL	TD Racing	**7**	**1:09.473**	**2.165**	0.129	7	70,473
9	**727**	Lukas Horcicka (SUSH)	CZE		**7**	**1:09.853**	**2.545**	0.380	4	70,090
10	**9**	Rivolino De Cuypere (KZ2M)	BEL	TD Racing	**7**	**1:09.860**	**2.552**	0.007	5	70,083
11	**719**	Randy Schoonderwaldt (SUSH)	NLD	DFK	**6**	**1:09.957**	**2.649**	0.097	5	69,986
12	**99**	Matthieu Delbauf (KZ2)	BEL	CS Competition	**6**	**1:10.101**	**2.793**	0.144	6	69,842
13	**162**	Arne van der Plaatsen (KZ2)	BEL	Carette Motorsport	**7**	**1:10.497**	**3.189**	0.396	5	69,450
14	**155**	Kevin Bakker (KZ2)	NLD	DJK Racing	**7**	**1:10.544**	**3.236**	0.047	7	69,403
15	**187**	Stefan Buitelaar (KZ2)	NLD	YDA	**6**	**1:10.545**	**3.237**	0.001	6	69,403
16	**103**	Senne Vandecruys (KZ2)	BEL	CS Competition	**7**	**1:10.633**	**3.325**	0.088	6	69,316
17	**738**	Twan Kuurman (SUSH)	NLD	DFK	**6**	**1:10.973**	**3.665**	0.340	5	68,984
18	**952**	Axl Verlinde (SUSHM)	BEL	DFK	**7**	**1:10.998**	**3.690**	0.025	7	68,960
19	**704**	Milo Van Buggenhout (SUSH)	BEL	DFK	**6**	**1:11.307**	**3.999**	0.309	5	68,661
20	**776**	Lukas Van den Heijkant (SUSH)	NLD	DFK	**7**	**1:11.401**	**4.093**	0.094	6	68,570
21	**34**	Gregory De Keyser (KZ2M)	BEL	GM Racing	**6**	**1:11.519**	**4.211**	0.118	6	68,457
22	**151**	Yiroh van Duijvenvoorde (KZ2)	NLD	RPM Tuning	**6**	**1:11.576**	**4.268**	0.057	5	68,403
23	**109**	Nick Ausloos (KZ2)	BEL	DFK	**7**	**1:12.230**	**4.922**	0.654	2	67,783
24	**105**	Ayron De Fauw (KZ2)	BEL	GM Racing	**6**	**1:12.386**	**5.078**	0.156	6	67,637
25	**107**	Jayden Aesaert (KZ2)	BEL	GM Racing	**4**	**1:13.293**	**5.985**	0.907	2	66,800
Not classified										
DSQ	**164**	Jelte Bouma (KZ2)	NLD	DJK Racing	**7**	**1:09.047**			7	70,908

Announcements

These results are provisional until the conclusion of any judicial and technical matters!
#164 Disqualified of the event / Unsportsmanlike behaviour

Timekeeping G. Kristensen:

Clerk of the course J. Van Walsum:

Chief Scrutineer Fons van Dun:

Printed: 15.11.2026 17:51:53

posted at: h

GK4 Kart Series Round 7

Open Shifter

Genk 1,360 Km

Qualifying

15.11.2026 11:45

Qualifying (8:00 Time) started at 11:44:56

(102) Joey Hanssen (KZ2)

Lap	Time of Day	Lap Tm	Diff	S1 Tm	S2 Tm	S3 Tm
1	11:46:29.941	**1:13.147**	+5.839	30.124	22.017	21.006
2	11:47:38.465	**1:08.524**	+1.216	27.087	20.905	20.532
3	11:48:46.303	**1:07.838**	+0.530	26.549	20.995	20.294
4	11:49:53.987	**1:07.684**	+0.376	26.476	20.932	**20.276**
5	11:51:01.621	**1:07.634**	+0.326	26.397	20.918	20.319
6	11:52:13.475	**1:11.854**	+4.546	29.175	21.621	21.058
7	11:53:20.783	**1:07.308**		**26.309**	**20.697**	20.302

(134) Gil Mertens (KZ2)

Lap	Time of Day	Lap Tm	Diff	S1 Tm	S2 Tm	S3 Tm
1	11:46:44.440	**1:23.530**	+15.705	40.019	22.557	20.954
2	11:47:53.507	**1:09.067**	+1.242	27.278	20.918	20.871
3	11:49:01.780	**1:08.273**	+0.448	27.006	20.831	20.436
4	11:50:09.964	**1:08.184**	+0.359	26.819	20.780	20.585
5	11:51:22.887	**1:12.923**	+5.098	29.983	20.703	22.237
6	11:52:30.822	**1:07.935**	+0.110	**26.724**	20.596	20.615
7	11:53:38.647	**1:07.825**		26.849	**20.577**	**20.399**

(701) Christof Huibers (SUSH)

Lap	Time of Day	Lap Tm	Diff	S1 Tm	S2 Tm	S3 Tm
1	11:47:04.877	**1:20.127**	+11.709	34.170	23.450	22.507
2	11:48:16.817	**1:11.940**	+3.522	29.136	21.657	21.147
3	11:49:26.093	**1:09.276**	+0.858	27.219	21.121	20.936
4	11:50:34.774	**1:08.681**	+0.263	26.985	21.087	20.609
5	11:51:43.192	**1:08.418**		**26.972**	20.965	**20.481**
6	11:52:52.052	**1:08.860**	+0.442	27.171	21.161	20.528
7	11:54:00.672	**1:08.620**	+0.202	27.197	**20.891**	20.532

(157) Tim Ver Elst (KZ2)

Lap	Time of Day	Lap Tm	Diff	S1 Tm	S2 Tm	S3 Tm
1	11:46:30.077	**1:16.910**	+8.276	32.787	22.624	21.499
2	11:47:41.260	**1:11.183**	+2.549	28.515	21.439	21.229
3	11:48:50.151	**1:08.891**	+0.257	27.244	20.940	20.707
4	11:49:58.929	**1:08.778**	+0.144	**27.070**	20.905	20.803
5	11:51:07.563	**1:08.634**		27.255	**20.782**	**20.597**
6	11:52:16.566	**1:09.003**	+0.369	27.199	20.867	20.937
7	11:53:25.340	**1:08.774**	+0.140	27.232	20.904	20.638

(140) Mick Bertram (KZ2)

Lap	Time of Day	Lap Tm	Diff	S1 Tm	S2 Tm	S3 Tm
1	11:46:41.788	**1:20.475**	+11.675	31.153	26.933	22.389
2	11:47:53.814	**1:12.026**	+3.226	28.621	22.483	20.922
3	11:49:02.765	**1:08.951**	+0.151	27.380	20.933	20.638
4	11:50:11.715	**1:08.950**	+0.150	**27.016**	**20.907**	21.027
5	11:51:34.236	**1:22.521**	+13.721	33.411	26.376	22.734
6	11:52:43.036	**1:08.800**		27.040	21.213	**20.547**
7	11:53:52.194	**1:09.158**	+0.358	27.068	21.239	20.851

(164) Jelte Bouma (KZ2)

Lap	Time of Day	Lap Tm	Diff	S1 Tm	S2 Tm	S3 Tm
1	11:46:28.757	**1:15.737**	+6.690	31.750	22.563	21.424
2	11:47:39.268	**1:10.511**	+1.464	28.076	21.620	20.815
3	11:48:49.028	**1:09.760**	+0.713	27.506	21.432	20.822
4	11:49:59.103	**1:10.075**	+1.028	27.726	21.089	21.260
5	11:51:08.326	**1:09.223**	+0.176	27.487	**20.987**	**20.749**
6	11:52:17.637	**1:09.311**	+0.264	27.258	21.030	21.023
7	11:53:26.684	**1:09.047**		**27.227**	21.049	20.771

(142) Maarten Versteegh (KZ2)

Lap	Time of Day	Lap Tm	Diff	S1 Tm	S2 Tm	S3 Tm
1	11:46:32.151	**1:16.301**	+7.074	31.419	23.371	21.511
2	11:47:42.673	**1:10.522**	+1.295	27.744	21.708	21.070
3	11:48:52.418	**1:09.745**	+0.518	27.789	21.266	20.690
4	11:50:03.957	**1:11.539**	+2.312	27.741	21.554	22.244
5	11:51:13.674	**1:09.717**	+0.490	27.514	21.622	**20.581**
6	11:52:22.901	**1:09.227**		**27.374**	**21.161**	20.692
7	11:53:32.581	**1:09.680**	+0.453	27.410	21.171	21.099

(89) Marc Donders (KZ2M)

Lap	Time of Day	Lap Tm	Diff	S1 Tm	S2 Tm	S3 Tm
1	11:46:37.398	**1:18.560**	+9.216	33.429	23.275	21.856
2	11:47:49.009	**1:11.611**	+2.267	28.359	21.772	21.480
3	11:48:58.924	**1:09.915**	+0.571	27.701	21.283	20.931
4	11:50:10.253	**1:11.329**	+1.985	28.187	21.872	21.270
5	11:51:25.771	**1:15.518**	+6.174	27.927	23.453	24.138
6	11:52:35.829	**1:10.058**	+0.714	27.546	21.702	20.810
7	11:53:45.173	**1:09.344**		**27.507**	**21.151**	**20.686**

(141) Armin Pierlé (KZ2)

Lap	Time of Day	Lap Tm	Diff	S1 Tm	S2 Tm	S3 Tm
1	11:46:36.627	**1:19.858**	+10.385	34.570	23.251	22.037
2	11:47:46.950	**1:10.323**	+0.850	27.783	21.601	20.939
3	11:48:56.822	**1:09.872**	+0.399	27.585	21.450	20.837
4	11:50:06.348	**1:09.526**	+0.053	27.454	21.322	**20.750**
5	11:51:16.275	**1:09.927**	+0.454	**27.172**	21.552	21.203
6	11:52:26.534	**1:10.259**	+0.786	27.569	21.481	21.209
7	11:53:36.007	**1:09.473**		27.345	**21.229**	20.899

(727) Lukas Horcicka (SUSH)

Lap	Time of Day	Lap Tm	Diff	S1 Tm	S2 Tm	S3 Tm
1	11:46:31.302	**1:16.696**	+6.843	32.226	22.840	21.630
2	11:47:42.153	**1:10.851**	+0.998	27.938	21.893	21.020
3	11:48:52.065	**1:09.912**	+0.059	27.604	**21.274**	21.034
4	11:50:01.918	**1:09.853**		27.558	21.358	20.937
5	11:51:12.034	**1:10.116**	+0.263	27.814	21.488	**20.814**
6	11:52:22.206	**1:10.172**	+0.319	27.589	21.712	20.871
7	11:53:32.734	**1:10.528**	+0.675	**27.512**	21.609	21.407

(9) Rivolino De Cuypere (KZ2M)

Lap	Time of Day	Lap Tm	Diff	S1 Tm	S2 Tm	S3 Tm
1	11:46:52.738	**1:19.920**	+10.060	33.416	23.617	22.887
2	11:48:04.587	**1:11.849**	+1.989	28.148	21.567	22.134
3	11:49:15.491	**1:10.904**	+1.044	27.841	21.582	21.481
4	11:50:27.074	**1:11.583**	+1.723	28.550	21.786	21.247
5	11:51:36.934	**1:09.860**		27.557	**21.329**	**20.974**
6	11:52:47.726	**1:10.792**	+0.932	27.917	21.357	21.518
7	11:53:57.896	**1:10.170**	+0.310	**27.432**	21.406	21.332

(719) Randy Schoonderwaldt (SUSH)

Lap	Time of Day	Lap Tm	Diff	S1 Tm	S2 Tm	S3 Tm
1	11:47:05.283	**1:19.809**	+9.852	34.156	23.125	22.528
2	11:48:18.809	**1:13.526**	+3.569	28.929	22.777	21.820
3	11:49:30.087	**1:11.278**	+1.321	28.131	21.642	21.505
4	11:50:40.812	**1:10.725**	+0.768	27.748	21.527	21.450
5	11:51:50.769	**1:09.957**		27.565	**21.343**	**21.049**
6	11:53:00.963	**1:10.194**	+0.237	**27.349**	21.431	21.414

(99) Matthieu Delbauf (KZ2)

Lap	Time of Day	Lap Tm	Diff	S1 Tm	S2 Tm	S3 Tm
1	11:46:28.894	**1:17.018**	+6.917	32.302	22.605	22.111
2	11:47:41.003	**1:12.109**	+2.008	28.986	21.546	21.577
3	11:48:51.349	**1:10.346**	+0.245	27.842	21.619	**20.885**
4	11:50:01.721	**1:10.372**	+0.271	27.936	**21.350**	21.086
5	11:51:12.581	**1:10.860**	+0.759	28.250	21.399	21.211
6	11:52:22.682	**1:10.101**		**27.485**	21.376	21.240

(162) Arne van der Plaatsen (KZ2)

Lap	Time of Day	Lap Tm	Diff	S1 Tm	S2 Tm	S3 Tm
1	11:46:36.045	**1:18.353**	+7.856	32.664	23.450	22.239
2	11:47:54.331	**1:18.286**	+7.789			23.041
3	11:49:05.358	**1:11.027**	+0.530	27.941	**21.434**	21.652
4	11:50:16.619	**1:11.261**	+0.764	**27.523**	21.761	21.977
5	11:51:27.116	**1:10.497**		27.529	21.539	21.429
6	11:52:37.839	**1:10.723**	+0.226	27.803	21.618	21.302
7	11:53:48.425	**1:10.586**	+0.089	27.929	21.449	**21.208**

(155) Kevin Bakker (KZ2)

Lap	Time of Day	Lap Tm	Diff	S1 Tm	S2 Tm	S3 Tm
1	11:46:34.274	**1:19.192**	+8.648	33.836	23.354	22.002
2	11:47:46.336	**1:12.062**	+1.518	28.531	22.034	21.497
3	11:48:58.532	**1:12.196**	+1.652	28.837	22.038	21.321
4	11:50:09.735	**1:11.203**	+0.659	28.386	**21.566**	21.251
5	11:51:20.320	**1:10.585**	+0.041	27.842	21.621	**21.122**
6	11:52:31.501	**1:11.181**	+0.637	27.632	21.909	21.640

GK4 Kart Series Round 7

Open Shifter — Genk 1,360 Km

Qualifying — 15.11.2026 11:45

Qualifying (8:00 Time) started at 11:44:56

(187) Stefan Buitelaar (KZ2)

Lap	Time of Day	Lap Tm	Diff	S1 Tm	S2 Tm	S3 Tm
7	11:53:42.045	**1:10.544**		**27.581**	21.790	21.173
1	11:47:10.000	**1:19.013**	+8.468	33.361	23.290	22.362
2	11:48:24.267	**1:14.267**	+3.722	29.216	23.117	21.934
3	11:49:35.936	**1:11.669**	+1.124	28.305	21.982	21.382
4	11:50:52.695	**1:16.759**	+6.214	28.942	22.268	25.549
5	11:52:04.142	**1:11.447**	+0.902	**27.710**	22.208	21.529
6	11:53:14.687	**1:10.545**		28.036	**21.554**	**20.955**

(103) Senne Vandecruys (KZ2)

Lap	Time of Day	Lap Tm	Diff	S1 Tm	S2 Tm	S3 Tm
1	11:46:29.596	**1:16.741**	+6.108	31.659	23.117	21.965
2	11:47:42.010	**1:12.414**	+1.781	28.848	22.400	**21.166**
3	11:48:54.469	**1:12.459**	+1.826	28.894	22.019	21.546
4	11:50:05.461	**1:10.992**	+0.359	28.125	**21.368**	21.499
5	11:51:17.418	**1:11.957**	+1.324	27.957	22.418	21.582
6	11:52:28.051	**1:10.633**		27.770	21.577	21.286
7	11:53:39.340	**1:11.289**	+0.656	**27.673**	21.676	21.940

(738) Twan Kuurman (SUSH)

Lap	Time of Day	Lap Tm	Diff	S1 Tm	S2 Tm	S3 Tm
1	11:47:07.298	**1:22.290**	+11.317	35.380	24.016	22.894
2	11:48:20.501	**1:13.203**	+2.230	28.923	22.385	21.895
3	11:49:33.052	**1:12.551**	+1.578	28.897	22.106	21.548
4	11:50:44.294	**1:11.242**	+0.269	**27.940**	21.830	21.472
5	11:51:55.267	**1:10.973**		28.049	**21.670**	**21.254**
6	11:53:06.777	**1:11.510**	+0.537	28.348	21.822	21.340

(952) Axl Verlinde (SUSHM)

Lap	Time of Day	Lap Tm	Diff	S1 Tm	S2 Tm	S3 Tm
1	11:46:49.976	**1:22.874**	+11.876	36.198	24.412	22.264
2	11:48:02.716	**1:12.740**	+1.742	28.971	22.284	21.485
3	11:49:15.364	**1:12.648**	+1.650	28.653	22.091	21.904
4	11:50:27.458	**1:12.094**	+1.096	28.441	22.210	21.443
5	11:51:39.155	**1:11.697**	+0.699	28.449	21.877	21.371
6	11:52:51.177	**1:12.022**	+1.024	28.570	22.035	21.417
7	11:54:02.175	**1:10.998**		**28.377**	**21.389**	**21.232**

(704) Milo Van Buggenhout (SUSH)

Lap	Time of Day	Lap Tm	Diff	S1 Tm	S2 Tm	S3 Tm
1	11:47:16.282	**1:50.716**	+39.409	1:04.089	23.956	22.671
2	11:48:29.586	**1:13.304**	+1.997	29.036	22.411	21.857
3	11:49:42.234	**1:12.648**	+1.341	28.354	22.272	22.022
4	11:50:54.779	**1:12.545**	+1.238	28.307	22.225	22.013
5	11:52:06.086	**1:11.307**		**27.850**	**21.824**	21.633
6	11:53:17.789	**1:11.703**	+0.396	28.032	22.136	**21.535**

(776) Lukas Van den Heijkant (SUSH)

Lap	Time of Day	Lap Tm	Diff	S1 Tm	S2 Tm	S3 Tm
1	11:46:47.070	**1:22.788**	+11.387	34.671	25.301	22.816
2	11:48:01.811	**1:14.741**	+3.340	29.280	22.977	22.484
3	11:49:15.248	**1:13.437**	+2.036	28.821	22.587	22.029
4	11:50:29.988	**1:14.740**	+3.339	29.655	22.892	22.193
5	11:51:42.752	**1:12.764**	+1.363	28.338	22.770	21.656
6	11:52:54.153	**1:11.401**		**28.196**	**21.911**	**21.294**
7	11:54:06.508	**1:12.355**	+0.954	28.355	22.072	21.928

(34) Gregory De Keyser (KZ2M)

Lap	Time of Day	Lap Tm	Diff	S1 Tm	S2 Tm	S3 Tm
1	11:47:04.489	**1:25.928**	+14.409	36.354	25.985	23.589
2	11:48:20.195	**1:15.706**	+4.187	30.318	22.878	22.510
3	11:49:34.972	**1:14.777**	+3.258	29.652	22.872	22.253
4	11:50:50.092	**1:15.120**	+3.601	30.295	22.603	22.222
5	11:52:01.614	**1:11.522**	+0.003	28.456	**21.653**	21.413
6	11:53:13.133	**1:11.519**		**28.368**	21.792	**21.359**

(151) Yiroh van Duijvenvoorde (KZ2)

Lap	Time of Day	Lap Tm	Diff	S1 Tm	S2 Tm	S3 Tm
1	11:47:08.916	**1:21.417**	+9.841	35.480	23.794	22.143
2	11:48:23.449	**1:14.533**	+2.957	29.015	23.441	22.077
3	11:49:35.751	**1:12.302**	+0.726	28.581	21.939	21.782
4	11:50:49.414	**1:13.663**	+2.087	29.379	22.458	21.826
5	11:52:00.990	**1:11.576**		**27.923**	22.213	**21.440**
6	11:53:13.169	**1:12.179**	+0.603	28.509	**21.649**	22.021

(109) Nick Ausloos (KZ2)

Lap	Time of Day	Lap Tm	Diff	S1 Tm	S2 Tm	S3 Tm
1	11:46:33.266	**1:19.193**	+6.963	32.365	24.042	22.786
2	11:47:45.496	**1:12.230**		28.629	21.989	**21.612**
3	11:48:58.148	**1:12.652**	+0.422	**28.484**	21.944	22.224
4	11:50:11.481	**1:13.333**	+1.103	29.406	22.304	21.623
5	11:51:24.301	**1:12.820**	+0.590	28.657	**21.902**	22.261
6	11:52:36.960	**1:12.659**	+0.429	28.562	22.086	22.011
7	11:53:49.368	**1:12.408**	+0.178	28.693	21.963	21.752

(105) Ayron De Fauw (KZ2)

Lap	Time of Day	Lap Tm	Diff	S1 Tm	S2 Tm	S3 Tm
1	11:47:03.619	**1:26.135**	+13.749	36.966	25.486	23.683
2	11:48:19.935	**1:16.316**	+3.930	30.387	23.315	22.614
3	11:49:34.743	**1:14.808**	+2.422	29.691	22.743	22.374
4	11:50:51.352	**1:16.609**	+4.223	29.763	23.958	22.888
5	11:52:05.016	**1:13.664**	+1.278	28.908	22.674	22.082
6	11:53:17.402	**1:12.386**		**28.559**	**22.242**	**21.585**

(107) Jayden Aesaert (KZ2)

Lap	Time of Day	Lap Tm	Diff	S1 Tm	S2 Tm	S3 Tm
1	11:46:57.978	**1:19.174**	+5.881	34.089	23.079	**22.006**
2	11:48:11.271	**1:13.293**		29.009	22.017	22.267
3	11:51:04.168	**2:52.897**	+1:39.604	**28.399**	**21.689**	2:02.809
4	11:52:17.838	**1:13.670**	+0.377	28.846	21.789	23.035

GK4 Kart Series Round 7

Open Shifter — **Genk 1,360 Km**

Heat 1 — **15.11.2026 13:25**

Race (8:00 and 2 Laps)

13	105	25	107	26
12	151	23	109	24
11	776	21	34	22
10	952	19	704	20
9	103	17	738	18
8	155	15	187	16
7	99	13	162	14
6	9	11	719	12
5	141	9	727	10
4	142	7	89	8
3	140	5	164	6
2	701	3	157	4
1	102	1	134	2

POLE POSITION

Timekeeping G. Kristensen:

Clerk of the course J. Van Walsum:

Chief Scrutineer Fons van Dun:

Printed: 15.11.2026 12:08:31

posted at: h

GK4 Kart Series Round 7

Open Shifter — **Genk 1,360 Km**

Heat 1 Revision 1 — **15.11.2026 13:25**

Race (8:00 and 2 Laps) started at 13:33:04

Pos	No.	Name	NAT	Chassis	Raceteam	Laps	Total Tm	Diff	Best Tm	Points	Penalty
1	701	Christof Huibers (SUSH)	BEL		DFK	10	10:49.334		1:03.655	0	
2	157	Tim Ver Elst (KZ2)	BEL		CS Competition	10	10:50.779	1.445	1:03.400	2	
3	719	Randy Schoonderwaldt (SU	NLD		DFK	10	10:51.895	2.561	1:01.982	3	
4	134	Gil Mertens (KZ2)	BEL		CRG Belgium	10	10:52.908	3.574	1:04.127	4	
5	99	Matthieu Delbauf (KZ2)	BEL		CS Competition	10	10:58.145	8.811	1:03.654	5	3 sec
6	140	Mick Bertram (KZ2)	NLD		Hanssen Motorsp	10	10:58.804	9.470	1:04.704	6	
7	727	Lukas Horcicka (SUSH)	CZE			10	10:59.192	9.858	1:04.232	7	
8	102	Joey Hanssen (KZ2)	NLD		Hanssen Motorsp	10	11:01.368	12.034	1:04.868	8	5 sec
9	738	Twan Kuurman (SUSH)	NLD		DFK	10	11:03.638	14.304	1:02.465	9	
10	151	Yiroh van Duijvenvoorde (K	NLD		RPM Tuning	10	11:07.844	18.510	1:01.434	10	
11	103	Senne Vandecruys (KZ2)	BEL		CS Competition	10	11:08.692	19.358	1:04.326	11	
12	89	Marc Donders (KZ2M)	NLD		O.W. Karting	10	11:10.397	21.063	1:05.777	12	
13	9	Rivolino De Cuypere (KZ2M	BEL		TD Racing	10	11:12.127	22.793	1:05.682	13	
14	141	Armin Pierlé (KZ2)	BEL		TD Racing	10	11:13.910	24.576	1:05.752	14	
15	162	Arne van der Plaatsen (KZ2	BEL		Carette Motorspo	10	11:14.008	24.674	1:05.358	15	
16	952	Axl Verlinde (SUSHM)	BEL		DFK	10	11:14.798	25.464	1:05.323	16	
17	776	Lukas Van den Heijkant (SU	NLD		DFK	10	11:15.859	26.525	1:03.251	17	
18	704	Milo Van Buggenhout (SUSH	BEL		DFK	10	11:17.889	28.555	1:05.245	18	
19	142	Maarten Versteegh (KZ2)	NLD		DJK Racing	10	11:21.075	31.741	1:07.102	19	
20	105	Ayron De Fauw (KZ2)	BEL		GM Racing	10	11:21.297	31.963	1:05.700	20	
21	109	Nick Ausloos (KZ2)	BEL		DFK	10	11:21.818	32.484	1:06.175	21	
22	107	Jayden Aesaert (KZ2)	BEL		GM Racing	10	11:36.135	46.801	1:07.330	22	3 sec
23	34	Gregory De Keyser (KZ2M)	BEL		GM Racing	10	11:39.770	50.436	1:07.444	23	
24	155	Kevin Bakker (KZ2)	NLD		DJK Racing					24	
25	187	Stefan Buitelaar (KZ2)	NLD		YDA	10	11:17.390	28.056	1:03.774	25	3 sec
Not classified											
DSQ	164	Jelte Bouma (KZ2)	NLD		DJK Racing	10	11:05.666	DSQ	1:05.688	28	

Announcements

These results are provisional until the conclusion of any judicial and technical matters!
#102 Time penalty 5 sec. / Causing a collision
#99,107,187 time penalty 3 sec. (front fairing)
#187 Placed last / Underweight
#164 Disqualified of the event / Unsportsmanlike behaviour

Margin of Victory	⌀km/h	Best Lap Tm	km/h	Best Lap by
1.445	75,400	1:01.434	79,695	151 - Yiroh van Duijvenvoorde (K

GK4 Kart Series Round 7

Open Shifter

Heat 1

Race (8:00 and 2 Laps) started at 13:33:04

Genk 1,360 Km

15.11.2026 13:25

(701) Christof Huibers (SUSH)

Lap	Time of Day	Lap Tm	Diff	S1 Tm	S2 Tm	S3 Tm
1	13:34:12.534	**1:07.553**	+3.898	27.831	20.412	19.310
2	13:35:17.596	**1:05.062**	+1.407	25.556	20.395	19.111
3	13:36:21.992	**1:04.396**	+0.741	25.097	20.189	19.110
4	13:37:26.482	**1:04.490**	+0.835	25.359	20.020	19.111
5	13:38:31.400	**1:04.918**	+1.263	25.516	20.203	19.199
6	13:39:36.559	**1:05.159**	+1.504	25.553	20.226	19.380
7	13:40:41.540	**1:04.981**	+1.326	25.370	20.198	19.413
8	13:41:46.251	**1:04.711**	+1.056	25.375	20.173	19.163
9	13:42:50.079	**1:03.828**	+0.173	25.159	19.866	**18.803**
10	13:43:53.734	**1:03.655**		**24.855**	**19.758**	19.042

(157) Tim Ver Elst (KZ2)

Lap	Time of Day	Lap Tm	Diff	S1 Tm	S2 Tm	S3 Tm
1	13:34:12.205	**1:07.343**	+3.943	27.706	20.441	19.196
2	13:35:17.818	**1:05.613**	+2.213	25.688	20.516	19.409
3	13:36:22.518	**1:04.700**	+1.300	25.286	20.439	18.975
4	13:37:29.368	**1:06.850**	+3.450	25.446	22.348	19.056
5	13:38:33.621	**1:04.253**	+0.853	24.971	20.564	18.718
6	13:39:38.634	**1:05.013**	+1.613	25.486	20.728	18.799
7	13:40:44.031	**1:05.397**	+1.997	26.051	20.734	18.612
8	13:41:47.861	**1:03.830**	+0.430	25.460	**19.808**	18.562
9	13:42:51.261	**1:03.400**		24.999	19.853	**18.548**
10	13:43:55.179	**1:03.918**	+0.518	**24.767**	20.326	18.825

(719) Randy Schoonderwaldt (SUSH)

Lap	Time of Day	Lap Tm	Diff	S1 Tm	S2 Tm	S3 Tm
1	13:34:17.027	**1:10.818**	+8.836	28.570	22.288	19.960
2	13:35:24.522	**1:07.495**	+5.513	26.561	22.001	18.933
3	13:36:31.619	**1:07.097**	+5.115	26.606	21.464	19.027
4	13:37:37.543	**1:05.924**	+3.942	25.504	21.419	19.001
5	13:38:41.172	**1:03.629**	+1.647	24.944	20.495	18.190
6	13:39:44.428	**1:03.256**	+1.274	24.476	20.129	18.651
7	13:40:47.860	**1:03.432**	+1.450	24.333	20.313	18.786
8	13:41:51.433	**1:03.573**	+1.591	25.540	20.053	**17.980**
9	13:42:53.415	**1:01.982**		**24.015**	19.930	18.037
10	13:43:56.295	**1:02.880**	+0.898	25.145	**19.669**	18.066

(134) Gil Mertens (KZ2)

Lap	Time of Day	Lap Tm	Diff	S1 Tm	S2 Tm	S3 Tm
1	13:34:10.738	**1:06.338**	+2.211	26.725	**20.077**	19.536
2	13:35:15.714	**1:04.976**	+0.849	25.597	20.259	19.120
3	13:36:20.832	**1:05.118**	+0.991	25.630	20.320	19.168
4	13:37:28.208	**1:07.376**	+3.249	25.654	22.415	19.307
5	13:38:33.498	**1:05.290**	+1.163	26.062	20.282	18.946
6	13:39:38.398	**1:04.900**	+0.773	25.499	20.438	18.963
7	13:40:43.817	**1:05.419**	+1.292	26.244	20.434	18.741
8	13:41:48.922	**1:05.105**	+0.978	25.818	20.632	18.655
9	13:42:53.049	**1:04.127**		25.035	20.496	**18.596**
10	13:43:57.308	**1:04.259**	+0.132	**24.952**	20.394	18.913

(99) Matthieu Delbauf (KZ2)

Lap	Time of Day	Lap Tm	Diff	S1 Tm	S2 Tm	S3 Tm
1	13:34:15.393	**1:08.876**	+5.222	28.052	20.896	19.928
2	13:35:21.459	**1:06.066**	+2.412	26.114	20.668	19.284
3	13:36:27.465	**1:06.006**	+2.352	25.773	20.736	19.497
4	13:37:33.759	**1:06.294**	+2.640	25.799	20.642	19.853
5	13:38:38.370	**1:04.611**	+0.957	25.323	20.295	18.993
6	13:39:43.531	**1:05.161**	+1.507	25.791	20.391	18.979
7	13:40:47.755	**1:04.224**	+0.570	25.097	20.362	18.765
8	13:41:52.056	**1:04.301**	+0.647	25.332	**20.099**	18.870
9	13:42:55.891	**1:03.835**	+0.181	**24.801**	20.220	18.814
10	13:43:59.545	**1:03.654**		25.000	20.109	**18.545**

(140) Mick Bertram (KZ2)

Lap	Time of Day	Lap Tm	Diff	S1 Tm	S2 Tm	S3 Tm
1	13:34:13.345	**1:08.127**	+3.423	27.531	21.184	19.412
2	13:35:18.594	**1:05.249**	+0.545	25.596	20.412	19.241
3	13:36:23.935	**1:05.341**	+0.637	25.629	20.527	19.185
4	13:37:30.468	**1:06.533**	+1.829	26.283	20.705	19.545
5	13:38:36.343	**1:05.875**	+1.171	25.885	20.335	19.655
6	13:39:41.564	**1:05.221**	+0.517	**25.535**	20.363	19.323
7	13:40:46.903	**1:05.339**	+0.635	25.898	20.416	19.025
8	13:41:52.801	**1:05.898**	+1.194	25.910	20.475	19.513
9	13:42:58.500	**1:05.699**	+0.995	25.862	20.383	19.454
10	13:44:03.204	**1:04.704**		25.612	**20.264**	**18.828**

(727) Lukas Horcicka (SUSH)

Lap	Time of Day	Lap Tm	Diff	S1 Tm	S2 Tm	S3 Tm
1	13:34:15.034	**1:09.169**	+4.937	28.047	20.697	20.425
2	13:35:21.261	**1:06.227**	+1.995	25.896	20.414	19.917
3	13:36:26.572	**1:05.311**	+1.079	25.766	20.404	19.141
4	13:37:32.475	**1:05.903**	+1.671	25.818	20.721	19.364
5	13:38:38.313	**1:05.838**	+1.606	25.939	20.661	19.238
6	13:39:44.388	**1:06.075**	+1.843	26.159	20.568	19.348
7	13:40:50.104	**1:05.716**	+1.484	26.028	20.482	19.206
8	13:41:54.984	**1:04.880**	+0.648	25.676	20.228	18.976
9	13:42:59.360	**1:04.376**	+0.144	25.128	**20.197**	19.051
10	13:44:03.592	**1:04.232**		**25.013**	20.315	**18.904**

(102) Joey Hanssen (KZ2)

Lap	Time of Day	Lap Tm	Diff	S1 Tm	S2 Tm	S3 Tm
1	13:34:11.281	**1:06.740**	+1.872	27.301	**19.944**	19.495
2	13:35:16.464	**1:05.183**	+0.315	25.487	20.196	19.500
3	13:36:21.757	**1:05.293**	+0.425	25.542	20.186	19.565
4	13:37:28.706	**1:06.949**	+2.081	26.171	21.520	19.258
5	13:38:34.414	**1:05.708**	+0.840	25.986	20.451	19.271
6	13:39:39.282	**1:04.868**		25.556	20.212	19.100
7	13:40:44.641	**1:05.359**	+0.491	25.893	20.354	19.112
8	13:41:49.819	**1:05.178**	+0.310	25.729	20.364	**19.085**
9	13:42:55.394	**1:05.575**	+0.707	25.560	20.888	19.127
10	13:44:00.768	**1:05.374**	+0.506	**25.189**	20.892	19.293

(738) Twan Kuurman (SUSH)

Lap	Time of Day	Lap Tm	Diff	S1 Tm	S2 Tm	S3 Tm
1	13:34:19.490	**1:12.387**	+9.922	28.981	22.732	20.674
2	13:35:28.883	**1:09.393**	+6.928	27.420	21.990	19.983
3	13:36:37.417	**1:08.534**	+6.069	26.459	22.425	19.650
4	13:37:42.855	**1:05.438**	+2.973	25.882	21.058	18.498
5	13:38:48.397	**1:05.542**	+3.077	25.262	21.106	19.174
6	13:39:54.964	**1:06.567**	+4.102	25.685	20.944	19.938
7	13:40:59.344	**1:04.380**	+1.915	25.371	20.383	18.626
8	13:42:02.935	**1:03.591**	+1.126	24.870	20.435	18.286
9	13:43:05.573	**1:02.638**	+0.173	**24.241**	19.961	18.436
10	13:44:08.038	**1:02.465**		24.537	**19.887**	**18.041**

(164) Jelte Bouma (KZ2)

Lap	Time of Day	Lap Tm	Diff	S1 Tm	S2 Tm	S3 Tm
1	13:34:14.256	**1:08.855**	+3.167	27.675	21.143	20.037
2	13:35:20.940	**1:06.684**	+0.996	26.244	20.573	19.867
3	13:36:27.394	**1:06.454**	+0.766	26.250	20.718	19.486
4	13:37:33.604	**1:06.210**	+0.522	**25.838**	20.579	19.793
5	13:38:40.111	**1:06.507**	+0.819	26.528	20.447	19.532
6	13:39:46.261	**1:06.150**	+0.462	26.055	20.561	19.534
7	13:40:52.079	**1:05.818**	+0.130	26.096	20.340	19.382
8	13:41:57.767	**1:05.688**		25.995	20.174	19.519
9	13:43:04.364	**1:06.597**	+0.909	26.434	20.331	19.832
10	13:44:10.066	**1:05.702**	+0.014	26.314	**20.146**	**19.242**

(151) Yiroh van Duijvenvoorde (KZ2)

Lap	Time of Day	Lap Tm	Diff	S1 Tm	S2 Tm	S3 Tm
1	13:34:25.464	**1:17.440**	+16.006	32.225	24.275	20.940
2	13:35:35.347	**1:09.883**	+8.449	27.448	23.043	19.392
3	13:36:45.044	**1:09.697**	+8.263	26.718	22.575	20.404
4	13:37:51.791	**1:06.747**	+5.313	25.365	22.257	19.125
5	13:38:57.000	**1:05.209**	+3.775	25.104	21.479	18.626
6	13:40:01.687	**1:04.687**	+3.253	25.178	21.794	17.715
7	13:41:05.671	**1:03.984**	+2.550	25.303	21.089	17.592
8	13:42:08.243	**1:02.572**	+1.138	23.975	21.085	**17.512**
9	13:43:10.810	**1:02.567**	+1.133	24.155	20.269	18.143
10	13:44:12.244	**1:01.434**		**23.935**	**19.725**	17.774

GK4 Kart Series Round 7

Open Shifter — Genk 1,360 Km

Heat 1 — 15.11.2026 13:25

Race (8:00 and 2 Laps) started at 13:33:04

(103) Senne Vandecruys (KZ2)

Lap	Time of Day	Lap Tm	Diff	S1 Tm	S2 Tm	S3 Tm
1	13:34:18.887	**1:12.002**	+7.676	29.126	22.025	20.851
2	13:35:26.629	**1:07.742**	+3.416	26.250	21.050	20.442
3	13:36:33.888	**1:07.259**	+2.933	26.121	21.203	19.935
4	13:37:40.659	**1:06.771**	+2.445	25.917	20.936	19.918
5	13:38:47.912	**1:07.253**	+2.927	26.271	20.819	20.163
6	13:39:54.487	**1:06.575**	+2.249	25.994	20.857	19.724
7	13:40:59.255	**1:04.768**	+0.442	25.268	20.372	19.128
8	13:42:04.317	**1:05.062**	+0.736	25.131	20.828	**19.103**
9	13:43:08.643	**1:04.326**		**24.959**	20.181	19.186
10	13:44:13.092	**1:04.449**	+0.123	25.220	**19.968**	19.261

(89) Marc Donders (KZ2M)

Lap	Time of Day	Lap Tm	Diff	S1 Tm	S2 Tm	S3 Tm
1	13:34:13.947	**1:08.309**	+2.532	27.647	21.003	19.659
2	13:35:21.201	**1:07.254**	+1.477	26.112	20.924	20.218
3	13:36:28.290	**1:07.089**	+1.312	26.666	20.792	19.631
4	13:37:35.164	**1:06.874**	+1.097	26.387	20.904	19.583
5	13:38:42.979	**1:07.815**	+2.038	26.826	20.981	20.008
6	13:39:49.844	**1:06.865**	+1.088	26.263	20.980	19.622
7	13:40:56.592	**1:06.748**	+0.971	26.554	20.731	19.463
8	13:42:02.488	**1:05.896**	+0.119	**25.816**	20.737	19.343
9	13:43:08.265	**1:05.777**		26.086	**20.287**	19.404
10	13:44:14.797	**1:06.532**	+0.755	26.423	20.806	**19.303**

(9) Rivolino De Cuypere (KZ2M)

Lap	Time of Day	Lap Tm	Diff	S1 Tm	S2 Tm	S3 Tm
1	13:34:15.379	**1:09.058**	+3.376	27.926	20.977	20.155
2	13:35:23.043	**1:07.664**	+1.982	26.884	20.790	19.990
3	13:36:30.445	**1:07.402**	+1.720	26.608	20.852	19.942
4	13:37:38.065	**1:07.620**	+1.938	26.488	21.072	20.060
5	13:38:44.957	**1:06.892**	+1.210	26.241	20.838	19.813
6	13:39:51.325	**1:06.368**	+0.686	25.994	20.766	19.608
7	13:40:58.101	**1:06.776**	+1.094	26.363	20.829	19.584
8	13:42:04.857	**1:06.756**	+1.074	25.873	20.584	20.299
9	13:43:10.539	**1:05.682**		**25.842**	20.405	**19.435**
10	13:44:16.527	**1:05.988**	+0.306	25.923	**20.402**	19.663

(141) Armin Pierlé (KZ2)

Lap	Time of Day	Lap Tm	Diff	S1 Tm	S2 Tm	S3 Tm
1	13:34:18.311	**1:12.284**	+6.532	28.689	22.978	20.617
2	13:35:25.053	**1:06.742**	+0.990	26.312	20.925	19.505
3	13:36:30.922	**1:05.869**	+0.117	26.002	20.705	**19.162**
4	13:37:40.271	**1:09.349**	+3.597	26.018	20.516	22.815
5	13:38:47.191	**1:06.920**	+1.168	26.015	20.929	19.976
6	13:39:52.943	**1:05.752**		26.065	20.471	19.216
7	13:40:59.144	**1:06.201**	+0.449	**25.888**	**20.370**	19.943
8	13:42:05.800	**1:06.656**	+0.904	26.302	20.500	19.854
9	13:43:11.908	**1:06.108**	+0.356	26.110	20.556	19.442
10	13:44:18.310	**1:06.402**	+0.650	26.125	20.575	19.702

(162) Arne van der Plaatsen (KZ2)

Lap	Time of Day	Lap Tm	Diff	S1 Tm	S2 Tm	S3 Tm
1	13:34:17.516	**1:11.045**	+5.687	28.504	21.861	20.680
2	13:35:24.609	**1:07.093**	+1.735	25.939	20.906	20.248
3	13:36:32.312	**1:07.703**	+2.345	26.404	21.429	19.870
4	13:37:39.454	**1:07.142**	+1.784	26.089	21.075	19.978
5	13:38:48.211	**1:08.757**	+3.399	26.474	20.916	21.367
6	13:39:55.431	**1:07.220**	+1.862	26.144	20.989	20.087
7	13:41:01.392	**1:05.961**	+0.603	25.710	20.704	19.547
8	13:42:06.750	**1:05.358**		**25.627**	**20.328**	19.403
9	13:43:12.515	**1:05.765**	+0.407	25.782	20.615	**19.368**
10	13:44:18.408	**1:05.893**	+0.535	25.855	20.478	19.560

(952) Axl Verlinde (SUSHM)

Lap	Time of Day	Lap Tm	Diff	S1 Tm	S2 Tm	S3 Tm
1	13:34:17.653	**1:10.609**	+5.286	28.574	21.335	20.700
2	13:35:25.649	**1:07.996**	+2.673	26.816	20.756	20.424
3	13:36:32.719	**1:07.070**	+1.747	26.306	21.274	19.490
4	13:37:39.705	**1:06.986**	+1.663	26.215	20.758	20.013
5	13:38:47.673	**1:07.968**	+2.645	26.406	21.074	20.488
6	13:39:55.619	**1:07.946**	+2.623	27.072	21.072	19.802
7	13:41:01.700	**1:06.081**	+0.758	25.906	20.522	19.653
8	13:42:07.023	**1:05.323**		25.592	20.380	**19.351**
9	13:43:13.162	**1:06.139**	+0.816	26.073	20.301	19.765
10	13:44:19.198	**1:06.036**	+0.713	**25.541**	**20.254**	20.241

(776) Lukas Van den Heijkant (SUSH)

Lap	Time of Day	Lap Tm	Diff	S1 Tm	S2 Tm	S3 Tm
1	13:34:23.648	**1:15.282**	+12.031	30.729	23.910	20.643
2	13:35:34.432	**1:10.784**	+7.533	27.551	22.882	20.351
3	13:36:44.110	**1:09.678**	+6.427	26.570	23.269	19.839
4	13:37:51.273	**1:07.163**	+3.912	25.983	21.622	19.558
5	13:38:57.666	**1:06.393**	+3.142	26.391	21.066	18.936
6	13:40:03.655	**1:05.989**	+2.738	25.651	21.339	18.999
7	13:41:08.352	**1:04.697**	+1.446	24.787	21.066	18.844
8	13:42:11.603	**1:03.251**		24.562	**20.160**	**18.529**
9	13:43:16.992	**1:05.389**	+2.138	26.088	20.401	18.900
10	13:44:20.259	**1:03.267**	+0.016	**24.299**	20.261	18.707

(704) Milo Van Buggenhout (SUSH)

Lap	Time of Day	Lap Tm	Diff	S1 Tm	S2 Tm	S3 Tm
1	13:34:20.947	**1:12.672**	+7.427	29.637	22.108	20.927
2	13:35:29.914	**1:08.967**	+3.722	27.587	21.083	20.297
3	13:36:37.883	**1:07.969**	+2.724	26.699	20.935	20.335
4	13:37:45.598	**1:07.715**	+2.470	26.595	20.919	20.201
5	13:38:51.858	**1:06.260**	+1.015	**25.858**	20.660	19.742
6	13:39:58.037	**1:06.179**	+0.934	25.882	20.768	19.529
7	13:41:04.253	**1:06.216**	+0.971	26.044	20.844	19.328
8	13:42:10.951	**1:06.698**	+1.453	26.592	20.636	19.470
9	13:43:17.044	**1:06.093**	+0.848	26.611	20.468	**19.014**
10	13:44:22.289	**1:05.245**		25.876	**20.300**	19.069

(142) Maarten Versteegh (KZ2)

Lap	Time of Day	Lap Tm	Diff	S1 Tm	S2 Tm	S3 Tm
1	13:34:14.978	**1:09.220**	+2.118	27.711	21.060	20.449
2	13:35:22.803	**1:07.825**	+0.723	26.701	20.922	20.202
3	13:36:29.905	**1:07.102**		**26.218**	**20.825**	20.059
4	13:37:39.307	**1:09.402**	+2.300	26.458	20.850	22.094
5	13:38:47.074	**1:07.767**	+0.665	26.358	21.133	20.276
6	13:39:55.649	**1:08.575**	+1.473	26.434	21.019	21.122
7	13:41:03.232	**1:07.583**	+0.481	26.724	21.039	19.820
8	13:42:10.627	**1:07.395**	+0.293	26.241	21.448	19.706
9	13:43:18.310	**1:07.683**	+0.581	27.173	20.907	19.603
10	13:44:25.475	**1:07.165**	+0.063	26.651	21.006	**19.508**

(105) Ayron De Fauw (KZ2)

Lap	Time of Day	Lap Tm	Diff	S1 Tm	S2 Tm	S3 Tm
1	13:34:20.959	**1:12.805**	+7.105	29.360	22.106	21.339
2	13:35:29.642	**1:08.683**	+2.983	26.919	21.206	20.558
3	13:36:37.749	**1:08.107**	+2.407	26.672	21.084	20.351
4	13:37:46.511	**1:08.762**	+3.062	27.333	21.143	20.286
5	13:38:52.985	**1:06.474**	+0.774	26.003	20.502	19.969
6	13:39:59.248	**1:06.263**	+0.563	25.942	**20.444**	19.877
7	13:41:04.948	**1:05.700**		**25.666**	20.476	19.558
8	13:42:11.584	**1:06.636**	+0.936	26.167	20.739	19.730
9	13:43:18.982	**1:07.398**	+1.698	26.713	21.002	19.683
10	13:44:25.697	**1:06.715**	+1.015	26.503	20.717	**19.495**

(109) Nick Ausloos (KZ2)

Lap	Time of Day	Lap Tm	Diff	S1 Tm	S2 Tm	S3 Tm
1	13:34:20.009	**1:12.495**	+6.320	29.417	22.229	20.849
2	13:35:28.830	**1:08.821**	+2.646	27.176	21.407	20.238
3	13:36:36.998	**1:08.168**	+1.993	26.428	21.239	20.501
4	13:37:44.653	**1:07.655**	+1.480	26.955	20.961	19.739
5	13:38:51.279	**1:06.626**	+0.451	26.057	20.878	19.691
6	13:39:57.819	**1:06.540**	+0.365	26.116	20.785	19.639
7	13:41:03.994	**1:06.175**		**25.916**	**20.703**	**19.556**
8	13:42:11.015	**1:07.021**	+0.846	26.117	20.983	19.921
9	13:43:18.615	**1:07.600**	+1.425	27.145	20.874	19.581
10	13:44:26.218	**1:07.603**	+1.428	26.534	21.048	20.021

GK4 Kart Series Round 7

Open Shifter — Genk 1,360 Km

Heat 1 — 15.11.2026 13:25

Race (8:00 and 2 Laps) started at 13:33:04

(107) Jayden Aesaert (KZ2)

Lap	Time of Day	Lap Tm	Diff	S1 Tm	S2 Tm	S3 Tm
1	13:34:21.503	**1:12.743**	+5.413	30.695	21.940	20.108
2	13:35:30.816	**1:09.313**	+1.983	27.464	21.316	20.533
3	13:36:39.211	**1:08.395**	+1.065	26.641	21.187	20.567
4	13:37:47.808	**1:08.597**	+1.267	26.798	21.273	20.526
5	13:38:57.070	**1:09.262**	+1.932	27.184	21.313	20.765
6	13:40:05.315	**1:08.245**	+0.915	26.944	21.556	**19.745**
7	13:41:14.013	**1:08.698**	+1.368	26.976	21.382	20.340
8	13:42:22.170	**1:08.157**	+0.827	26.971	21.164	20.022
9	13:43:30.205	**1:08.035**	+0.705	26.507	**21.042**	20.486
10	13:44:37.535	**1:07.330**		**26.479**	21.101	19.750

(34) Gregory De Keyser (KZ2M)

Lap	Time of Day	Lap Tm	Diff	S1 Tm	S2 Tm	S3 Tm
1	13:34:19.109	**1:11.290**	+3.846	28.928	21.438	20.924
2	13:35:28.000	**1:08.891**	+1.447	27.015	21.218	20.658
3	13:36:36.902	**1:08.902**	+1.458	27.019	21.246	20.637
4	13:37:47.124	**1:10.222**	+2.778	28.310	21.357	20.555
5	13:38:56.167	**1:09.043**	+1.599	27.139	21.242	20.662
6	13:40:06.555	**1:10.388**	+2.944	27.044	22.968	20.376
7	13:41:15.890	**1:09.335**	+1.891	27.333	21.486	20.516
8	13:42:27.772	**1:11.882**	+4.438	30.210	21.049	20.623
9	13:43:36.726	**1:08.954**	+1.510	27.627	21.042	20.285
10	13:44:44.170	**1:07.444**		**26.546**	**20.875**	**20.023**

(187) Stefan Buitelaar (KZ2)

Lap	Time of Day	Lap Tm	Diff	S1 Tm	S2 Tm	S3 Tm
1	13:34:22.993	**1:15.792**	+12.018	30.028	24.410	21.354
2	13:35:34.162	**1:11.169**	+7.395	27.503	23.466	20.200
3	13:36:43.162	**1:09.000**	+5.226	26.623	22.996	19.381
4	13:37:50.352	**1:07.190**	+3.416	26.202	21.806	19.182
5	13:38:56.755	**1:06.403**	+2.629	25.924	21.539	18.940
6	13:40:02.825	**1:06.070**	+2.296	25.115	22.411	18.544
7	13:41:07.374	**1:04.549**	+0.775	24.883	21.336	18.330
8	13:42:11.148	**1:03.774**		**24.055**	20.996	18.723
9	13:43:14.934	**1:03.786**	+0.012	25.316	**20.595**	**17.875**
10	13:44:18.790	**1:03.856**	+0.082	24.124	21.450	18.282

GK4 Kart Series Round 7

Lapchart

Open Shifter

Genk 1,360 Km

Heat 1

15.11.2026 13:25

Race (8:00 and 2 Laps) started at 13:33:04

Competitors		Laps										
		0	1	2	3	4	5	6	7	8	9	10
Gil Mertens (KZ2) (134)	1	134	134	134	134	701	701	701	701	701	701	701
Joey Hanssen (KZ2) (102)	2	102	102	102	102	134	134	134	134	157	157	157
Tim Ver Elst (KZ2) (157)	3	157	157	701	701	102	157	157	157	134	134	719
Christof Huibers (SUSH) (701)	4	701	701	157	157	157	102	102	102	102	719	134
Mick Bertram (KZ2) (140)	5	140	140	140	140	140	140	140	140	719	102	99
Jelte Bouma (KZ2) (164)	6	164	89	164	727	727	727	99	99	99	99	102
Marc Donders (KZ2M) (89)	7	89	164	89	164	164	99	727	719	140	140	140
Maarten Versteegh (KZ2) (142)	8	142	142	727	99	99	164	719	727	727	727	727
Lukas Horcicka (SUSH) (727)	9	727	727	99	89	89	719	164	164	164	164	738
Armin Pierlé (KZ2) (141)	10	141	9	142	142	719	89	89	89	89	738	164
Randy Schoonderwaldt (SUSH) (719)	11	719	99	9	9	9	9	9	9	738	89	151
Rivolino De Cuypere (KZ2M) (9)	12	9	719	719	141	142	142	141	141	103	103	103
Arne van der Plaatsen (KZ2) (162)	13	162	162	162	719	162	141	103	103	9	9	89
Matthieu Delbauf (KZ2) (99)	14	99	952	141	162	952	952	738	738	141	151	9
Senne Vandecruys (KZ2) (103)	15	103	141	952	952	141	103	162	162	162	141	141
Axl Verlinde (SUSHM) (952)	16	952	103	103	103	103	162	952	952	952	162	162
Twan Kuurman (SUSH) (738)	17	738	34	34	34	738	738	142	142	151	952	187
Stefan Buitelaar (KZ2) (187)	18	187	738	109	109	109	109	109	109	142	187	952
Nick Ausloos (KZ2) (109)	19	109	109	738	738	704	704	704	704	704	776	776
Gregory De Keyser (KZ2M) (34)	20	34	704	105	105	105	105	105	105	109	704	704
Yiroh van Duijvenvoorde (KZ2) (151)	21	151	105	704	704	34	34	151	151	187	142	142
Ayron De Fauw (KZ2) (105)	22	105	107	107	107	107	187	187	187	105	109	105
Milo Van Buggenhout (SUSH) (704)	23	704	187	187	187	187	151	776	776	776	105	109
Lukas Van den Heijkant (SUSH) (776)	24	776	776	776	776	776	107	107	107	107	107	107
Jayden Aesaert (KZ2) (107)	25	107	151	151	151	151	776	34	34	34	34	34
-	26											

GK4 Kart Series Round 7

Open Shifter — **Genk 1,360 Km**

Heat 2 — **15.11.2026 14:50**

Race (8:00 and 2 Laps)

13	155	25	187	26
12	107	23	34	24
11	105	21	109	22
10	704	19	142	20
9	952	17	776	18
8	141	15	162	16
7	89	13	9	14
6	151	11	103	12
5	738	9	164	10
4	727	7	102	8
3	99	5	140	6
2	719	3	134	4
1	701	1	157	2

POLE POSITION

Timekeeping G. Kristensen:

Clerk of the course J. Van Walsum:

Chief Scrutineer Fons van Dun:

Printed: 15.11.2026 14:21:28

posted at: h

GK4 Kart Series Round 7

Open Shifter — **Genk 1,360 Km**

Heat 2 Revision 1 — **15.11.2026 14:50**

Race (8:00 and 2 Laps) started at 14:54:00

Pos	No.	Name	NAT	Chassis	Raceteam	Laps	Total Tm	Diff	Best Tm	Points	Penalty
1	134	Gil Mertens (KZ2)	BEL		CRG Belgium	11	9:51.691		53.164	0	
2	102	Joey Hanssen (KZ2)	NLD		Hanssen Motorsp	11	9:53.035	1.344	53.040	2	
3	157	Tim Ver Elst (KZ2)	BEL		CS Competition	11	9:53.727	2.036	53.304	3	
4	701	Christof Huibers (SUSH)	BEL		DFK	11	9:56.871	5.180	53.698	4	
5	140	Mick Bertram (KZ2)	NLD		Hanssen Motorsp	11	9:56.962	5.271	53.687	5	
6	719	Randy Schoonderwaldt (SU	NLD		DFK	11	9:57.826	6.135	53.568	6	
7	727	Lukas Horcicka (SUSH)	CZE			11	10:00.181	8.490	53.594	7	
8	151	Yiroh van Duijvenvoorde (K	NLD		RPM Tuning	11	10:04.210	12.519	53.737	8	
9	99	Matthieu Delbauf (KZ2)	BEL		CS Competition	11	10:04.746	13.055	53.851	9	
10	103	Senne Vandecruys (KZ2)	BEL		CS Competition	11	10:05.066	13.375	53.909	10	
11	141	Armin Pierlé (KZ2)	BEL		TD Racing	11	10:07.735	16.044	53.454	11	
12	738	Twan Kuurman (SUSH)	NLD		DFK	11	10:08.407	16.716	53.880	12	5 sec
13	89	Marc Donders (KZ2M)	NLD		O.W. Karting	11	10:10.550	18.859	54.394	13	
14	107	Jayden Aesaert (KZ2)	BEL		GM Racing	11	10:17.579	25.888	54.875	14	
15	105	Ayron De Fauw (KZ2)	BEL		GM Racing	11	10:17.733	26.042	54.986	15	
16	9	Rivolino De Cuypere (KZ2M	BEL		TD Racing	11	10:17.908	26.217	54.830	16	
17	109	Nick Ausloos (KZ2)	BEL		DFK	11	10:18.850	27.159	54.757	17	
18	34	Gregory De Keyser (KZ2M)	BEL		GM Racing	11	10:20.056	28.365	54.230	18	
19	952	Axl Verlinde (SUSHM)	BEL		DFK	11	10:20.383	28.692	55.110	19	3 sec
20	776	Lukas Van den Heijkant (SU	NLD		DFK	11	10:25.613	33.922	55.059	20	
21	155	Kevin Bakker (KZ2)	NLD		DJK Racing	10	9:20.862	1 Lap	53.704	21	
22	162	Arne van der Plaatsen (KZ2	BEL		Carette Motorspo	3	2:58.020	8 Laps	56.505	22	
23	142	Maarten Versteegh (KZ2)	NLD		DJK Racing		2.497	11 Laps		23	
24	187	Stefan Buitelaar (KZ2)	NLD		YDA		3.159	11 Laps		24	
25	704	Milo Van Buggenhout (SUSH	BEL		DFK		3.923	11 Laps		25	
Not classified											
DSQ	164	Jelte Bouma (KZ2)	NLD		DJK Racing	11	9:59.615	DSQ	53.613	28	

Announcements

These results are provisional until the conclusion of any judicial and technical matters!
#738 Time penalty 5 sec. /Jump start
#952 time penalty 3 sec. (front fairing)
#164 Disqualified of the event / Unsportsmanlike behaviour

Margin of Victory	km/h	Best Lap Tm	km/h	Best Lap by
1.344	91,020	53.040	92,308	102 - Joey Hanssen (KZ2)

Official Timekeeping camp-company.de — **Orbits**

Timekeeping G. Kristensen:

Clerk of the course J. Van Walsum:

Chief Scrutineer Fons van Dun:

Printed: 15.11.2026 17:55:19

posted at: h

GK4 Kart Series Round 7

Open Shifter

Heat 2

Race (8:00 and 2 Laps) started at 14:54:00

Genk 1,360 Km

15.11.2026 14:50

(134) Gil Mertens (KZ2)

Lap	Time of Day	Lap Tm	Diff	S1 Tm	S2 Tm	S3 Tm
1	14:54:57.563	**56.751**	+3.587	24.075	16.356	16.320
2	14:55:51.599	**54.036**	+0.872	21.638	16.214	16.184
3	14:56:45.609	**54.010**	+0.846	21.572	16.327	16.111
4	14:57:39.034	**53.425**	+0.261	21.325	16.055	16.045
5	14:58:32.212	**53.178**	+0.014	21.228	**15.947**	**16.003**
6	14:59:25.583	**53.371**	+0.207	21.193	16.063	16.115
7	15:00:18.827	**53.244**	+0.080	21.167	15.989	16.088
8	15:01:11.991	**53.164**		**21.150**	15.987	16.027
9	15:02:05.325	**53.334**	+0.170	21.211	16.055	16.068
10	15:02:58.651	**53.326**	+0.162	21.224	16.022	16.080
11	15:03:52.079	**53.428**	+0.264	21.285	16.016	16.127

(102) Joey Hanssen (KZ2)

Lap	Time of Day	Lap Tm	Diff	S1 Tm	S2 Tm	S3 Tm
1	14:54:59.280	**57.748**	+4.708	24.516	16.763	16.469
2	14:55:53.696	**54.416**	+1.376	21.759	16.382	16.275
3	14:56:47.340	**53.644**	+0.604	21.382	16.143	16.119
4	14:57:40.908	**53.568**	+0.528	21.401	16.124	16.043
5	14:58:34.327	**53.419**	+0.379	21.394	15.989	16.036
6	14:59:27.425	**53.098**	+0.058	21.131	16.012	**15.955**
7	15:00:20.465	**53.040**		**21.051**	15.979	16.010
8	15:01:13.551	**53.086**	+0.046	21.059	16.041	15.986
9	15:02:06.819	**53.268**	+0.228	21.181	**15.969**	16.118
10	15:03:00.158	**53.339**	+0.299	21.143	16.010	16.186
11	15:03:53.423	**53.265**	+0.225	21.135	15.998	16.132

(157) Tim Ver Elst (KZ2)

Lap	Time of Day	Lap Tm	Diff	S1 Tm	S2 Tm	S3 Tm
1	14:54:57.925	**57.399**	+4.095	24.660	16.514	16.225
2	14:55:51.846	**53.921**	+0.617	21.630	16.176	16.115
3	14:56:46.287	**54.441**	+1.137	21.453	16.792	16.196
4	14:57:39.600	**53.313**	+0.009	21.280	15.982	**16.051**
5	14:58:32.918	**53.318**	+0.014	21.216	**15.981**	16.121
6	14:59:26.441	**53.523**	+0.219	21.260	16.176	16.087
7	15:00:19.745	**53.304**		21.194	16.034	16.076
8	15:01:13.151	**53.406**	+0.102	**21.188**	16.054	16.164
9	15:02:06.998	**53.847**	+0.543	21.253	16.192	16.402
10	15:03:00.614	**53.616**	+0.312	21.336	16.060	16.220
11	15:03:54.115	**53.501**	+0.197	21.310	16.092	16.099

(701) Christof Huibers (SUSH)

Lap	Time of Day	Lap Tm	Diff	S1 Tm	S2 Tm	S3 Tm
1	14:54:57.016	**56.628**	+2.930	23.629	16.525	16.474
2	14:55:51.497	**54.481**	+0.783	21.708	16.358	16.415
3	14:56:46.462	**54.965**	+1.267	21.551	16.801	16.613
4	14:57:40.608	**54.146**	+0.448	21.543	16.311	16.292
5	14:58:34.306	**53.698**		21.318	**16.110**	16.270
6	14:59:28.131	**53.825**	+0.127	21.459	16.152	**16.214**
7	15:00:21.985	**53.854**	+0.156	21.425	16.184	16.245
8	15:01:15.693	**53.708**	+0.010	**21.297**	16.177	16.234
9	15:02:09.496	**53.803**	+0.105	21.308	16.175	16.320
10	15:03:03.344	**53.848**	+0.150	21.331	16.214	16.303
11	15:03:57.259	**53.915**	+0.217	21.328	16.244	16.343

(140) Mick Bertram (KZ2)

Lap	Time of Day	Lap Tm	Diff	S1 Tm	S2 Tm	S3 Tm
1	14:54:58.760	**57.625**	+3.938	24.546	16.632	16.447
2	14:55:53.147	**54.387**	+0.700	21.780	16.313	16.294
3	14:56:47.154	**54.007**	+0.320	21.674	16.150	16.183
4	14:57:40.856	**53.702**	+0.015	21.404	16.142	**16.156**
5	14:58:34.749	**53.893**	+0.206	21.612	**16.122**	16.159
6	14:59:28.495	**53.746**	+0.059	21.344	16.186	16.216
7	15:00:22.204	**53.709**	+0.022	21.356	16.144	16.209
8	15:01:15.929	**53.725**	+0.038	21.375	16.148	16.202
9	15:02:09.616	**53.687**		**21.324**	16.199	16.164
10	15:03:03.457	**53.841**	+0.154	21.445	16.174	16.222
11	15:03:57.350	**53.893**	+0.206	21.502	16.212	16.179

(719) Randy Schoonderwaldt (SUSH)

Lap	Time of Day	Lap Tm	Diff	S1 Tm	S2 Tm	S3 Tm
1	14:54:59.097	**58.131**	+4.563	24.900	16.781	16.450
2	14:55:53.921	**54.824**	+1.256	21.815	16.466	16.543
3	14:56:48.060	**54.139**	+0.571	21.617	16.320	16.202
4	14:57:41.858	**53.798**	+0.230	21.472	16.201	**16.125**
5	14:58:35.590	**53.732**	+0.164	21.417	16.145	16.170
6	14:59:29.158	**53.568**		21.313	**16.098**	16.157
7	15:00:22.841	**53.683**	+0.115	21.387	16.126	16.170
8	15:01:16.647	**53.806**	+0.238	21.484	16.110	16.212
9	15:02:10.518	**53.871**	+0.303	**21.205**	16.252	16.414
10	15:03:04.304	**53.786**	+0.218	21.353	16.223	16.210
11	15:03:58.214	**53.910**	+0.342	21.525	16.205	16.180

(164) Jelte Bouma (KZ2)

Lap	Time of Day	Lap Tm	Diff	S1 Tm	S2 Tm	S3 Tm
1	14:55:00.550	**58.600**	+4.987	24.630	17.222	16.748
2	14:55:55.324	**54.774**	+1.161	21.762	16.643	16.369
3	14:56:50.318	**54.994**	+1.381	21.534	16.767	16.693
4	14:57:44.363	**54.045**	+0.432	21.389	16.458	16.198
5	14:58:38.140	**53.777**	+0.164	21.364	16.273	16.140
6	14:59:31.753	**53.613**		21.361	16.155	16.097
7	15:00:25.396	**53.643**	+0.030	21.449	**16.111**	**16.083**
8	15:01:19.100	**53.704**	+0.091	21.395	16.185	16.124
9	15:02:12.713	**53.613**		21.310	16.198	16.105
10	15:03:06.386	**53.673**	+0.060	21.350	16.194	16.129
11	15:04:00.003	**53.617**	+0.004	**21.300**	16.194	16.123

(727) Lukas Horcicka (SUSH)

Lap	Time of Day	Lap Tm	Diff	S1 Tm	S2 Tm	S3 Tm
1	14:55:00.646	**58.720**	+5.126	24.740	17.293	16.687
2	14:55:55.482	**54.836**	+1.242	21.761	16.786	16.289
3	14:56:50.451	**54.969**	+1.375	21.682	16.548	16.739
4	14:57:44.550	**54.099**	+0.505	21.497	16.366	16.236
5	14:58:38.413	**53.863**	+0.269	21.383	16.285	16.195
6	14:59:32.007	**53.594**		21.340	**16.124**	**16.130**
7	15:00:25.780	**53.773**	+0.179	21.371	16.248	16.154
8	15:01:19.489	**53.709**	+0.115	**21.278**	16.255	16.176
9	15:02:13.168	**53.679**	+0.085	21.370	16.132	16.177
10	15:03:06.814	**53.646**	+0.052	21.300	16.130	16.216
11	15:04:00.569	**53.755**	+0.161	21.389	16.180	16.186

(151) Yiroh van Duijvenvoorde (KZ2)

Lap	Time of Day	Lap Tm	Diff	S1 Tm	S2 Tm	S3 Tm
1	14:55:03.178	**1:00.131**	+6.394	25.353	17.462	17.316
2	14:55:58.242	**55.064**	+1.327	21.866	16.634	16.564
3	14:56:52.511	**54.269**	+0.532	21.702	16.321	16.246
4	14:57:46.337	**53.826**	+0.089	**21.270**	16.321	16.235
5	14:58:40.341	**54.004**	+0.267	21.530	16.191	16.283
6	14:59:34.303	**53.962**	+0.225	21.406	16.248	16.308
7	15:00:28.040	**53.737**		21.398	**16.128**	**16.211**
8	15:01:22.059	**54.019**	+0.282	21.390	16.264	16.365
9	15:02:16.212	**54.153**	+0.416	21.574	16.301	16.278
10	15:03:10.840	**54.628**	+0.891	21.365	16.600	16.663
11	15:04:04.598	**53.758**	+0.021	21.358	16.136	16.264

(99) Matthieu Delbauf (KZ2)

Lap	Time of Day	Lap Tm	Diff	S1 Tm	S2 Tm	S3 Tm
1	14:54:59.923	**58.436**	+4.585	24.817	17.190	16.429
2	14:55:57.616	**57.693**	+3.842	21.704	19.391	16.598
3	14:56:51.953	**54.337**	+0.486	21.667	16.464	16.206
4	14:57:46.040	**54.087**	+0.236	21.546	16.314	16.227
5	14:58:39.970	**53.930**	+0.079	21.469	16.252	16.209
6	14:59:34.719	**54.749**	+0.898	21.687	16.770	16.292
7	15:00:28.652	**53.933**	+0.082	21.458	16.236	16.239
8	15:01:22.503	**53.851**		**21.356**	16.298	**16.197**
9	15:02:16.494	**53.991**	+0.140	21.543	**16.173**	16.275
10	15:03:10.995	**54.501**	+0.650	21.438	16.404	16.659
11	15:04:05.134	**54.139**	+0.288	21.503	16.256	16.380

(103) Senne Vandecruys (KZ2)

GK4 Kart Series Round 7

Open Shifter

Heat 2

Race (8:00 and 2 Laps) started at 14:54:00

Genk 1,360 Km

15.11.2026 14:50

(141) Armin Pierlé (KZ2)

Lap	Time of Day	Lap Tm	Diff	S1 Tm	S2 Tm	S3 Tm
1	14:55:05.126	**1:01.201**	+7.747	26.010	17.669	17.522
2	14:56:00.950	**55.824**	+2.370	22.478	16.701	16.645
3	14:56:55.612	**54.662**	+1.208	21.785	16.554	16.323
4	14:57:50.018	**54.406**	+0.952	21.554	16.492	16.360
5	14:58:44.686	**54.668**	+1.214	21.871	16.485	16.312
6	14:59:38.396	**53.710**	+0.256	21.303	16.149	16.258
7	15:00:31.850	**53.454**		**21.237**	**16.085**	**16.132**
8	15:01:26.093	**54.243**	+0.789	21.481	16.485	16.277
9	15:02:19.900	**53.807**	+0.353	21.404	16.211	16.192
10	15:03:13.947	**54.047**	+0.593	21.403	16.329	16.315
11	15:04:08.123	**54.176**	+0.722	21.501	16.445	16.230

(738) Twan Kuurman (SUSH)

Lap	Time of Day	Lap Tm	Diff	S1 Tm	S2 Tm	S3 Tm
1	14:55:00.790	**58.684**	+4.804	24.831	17.220	16.633
2	14:55:55.945	**55.155**	+1.275	21.955	16.724	16.476
3	14:56:50.879	**54.934**	+1.054	21.737	16.329	16.868
4	14:57:45.142	**54.263**	+0.383	21.534	16.336	16.393
5	14:58:39.268	**54.126**	+0.246	21.529	16.261	16.336
6	14:59:33.148	**53.880**		**21.369**	**16.162**	16.349
7	15:00:27.216	**54.068**	+0.188	21.511	16.200	16.357
8	15:01:21.299	**54.083**	+0.203	21.475	16.258	16.350
9	15:02:15.535	**54.236**	+0.356	21.571	16.320	16.345
10	15:03:09.669	**54.134**	+0.254	21.505	16.297	**16.332**
11	15:04:03.795	**54.126**	+0.246	21.506	16.250	16.370

(89) Marc Donders (KZ2M)

Lap	Time of Day	Lap Tm	Diff	S1 Tm	S2 Tm	S3 Tm
1	14:55:02.234	**59.836**	+5.442	25.148	17.880	16.808
2	14:55:57.946	**55.712**	+1.318	22.301	16.885	16.526
3	14:56:53.179	**55.233**	+0.839	21.880	16.804	16.549
4	14:57:48.173	**54.994**	+0.600	22.025	16.437	16.532
5	14:58:42.567	**54.394**		**21.495**	16.378	16.521
6	14:59:37.272	**54.705**	+0.311	21.723	16.495	**16.487**
7	15:00:31.691	**54.419**	+0.025	21.623	**16.304**	16.492
8	15:01:26.513	**54.822**	+0.428	21.564	16.504	16.754
9	15:02:21.100	**54.587**	+0.193	21.662	16.404	16.521
10	15:03:15.875	**54.775**	+0.381	21.803	16.348	16.624
11	15:04:10.938	**55.063**	+0.669	21.866	16.575	16.622

(107) Jayden Aesaert (KZ2)

Lap	Time of Day	Lap Tm	Diff	S1 Tm	S2 Tm	S3 Tm
1	14:55:04.460	**1:00.533**	+5.658	25.592	17.640	17.301
2	14:56:00.507	**56.047**	+1.172	22.058	16.922	17.067
3	14:56:55.518	**55.011**	+0.136	21.740	**16.514**	16.757
4	14:57:51.027	**55.509**	+0.634	21.876	16.804	16.829
5	14:58:46.090	**55.063**	+0.188	**21.575**	16.779	16.709
6	14:59:41.642	**55.552**	+0.677	21.825	16.674	17.053
7	15:00:36.567	**54.925**	+0.050	21.707	16.645	**16.573**
8	15:01:32.459	**55.892**	+1.017	21.758	16.950	17.184
9	15:02:27.334	**54.875**		21.593	16.573	16.709
10	15:03:22.556	**55.222**	+0.347	21.847	16.542	16.833
11	15:04:17.967	**55.411**	+0.536	21.759	16.693	16.959

(105) Ayron De Fauw (KZ2)

Lap	Time of Day	Lap Tm	Diff	S1 Tm	S2 Tm	S3 Tm
1	14:55:03.959	**1:00.445**	+5.459	25.606	17.766	17.073
2	14:55:59.444	**55.485**	+0.499	22.378	16.581	16.526
3	14:56:54.805	**55.361**	+0.375	22.208	16.667	**16.486**
4	14:57:49.980	**55.175**	+0.189	**21.751**	16.541	16.883
5	14:58:45.349	**55.369**	+0.383	22.248	**16.523**	16.598
6	14:59:41.159	**55.810**	+0.824	22.387	16.865	16.558
7	15:00:36.145	**54.986**		21.903	16.527	16.556
8	15:01:31.556	**55.411**	+0.425	22.099	16.780	16.532
9	15:02:27.610	**56.054**	+1.068	21.981	16.657	17.416
10	15:03:22.687	**55.077**	+0.091	21.916	16.576	16.585
11	15:04:18.121	**55.434**	+0.448	22.045	16.654	16.735

(9) Rivolino De Cuypere (KZ2M)

Lap	Time of Day	Lap Tm	Diff	S1 Tm	S2 Tm	S3 Tm
1	14:55:02.635	**1:00.170**	+5.340	25.318	17.878	16.974
2	14:55:59.483	**56.848**	+2.018	21.972	16.989	17.887
3	14:56:55.373	**55.890**	+1.060	22.369	16.676	16.845
4	14:57:50.638	**55.265**	+0.435	21.724	16.924	**16.617**
5	14:58:46.280	**55.642**	+0.812	21.896	16.924	16.822
6	14:59:41.757	**55.477**	+0.647	21.855	16.691	16.931
7	15:00:37.013	**55.256**	+0.426	**21.701**	16.767	16.788
8	15:01:32.935	**55.922**	+1.092	21.844	16.791	17.287
9	15:02:28.204	**55.269**	+0.439	21.851	16.569	16.849
10	15:03:23.034	**54.830**		21.703	**16.413**	16.714
11	15:04:18.296	**55.262**	+0.432	21.958	16.590	16.714

(109) Nick Ausloos (KZ2)

Lap	Time of Day	Lap Tm	Diff	S1 Tm	S2 Tm	S3 Tm
1	14:55:05.330	**1:01.333**	+6.576	26.254	17.875	17.204
2	14:56:02.000	**56.670**	+1.913	22.484	17.359	16.827
3	14:56:57.565	**55.565**	+0.808	22.233	16.809	16.523
4	14:57:53.411	**55.846**	+1.089	22.399	16.732	16.715
5	14:58:48.712	**55.301**	+0.544	**21.706**	16.682	16.913
6	14:59:44.237	**55.525**	+0.768	21.855	16.887	16.783
7	15:00:39.244	**55.007**	+0.250	21.998	16.586	**16.423**
8	15:01:34.001	**54.757**		21.714	16.561	16.482
9	15:02:29.496	**55.495**	+0.738	22.214	16.619	16.662
10	15:03:24.457	**54.961**	+0.204	21.892	**16.508**	16.561
11	15:04:19.238	**54.781**	+0.024	21.791	16.538	16.452

(34) Gregory De Keyser (KZ2M)

Lap	Time of Day	Lap Tm	Diff	S1 Tm	S2 Tm	S3 Tm
1	14:55:08.060	**11.056**				
2	14:56:03.846	**55.786**	+44.730	22.105	16.757	16.924
3	14:56:58.698	**54.852**	+43.796	21.805	16.444	16.603
4	14:57:54.123	**55.425**	+44.369	22.417	16.623	16.385
5	14:58:48.900	**54.777**	+43.721	**21.554**	16.457	16.766
6	14:59:44.132	**55.232**	+44.176	21.853	16.794	16.585
7	15:00:38.362	**54.230**	+43.174	21.581	**16.320**	16.329
8	15:01:32.954	**54.592**	+43.536	21.853	16.409	16.330
9	15:02:30.920	**57.966**	+46.910	21.717	16.332	19.917
10	15:03:25.928	**55.008**	+43.952	22.060	16.553	16.395
11	15:04:20.444	**54.516**	+43.460	21.680	16.471	16.365

(952) Axl Verlinde (SUSHM)

Lap	Time of Day	Lap Tm	Diff	S1 Tm	S2 Tm	S3 Tm
1	14:55:03.276	**1:00.523**	+5.413	25.216	17.746	17.561
2	14:55:59.183	**55.907**	+0.797	22.230	**16.535**	17.142
3	14:56:54.434	**55.251**	+0.141	22.017	16.569	16.665
4	14:57:49.544	**55.110**		21.909	16.537	16.664
5	14:58:45.228	**55.684**	+0.574	22.160	16.581	16.943
6	14:59:40.570	**55.342**	+0.232	22.109	16.579	16.654
7	15:00:35.891	**55.321**	+0.211	22.054	16.700	**16.567**
8	15:01:31.361	**55.470**	+0.360	22.108	16.656	16.706
9	15:02:26.606	**55.245**	+0.135	22.005	16.550	16.690
10	15:03:22.324	**55.718**	+0.608	22.404	16.616	16.698
11	15:04:17.771	**55.447**	+0.337	**21.844**	16.653	16.950

(776) Lukas Van den Heijkant (SUSH)

Lap	Time of Day	Lap Tm	Diff	S1 Tm	S2 Tm	S3 Tm
1	14:55:06.339	**1:02.335**	+7.276	26.658	18.055	17.622
2	14:56:04.106	**57.767**	+2.708	22.727	17.614	17.426

GK4 Kart Series Round 7

Open Shifter — Genk 1,360 Km

Heat 2 — 15.11.2026 14:50

Race (8:00 and 2 Laps) started at 14:54:00

Lap	Time of Day	Lap Tm	Diff	S1 Tm	S2 Tm	S3 Tm
3	14:57:00.447	**56.341**	+1.282	22.532	16.979	16.830
4	14:57:56.870	**56.423**	+1.364	21.805	17.859	16.759
5	14:58:53.046	**56.176**	+1.117	22.279	16.942	16.955
6	14:59:49.520	**56.474**	+1.415	21.858	17.555	17.061
7	15:00:44.781	**55.261**	+0.202	22.024	16.617	16.620
8	15:01:40.285	**55.504**	+0.445	**21.747**	16.940	16.817
9	15:02:35.728	**55.443**	+0.384	21.826	16.769	16.848
10	15:03:30.942	**55.214**	+0.155	21.842	16.831	**16.541**
11	15:04:26.001	**55.059**		21.821	**16.604**	16.634

(155) Kevin Bakker (KZ2)

Lap	Time of Day	Lap Tm	Diff	S1 Tm	S2 Tm	S3 Tm
1	14:55:05.587	**1:00.937**	+7.233	25.814	17.862	17.261
2	14:56:02.161	**56.574**	+2.870	22.539	17.222	16.813
3	14:56:58.559	**56.398**	+2.694	22.428	17.165	16.805
4	14:57:53.813	**55.254**	+1.550	22.193	16.666	16.395
5	14:58:48.349	**54.536**	+0.832	21.527	16.679	16.330
6	14:59:42.053	**53.704**		**21.239**	**16.180**	**16.285**
7	15:00:36.730	**54.677**	+0.973	21.551	16.713	16.413
8	15:01:32.382	**55.652**	+1.948	21.818	16.848	16.986
9	15:02:26.918	**54.536**	+0.832	21.390	16.584	16.562
10	15:03:21.250	**54.332**	+0.628	21.745	16.268	16.319

(162) Arne van der Plaatsen (KZ2)

Lap	Time of Day	Lap Tm	Diff	S1 Tm	S2 Tm	S3 Tm
1	14:55:04.976	**1:01.818**	+5.313	26.548	17.765	17.505
2	14:56:01.903	**56.927**	+0.422	**22.638**	17.299	16.990
3	14:56:58.408	**56.505**		22.666	**16.995**	**16.844**

GK4 Kart Series Round 7

Lapchart

Open Shifter

Genk 1,360 Km

Heat 2

15.11.2026 14:50

Race (8:00 and 2 Laps) started at 14:54:00

Competitors		Laps											
		0	1	2	3	4	5	6	7	8	9	10	11
Christof Huibers (SUSH) (701)	1	701	701	701	134	134	134	134	134	134	134	134	134
Tim Ver Elst (KZ2) (157)	2	157	134	134	157	157	157	157	157	157	102	102	102
Gil Mertens (KZ2) (134)	3	134	157	157	701	701	701	102	102	102	157	157	157
Randy Schoonderwaldt (SUSH) (719)	4	719	140	140	140	140	102	701	701	701	701	701	701
Mick Bertram (KZ2) (140)	5	140	719	102	102	102	140	140	140	140	140	140	140
Matthieu Delbauf (KZ2) (99)	6	99	102	719	719	719	719	719	719	719	719	719	719
Joey Hanssen (KZ2) (102)	7	102	99	164	164	164	164	164	164	164	164	164	164
Lukas Horcicka (SUSH) (727)	8	727	164	727	727	727	727	727	727	727	727	727	727
Jelte Bouma (KZ2) (164)	9	164	727	738	738	738	738	738	738	738	738	738	738
Twan Kuurman (SUSH) (738)	10	738	738	103	103	103	103	103	103	103	103	151	151
Senne Vandecruys (KZ2) (103)	11	103	103	99	99	99	99	151	151	151	151	99	99
Marc Donders (KZ2M) (89)	12	89	89	89	151	151	151	99	99	99	99	103	103
Rivolino De Cuypere (KZ2M) (9)	13	9	9	151	89	89	89	89	89	141	141	141	141
Axl Verlinde (SUSHM) (952)	14	952	151	952	952	952	141	141	141	89	89	89	89
Maarten Versteegh (KZ2) (142)	15	142	952	105	105	105	952	952	952	952	952	155	952
Yiroh van Duijvenvoorde (KZ2) (151)	16	151	105	9	9	141	105	105	105	105	155	952	107
Arne van der Plaatsen (KZ2) (162)	17	162	107	107	107	9	107	107	107	155	107	107	105
Ayron De Fauw (KZ2) (105)	18	105	162	141	141	107	9	9	155	107	105	105	9
Stefan Buitelaar (KZ2) (187)	19	187	141	162	109	109	155	155	9	9	9	9	109
Armin Pierlé (KZ2) (141)	20	141	109	109	162	155	109	34	34	34	109	109	34
Jayden Aesaert (KZ2) (107)	21	107	155	155	155	34	34	109	109	109	34	34	776
Nick Ausloos (KZ2) (109)	22	109	776	34	34	776	776	776	776	776	776	776	
Lukas Van den Heijkant (SUSH) (776)	23	776	34	776	776								
Milo Van Buggenhout (SUSH) (704)	24	704											
Kevin Bakker (KZ2) (155)	25	155											
Gregory De Keyser (KZ2M) (34)	26	34											

GK4 Kart Series Round 7

Open Shifter — **Genk 1,360 Km**

Final — **15.11.2026 16:15**

Race (9:00 and 2 Laps)

13		155		187
	25		26	
12		142		704
	23		24	
11		109		34
	21		22	
10		776		162
	19		20	
9		952		107
	17		18	
8		9		105
	15		16	
7		141		89
	13		14	
6		738		103
	11		12	
5		164		151
	9		10	
4		727		99
	7		8	
3		102		140
	5		6	
2		157		719
	3		4	
1		134		701
	1		2	

POLE POSITION

Timekeeping G. Kristensen:

Clerk of the course J. Van Walsum:

Chief Scrutineer Fons van Dun:

Printed: 15.11.2026 15:22:00

posted at: h

GK4 Kart Series Round 7

Open Shifter — **Genk 1,360 Km**

Final Revision 1 — **15.11.2026 16:15**

Race (9:00 and 2 Laps) started at 16:18:56

Pos	No.	Name	NAT	Chassis	Raceteam	Laps	Total Tm	Diff	Best Tm	Points	Penalty
1	134	Gil Mertens (KZ2)	BEL		CRG Belgium	13	11:40.816		53.521	80	
2	102	Joey Hanssen (KZ2)	NLD		Hanssen Motorsp	13	11:41.685	0.869	53.075	76	
3	157	Tim Ver Elst (KZ2)	BEL		CS Competition	13	11:45.476	4.660	53.389	73	
4	719	Randy Schoonderwaldt (SU	NLD		DFK	13	11:48.033	7.217	53.997	80	
5	140	Mick Bertram (KZ2)	NLD		Hanssen Motorsp	13	11:48.308	7.492	53.792	71	
6	701	Christof Huibers (SUSH)	BEL		DFK	13	11:48.651	7.835	53.862	76	
7	727	Lukas Horcicka (SUSH)	CZE			13	11:49.641	8.825	53.816	73	
8	738	Twan Kuurman (SUSH)	NLD		DFK	13	11:52.403	11.587	54.027	71	
9	99	Matthieu Delbauf (KZ2)	BEL		CS Competition	13	11:52.508	11.692	53.892	70	
10	103	Senne Vandecruys (KZ2)	BEL		CS Competition	13	11:53.243	12.427	53.830	69	
11	151	Yiroh van Duijvenvoorde (K	NLD		RPM Tuning	13	11:53.914	13.098	54.017	68	
12	141	Armin Pierlé (KZ2)	BEL		TD Racing	13	11:55.755	14.939	53.727	67	5 sec
13	105	Ayron De Fauw (KZ2)	BEL		GM Racing	13	11:59.586	18.770	54.052	66	
14	142	Maarten Versteegh (KZ2)	NLD		DJK Racing	13	11:59.945	19.129	53.952	65	
15	9	Rivolino De Cuypere (KZ2M	BEL		TD Racing	13	12:03.166	22.350	54.675	80	
16	155	Kevin Bakker (KZ2)	NLD		DJK Racing	13	12:05.582	24.766	53.804	64	
17	952	Axl Verlinde (SUSHM)	BEL		DFK	13	12:05.980	25.164	54.884	80	
18	776	Lukas Van den Heijkant (SU	NLD		DFK	13	12:06.227	25.411	54.514	70	
19	107	Jayden Aesaert (KZ2)	BEL		GM Racing	13	12:07.878	27.062	54.617	63	
20	704	Milo Van Buggenhout (SUSH	BEL		DFK	13	12:08.167	27.351	54.672	69	
21	34	Gregory De Keyser (KZ2M)	BEL		GM Racing	13	12:08.575	27.759	54.596	76	
22	109	Nick Ausloos (KZ2)	BEL		DFK	13	12:09.392	28.576	54.775	62	
23	89	Marc Donders (KZ2M)	NLD		O.W. Karting	13	12:10.452	29.636	54.598	73	3 sec
24	187	Stefan Buitelaar (KZ2)	NLD		YDA	13	12:11.023	30.207	53.866	61	8 sec
25	162	Arne van der Plaatsen (KZ2	BEL		Carette Motorspo	10	9:23.744	3 Laps	54.702	60	
Not classified											
DSQ	164	Jelte Bouma (KZ2)	NLD		DJK Racing	13	11:49.353	DSQ	53.826	0	

Announcements

These results are provisional until the conclusion of any judicial and technical matters!
#187 Time penalty 5 sec. / Pushing
#89, 187 time penalty 3 sec. (front fairing)
#141 Time penalty 5 sec. / Causing a collision
#164 Disqualified of the event / Unsportsmanlike behaviour

Margin of Victory	⌀km/h	Best Lap Tm	km/h	Best Lap by
0.869	90,820	53.075	92,247	102 - Joey Hanssen (KZ2)

GK4 Kart Series Round 7

Open Shifter — **Genk 1,360 Km**

Final Revision 1 — **15.11.2026 16:15**

Race (9:00 and 2 Laps) started at 16:18:56

Pos	No.	Name	NAT	Chassis	Raceteam	Laps	Total Tm	Diff	Best Tm	Points	Penalty
Open Schakel KZ2											
1	134	Gil Mertens (KZ2)	BEL		CRG Belgium	13	11:40.816		53.521	80	
2	102	Joey Hanssen (KZ2)	NLD		Hanssen Motorsp	13	11:41.685	0.869	53.075	76	
3	157	Tim Ver Elst (KZ2)	BEL		CS Competition	13	11:45.476	4.660	53.389	73	
4	140	Mick Bertram (KZ2)	NLD		Hanssen Motorsp	13	11:48.308	7.492	53.792	71	
5	99	Matthieu Delbauf (KZ2)	BEL		CS Competition	13	11:52.508	11.692	53.892	70	
6	103	Senne Vandecruys (KZ2)	BEL		CS Competition	13	11:53.243	12.427	53.830	69	
7	151	Yiroh van Duijvenvoorde (K	NLD		RPM Tuning	13	11:53.914	13.098	54.017	68	
8	141	Armin Pierlé (KZ2)	BEL		TD Racing	13	11:55.755	14.939	53.727	67	5 sec
9	105	Ayron De Fauw (KZ2)	BEL		GM Racing	13	11:59.586	18.770	54.052	66	
10	142	Maarten Versteegh (KZ2)	NLD		DJK Racing	13	11:59.945	19.129	53.952	65	
11	155	Kevin Bakker (KZ2)	NLD		DJK Racing	13	12:05.582	24.766	53.804	64	
12	107	Jayden Aesaert (KZ2)	BEL		GM Racing	13	12:07.878	27.062	54.617	63	
13	109	Nick Ausloos (KZ2)	BEL		DFK	13	12:09.392	28.576	54.775	62	
14	187	Stefan Buitelaar (KZ2)	NLD		YDA	13	12:11.023	30.207	53.866	61	8 sec
15	162	Arne van der Plaatsen (KZ2	BEL		Carette Motorspo	10	9:23.744	3 Laps	54.702	60	
Not classified											
DSQ	164	Jelte Bouma (KZ2)	NLD		DJK Racing	13	11:49.353	DSQ	53.826	0	
Open Schakel KZ2M											
1	9	Rivolino De Cuypere (KZ2M	BEL		TD Racing	13	12:03.166		54.675	80	
2	34	Gregory De Keyser (KZ2M)	BEL		GM Racing	13	12:08.575	5.409	54.596	76	
3	89	Marc Donders (KZ2M)	NLD		O.W. Karting	13	12:10.452	7.286	54.598	73	3 sec
Open Schakel SUSH											
1	719	Randy Schoonderwaldt (SU	NLD		DFK	13	11:48.033		53.997	80	
2	701	Christof Huibers (SUSH)	BEL		DFK	13	11:48.651	0.618	53.862	76	
3	727	Lukas Horcicka (SUSH)	CZE			13	11:49.641	1.608	53.816	73	
4	738	Twan Kuurman (SUSH)	NLD		DFK	13	11:52.403	4.370	54.027	71	
5	776	Lukas Van den Heijkant (SU	NLD		DFK	13	12:06.227	18.194	54.514	70	
6	704	Milo Van Buggenhout (SUSH	BEL		DFK	13	12:08.167	20.134	54.672	69	
Open Schakel SUSHM											
1	952	Axl Verlinde (SUSHM)	BEL		DFK	13	12:05.980		54.884	80	

Announcements

These results are provisional until the conclusion of any judicial and technical matters!
#187 Time penalty 5 sec. / Pushing
#89, 187 time penalty 3 sec. (front fairing)
#141 Time penalty 5 sec. / Causing a collision
#164 Disqualified of the event / Unsportsmanlike behaviour

Margin of Victory	⌀km/h	Best Lap Tm	km/h	Best Lap by
0.869	90,820	53.075	92,247	102 - Joey Hanssen (KZ2)

Official Timekeeping camp-company.de — **Orbits**

Timekeeping G. Kristensen:

Clerk of the course J. Van Walsum:

Chief Scrutineer Fons van Dun:

Printed: 15.11.2026 18:05:44

posted at: h

GK4 Kart Series Round 7

Open Shifter

Final

Race (9:00 and 2 Laps) started at 16:18:56

Genk 1,360 Km

15.11.2026 16:15

(134) Gil Mertens (KZ2)

Lap	Time of Day	Lap Tm	Diff	S1 Tm	S2 Tm	S3 Tm
1	16:19:52.987	**56.368**	+2.847	23.593	16.442	16.333
2	16:20:47.005	**54.018**	+0.497	21.534	16.247	16.237
3	16:21:40.934	**53.929**	+0.408	21.485	16.203	16.241
4	16:22:34.854	**53.920**	+0.399	21.482	16.175	16.263
5	16:23:28.547	**53.693**	+0.172	21.382	16.133	16.178
6	16:24:22.068	**53.521**		**21.305**	16.094	**16.122**
7	16:25:15.748	**53.680**	+0.159	21.365	16.137	16.178
8	16:26:09.299	**53.551**	+0.030	21.305	16.119	16.127
9	16:27:02.889	**53.590**	+0.069	21.320	16.115	16.155
10	16:27:56.489	**53.600**	+0.079	21.309	16.113	16.178
11	16:28:50.057	**53.568**	+0.047	21.355	**16.082**	16.131
12	16:29:43.742	**53.685**	+0.164	21.357	16.162	16.166
13	16:30:37.390	**53.648**	+0.127	21.360	16.088	16.200

(102) Joey Hanssen (KZ2)

Lap	Time of Day	Lap Tm	Diff	S1 Tm	S2 Tm	S3 Tm
1	16:19:54.669	**57.252**	+4.177	24.214	16.672	16.366
2	16:20:49.324	**54.655**	+1.580	21.780	16.464	16.411
3	16:21:43.556	**54.232**	+1.157	21.544	16.394	16.294
4	16:22:37.801	**54.245**	+1.170	21.547	16.381	16.317
5	16:23:31.860	**54.059**	+0.984	21.524	16.446	16.089
6	16:24:25.557	**53.697**	+0.622	21.226	16.193	16.278
7	16:25:18.769	**53.212**	+0.137	21.118	16.009	16.085
8	16:26:11.978	**53.209**	+0.134	21.117	15.988	16.104
9	16:27:05.085	**53.107**	+0.032	**21.035**	16.005	16.067
10	16:27:58.160	**53.075**		21.059	**15.952**	**16.064**
11	16:28:51.346	**53.186**	+0.111	21.070	15.984	16.132
12	16:29:44.993	**53.647**	+0.572	21.045	16.067	16.535
13	16:30:38.259	**53.266**	+0.191	21.137	15.997	16.132

(157) Tim Ver Elst (KZ2)

Lap	Time of Day	Lap Tm	Diff	S1 Tm	S2 Tm	S3 Tm
1	16:19:54.442	**57.294**	+3.905	24.034	16.683	16.577
2	16:20:49.087	**54.645**	+1.256	21.790	16.547	16.308
3	16:21:43.344	**54.257**	+0.868	21.461	16.479	16.317
4	16:22:37.636	**54.292**	+0.903	21.515	16.429	16.348
5	16:23:32.504	**54.868**	+1.479	22.000	16.468	16.400
6	16:24:26.484	**53.980**	+0.591	21.455	16.234	16.291
7	16:25:20.316	**53.832**	+0.443	21.313	16.221	16.298
8	16:26:14.089	**53.773**	+0.384	21.265	16.298	16.210
9	16:27:08.055	**53.966**	+0.577	21.386	16.325	16.255
10	16:28:01.558	**53.503**	+0.114	21.294	**16.066**	16.143
11	16:28:55.095	**53.537**	+0.148	21.316	16.113	16.108
12	16:29:48.661	**53.566**	+0.177	21.267	16.178	16.121
13	16:30:42.050	**53.389**		**21.222**	16.091	**16.076**

(719) Randy Schoonderwaldt (SUSH)

Lap	Time of Day	Lap Tm	Diff	S1 Tm	S2 Tm	S3 Tm
1	16:19:53.626	**56.546**	+2.549	23.632	16.529	16.385
2	16:20:48.158	**54.532**	+0.535	21.774	16.359	16.399
3	16:21:42.689	**54.531**	+0.534	21.709	16.477	16.345
4	16:22:37.054	**54.365**	+0.368	21.553	16.402	16.410
5	16:23:31.268	**54.214**	+0.217	21.497	16.406	16.311
6	16:24:25.825	**54.557**	+0.560	21.521	16.405	16.631
7	16:25:19.942	**54.117**	+0.120	21.413	16.362	16.342
8	16:26:13.939	**53.997**		**21.400**	16.304	16.293
9	16:27:08.180	**54.241**	+0.244	21.409	16.285	16.547
10	16:28:02.287	**54.107**	+0.110	21.518	16.343	16.246
11	16:28:56.413	**54.126**	+0.129	21.583	16.308	**16.235**
12	16:29:50.554	**54.141**	+0.144	21.448	**16.277**	16.416
13	16:30:44.607	**54.053**	+0.056	21.413	16.298	16.342

(140) Mick Bertram (KZ2)

Lap	Time of Day	Lap Tm	Diff	S1 Tm	S2 Tm	S3 Tm
1	16:19:55.200	**57.757**	+3.965	24.446	16.746	16.565
2	16:20:49.871	**54.671**	+0.879	21.826	16.449	16.396
3	16:21:44.104	**54.233**	+0.441	21.508	16.351	16.374
4	16:22:38.397	**54.293**	+0.501	21.543	16.306	16.444
5	16:23:32.718	**54.321**	+0.529	21.488	16.400	16.433
6	16:24:27.132	**54.414**	+0.622	21.742	16.359	16.313
7	16:25:21.049	**53.917**	+0.125	21.401	16.257	16.259
8	16:26:15.084	**54.035**	+0.243	21.373	16.205	16.457
9	16:27:08.933	**53.849**	+0.057	21.377	16.247	**16.225**
10	16:28:02.725	**53.792**		21.338	**16.184**	16.270
11	16:28:56.636	**53.911**	+0.119	**21.307**	16.328	16.276
12	16:29:50.714	**54.078**	+0.286	21.375	16.324	16.379
13	16:30:44.882	**54.168**	+0.376	21.545	16.228	16.395

(701) Christof Huibers (SUSH)

Lap	Time of Day	Lap Tm	Diff	S1 Tm	S2 Tm	S3 Tm
1	16:19:54.013	**57.439**	+3.577	24.393	16.566	16.480
2	16:20:48.450	**54.437**	+0.575	21.646	16.371	16.420
3	16:21:43.101	**54.651**	+0.789	21.562	16.556	16.533
4	16:22:37.474	**54.373**	+0.511	21.554	16.341	16.478
5	16:23:32.413	**54.939**	+1.077	21.747	16.720	16.472
6	16:24:26.921	**54.508**	+0.646	21.858	16.278	16.372
7	16:25:20.783	**53.862**		21.394	**16.176**	**16.292**
8	16:26:15.237	**54.454**	+0.592	21.434	16.258	16.762
9	16:27:09.359	**54.122**	+0.260	21.502	16.280	16.340
10	16:28:03.281	**53.922**	+0.060	21.382	16.189	16.351
11	16:28:57.223	**53.942**	+0.080	21.406	16.227	16.309
12	16:29:51.161	**53.938**	+0.076	**21.379**	16.265	16.294
13	16:30:45.225	**54.064**	+0.202	21.379	16.254	16.431

(164) Jelte Bouma (KZ2)

Lap	Time of Day	Lap Tm	Diff	S1 Tm	S2 Tm	S3 Tm
1	16:19:56.016	**58.027**	+4.201	24.355	17.069	16.603
2	16:20:50.890	**54.874**	+1.048	21.803	16.628	16.443
3	16:21:45.197	**54.307**	+0.481	21.598	16.451	16.258
4	16:22:39.365	**54.168**	+0.342	21.534	16.385	16.249
5	16:23:33.470	**54.105**	+0.279	21.450	16.350	16.305
6	16:24:27.667	**54.197**	+0.371	21.463	16.422	16.312
7	16:25:21.602	**53.935**	+0.109	21.475	16.221	16.239
8	16:26:15.532	**53.930**	+0.104	21.360	16.291	16.279
9	16:27:10.019	**54.487**	+0.661	21.591	16.675	16.221
10	16:28:03.845	**53.826**		21.388	**16.216**	16.222
11	16:28:57.674	**53.829**	+0.003	21.326	16.303	**16.200**
12	16:29:51.666	**53.992**	+0.166	21.428	16.330	16.234
13	16:30:45.927	**54.261**	+0.435	**21.311**	16.678	16.272

(727) Lukas Horcicka (SUSH)

Lap	Time of Day	Lap Tm	Diff	S1 Tm	S2 Tm	S3 Tm
1	16:19:55.622	**57.765**	+3.949	24.344	16.796	16.625
2	16:20:50.236	**54.614**	+0.798	21.756	16.466	16.392
3	16:21:44.419	**54.183**	+0.367	21.551	16.306	16.326
4	16:22:38.727	**54.308**	+0.492	21.530	16.393	16.385
5	16:23:32.983	**54.256**	+0.440	21.500	16.394	16.362
6	16:24:27.340	**54.357**	+0.541	21.684	16.383	16.290
7	16:25:21.309	**53.969**	+0.153	21.406	16.256	16.307
8	16:26:15.349	**54.040**	+0.224	21.378	16.314	16.348
9	16:27:09.705	**54.356**	+0.540	21.662	16.468	**16.226**
10	16:28:03.521	**53.816**		**21.348**	**16.167**	16.301
11	16:28:57.438	**53.917**	+0.101	21.412	16.181	16.324
12	16:29:51.439	**54.001**	+0.185	21.444	16.248	16.309
13	16:30:46.215	**54.776**	+0.960	21.450	16.941	16.385

(738) Twan Kuurman (SUSH)

Lap	Time of Day	Lap Tm	Diff	S1 Tm	S2 Tm	S3 Tm
1	16:19:57.012	**58.783**	+4.756	24.724	17.355	16.704
2	16:20:51.875	**54.863**	+0.836	21.853	16.456	16.554
3	16:21:46.442	**54.567**	+0.540	21.716	16.401	16.450
4	16:22:40.835	**54.393**	+0.366	21.696	16.261	16.436
5	16:23:35.191	**54.356**	+0.329	21.573	16.371	16.412
6	16:24:29.727	**54.536**	+0.509	21.609	16.364	16.563
7	16:25:24.273	**54.546**	+0.519	21.839	16.266	16.441
8	16:26:18.424	**54.151**	+0.124	21.494	**16.231**	16.426
9	16:27:12.543	**54.119**	+0.092	21.492	16.305	16.322
10	16:28:06.570	**54.027**		**21.456**	16.245	16.326

GK4 Kart Series Round 7

Open Shifter

Genk 1,360 Km

Final

15.11.2026 16:15

Race (9:00 and 2 Laps) started at 16:18:56

(99) Matthieu Delbauf (KZ2)

Lap	Time of Day	Lap Tm	Diff	S1 Tm	S2 Tm	S3 Tm
11	16:29:00.622	**54.052**	+0.025	21.494	16.247	**16.311**
12	16:29:54.787	**54.165**	+0.138	21.473	16.280	16.412
13	16:30:48.977	**54.190**	+0.163	21.525	16.251	16.414
1	16:19:56.714	**58.820**	+4.928	24.936	17.139	16.745
2	16:20:51.328	**54.614**	+0.722	21.746	16.467	16.401
3	16:21:45.757	**54.429**	+0.537	21.607	16.418	16.404
4	16:22:40.299	**54.542**	+0.650	21.586	16.552	16.404
5	16:23:34.481	**54.182**	+0.290	21.498	16.384	16.300
6	16:24:28.622	**54.141**	+0.249	21.466	16.386	16.289
7	16:25:22.514	**53.892**		**21.347**	16.254	16.291
8	16:26:16.513	**53.999**	+0.107	21.484	16.203	16.312
9	16:27:10.538	**54.025**	+0.133	21.453	16.325	16.247
10	16:28:04.541	**54.003**	+0.111	21.541	**16.202**	16.260
11	16:28:58.498	**53.957**	+0.065	21.408	16.313	**16.236**
12	16:29:52.501	**54.003**	+0.111	21.400	16.289	16.314
13	16:30:49.082	**56.581**	+2.689	21.446	16.355	18.780

(103) Senne Vandecruys (KZ2)

Lap	Time of Day	Lap Tm	Diff	S1 Tm	S2 Tm	S3 Tm
1	16:19:57.883	**59.256**	+5.426	24.962	17.529	16.765
2	16:20:53.132	**55.249**	+1.419	22.106	16.621	16.522
3	16:21:47.653	**54.521**	+0.691	21.587	16.484	16.450
4	16:22:42.053	**54.400**	+0.570	21.607	16.434	16.359
5	16:23:36.382	**54.329**	+0.499	21.509	16.388	16.432
6	16:24:30.717	**54.335**	+0.505	21.435	16.619	16.281
7	16:25:25.026	**54.309**	+0.479	21.673	16.406	16.230
8	16:26:19.313	**54.287**	+0.457	21.688	16.332	16.267
9	16:27:13.395	**54.082**	+0.252	21.518	16.318	16.246
10	16:28:07.225	**53.830**		21.398	**16.209**	16.223
11	16:29:01.285	**54.060**	+0.230	21.559	16.285	**16.216**
12	16:29:55.318	**54.033**	+0.203	**21.393**	16.410	16.230
13	16:30:49.817	**54.499**	+0.669	22.052	16.230	16.217

(151) Yiroh van Duijvenvoorde (KZ2)

Lap	Time of Day	Lap Tm	Diff	S1 Tm	S2 Tm	S3 Tm
1	16:19:57.294	**58.730**	+4.713	24.710	17.239	16.781
2	16:20:52.318	**55.024**	+1.007	21.978	16.493	16.553
3	16:21:46.799	**54.481**	+0.464	21.556	16.440	16.485
4	16:22:41.164	**54.365**	+0.348	21.543	16.279	16.543
5	16:23:36.024	**54.860**	+0.843	21.520	16.423	16.917
6	16:24:30.057	**54.033**	+0.016	**21.330**	16.279	16.424
7	16:25:24.539	**54.482**	+0.465	21.754	16.351	16.377
8	16:26:18.705	**54.166**	+0.149	21.589	16.256	16.321
9	16:27:12.815	**54.110**	+0.093	21.532	16.247	16.331
10	16:28:06.832	**54.017**		21.457	**16.213**	16.347
11	16:29:00.904	**54.072**	+0.055	21.464	16.257	16.351
12	16:29:55.179	**54.275**	+0.258	21.448	16.518	**16.309**
13	16:30:50.488	**55.309**	+1.292	22.721	16.228	16.360

(141) Armin Pierlé (KZ2)

Lap	Time of Day	Lap Tm	Diff	S1 Tm	S2 Tm	S3 Tm
1	16:19:57.663	**59.182**	+5.455	24.843	17.531	16.808
2	16:20:52.560	**54.897**	+1.170	21.885	16.430	16.582
3	16:21:46.972	**54.412**	+0.685	21.642	16.388	16.382
4	16:22:41.303	**54.331**	+0.604	21.670	16.346	16.315
5	16:23:35.591	**54.288**	+0.561	21.594	16.315	16.379
6	16:24:29.650	**54.059**	+0.332	21.440	16.334	16.285
7	16:25:23.513	**53.863**	+0.136	21.399	16.233	16.231
8	16:26:17.240	**53.727**		**21.300**	**16.214**	16.213
9	16:27:11.040	**53.800**	+0.073	21.433	16.217	**16.150**
10	16:28:04.903	**53.863**	+0.136	21.442	16.218	16.203
11	16:28:58.790	**53.887**	+0.160	21.413	16.268	16.206
12	16:29:52.658	**53.868**	+0.141	21.480	16.226	16.162
13	16:30:47.329	**54.671**	+0.944	21.500	16.317	16.854

(105) Ayron De Fauw (KZ2)

Lap	Time of Day	Lap Tm	Diff	S1 Tm	S2 Tm	S3 Tm
1	16:19:58.854	**1:00.039**	+5.987	25.043	17.914	17.082
2	16:20:54.663	**55.809**	+1.757	22.392	16.671	16.746
3	16:21:49.748	**55.085**	+1.033	22.108	16.522	16.455
4	16:22:44.502	**54.754**	+0.702	21.801	16.493	16.460
5	16:23:39.592	**55.090**	+1.038	21.925	16.497	16.668
6	16:24:34.546	**54.954**	+0.902	21.660	16.539	16.755
7	16:25:29.224	**54.678**	+0.626	21.706	16.558	16.414
8	16:26:24.030	**54.806**	+0.754	21.859	16.539	16.408
9	16:27:18.692	**54.662**	+0.610	21.813	16.475	16.374
10	16:28:13.755	**55.063**	+1.011	21.727	16.782	16.554
11	16:29:07.943	**54.188**	+0.136	21.626	16.317	**16.245**
12	16:30:02.108	**54.165**	+0.113	21.550	16.313	16.302
13	16:30:56.160	**54.052**		**21.452**	**16.308**	16.292

(142) Maarten Versteegh (KZ2)

Lap	Time of Day	Lap Tm	Diff	S1 Tm	S2 Tm	S3 Tm
1	16:20:00.030	**1:00.519**	+6.567	25.736	17.615	17.168
2	16:20:56.404	**56.374**	+2.422	22.772	16.833	16.769
3	16:21:51.584	**55.180**	+1.228	22.000	16.794	16.386
4	16:22:46.567	**54.983**	+1.031	21.550	16.794	16.639
5	16:23:41.778	**55.211**	+1.259	21.851	16.649	16.711
6	16:24:36.640	**54.862**	+0.910	21.947	16.468	16.447
7	16:25:31.169	**54.529**	+0.577	21.772	16.393	16.364
8	16:26:25.518	**54.349**	+0.397	21.574	16.457	16.318
9	16:27:19.470	**53.952**		**21.345**	16.319	16.288
10	16:28:13.992	**54.522**	+0.570	21.419	16.484	16.619
11	16:29:08.572	**54.580**	+0.628	21.938	16.336	16.306
12	16:30:02.544	**53.972**	+0.020	21.379	16.305	16.288
13	16:30:56.519	**53.975**	+0.023	21.476	**16.272**	**16.227**

(9) Rivolino De Cuypere (KZ2M)

Lap	Time of Day	Lap Tm	Diff	S1 Tm	S2 Tm	S3 Tm
1	16:19:58.486	**59.520**	+4.845	24.705	17.777	17.038
2	16:20:54.219	**55.733**	+1.058	22.162	16.674	16.897
3	16:21:49.272	**55.053**	+0.378	21.709	16.670	16.674
4	16:22:44.259	**54.987**	+0.312	21.813	16.567	16.607
5	16:23:39.296	**55.037**	+0.362	21.909	16.517	16.611
6	16:24:34.099	**54.803**	+0.128	21.769	16.458	16.576
7	16:25:29.082	**54.983**	+0.308	21.892	16.515	16.576
8	16:26:23.782	**54.700**	+0.025	21.748	**16.415**	16.537
9	16:27:18.457	**54.675**		**21.672**	16.494	**16.509**
10	16:28:13.934	**55.477**	+0.802	21.902	16.540	17.035
11	16:29:09.278	**55.344**	+0.669	22.315	16.444	16.585
12	16:30:04.337	**55.059**	+0.384	21.862	16.583	16.614
13	16:30:59.740	**55.403**	+0.728	21.882	16.679	16.842

(155) Kevin Bakker (KZ2)

Lap	Time of Day	Lap Tm	Diff	S1 Tm	S2 Tm	S3 Tm
1	16:20:00.454	**1:00.550**	+6.746	25.865	17.721	16.964
2	16:20:58.270	**57.816**	+4.012	23.770	17.468	16.578
3	16:21:53.961	**55.691**	+1.887	21.865	17.143	16.683
4	16:22:48.761	**54.800**	+0.996	21.684	16.740	16.376
5	16:23:44.276	**55.515**	+1.711	21.812	17.182	16.521
6	16:24:40.089	**55.813**	+2.009	21.608	16.936	17.269
7	16:25:34.161	**54.072**	+0.268	21.387	16.395	16.290
8	16:26:29.734	**55.573**	+1.769	21.631	17.499	16.443
9	16:27:23.538	**53.804**		**21.197**	16.388	**16.219**
10	16:28:18.895	**55.357**	+1.553	22.262	16.570	16.525
11	16:29:14.115	**55.220**	+1.416	22.177	16.439	16.604
12	16:30:07.935	**53.820**	+0.016	21.242	**16.227**	16.351
13	16:31:02.156	**54.221**	+0.417	21.272	16.501	16.448

(952) Axl Verlinde (SUSHM)

Lap	Time of Day	Lap Tm	Diff	S1 Tm	S2 Tm	S3 Tm
1	16:19:59.062	**1:00.002**	+5.118	25.012	17.922	17.068
2	16:20:55.399	**56.337**	+1.453	22.391	17.172	16.774
3	16:21:50.608	**55.209**	+0.325	21.941	16.560	16.708
4	16:22:46.007	**55.399**	+0.515	22.105	16.702	16.592
5	16:23:41.325	**55.318**	+0.434	21.998	16.623	16.697
6	16:24:36.413	**55.088**	+0.204	22.002	16.538	16.548
7	16:25:31.926	**55.513**	+0.629	22.405	16.517	16.591

GK4 Kart Series Round 7

Open Shifter

Genk 1,360 Km

Final

15.11.2026 16:15

Race (9:00 and 2 Laps) started at 16:18:56

(776) Lukas Van den Heijkant (SUSH)

Lap	Time of Day	Lap Tm	Diff	S1 Tm	S2 Tm	S3 Tm
1	16:20:01.109	**1:01.933**	+7.419	26.790	18.051	17.092
2	16:20:58.003	**56.894**	+2.380	23.184	17.138	16.572
3	16:21:53.470	**55.467**	+0.953	21.779	17.136	16.552
4	16:22:48.522	**55.052**	+0.538	21.990	16.623	16.439
5	16:23:43.819	**55.297**	+0.783	21.882	16.886	16.529
6	16:24:38.824	**55.005**	+0.491	21.827	16.747	16.431
7	16:25:33.676	**54.852**	+0.338	21.813	16.574	16.465
8	16:26:28.678	**55.002**	+0.488	21.941	16.647	16.414
9	16:27:23.404	**54.726**	+0.212	21.696	16.663	**16.367**
10	16:28:18.644	**55.240**	+0.726	22.147	16.592	16.501
11	16:29:13.480	**54.836**	+0.322	21.759	16.595	16.482
12	16:30:08.287	**54.807**	+0.293	21.497	**16.527**	16.783
13	16:31:02.801	**54.514**		**21.438**	16.528	16.548

(107) Jayden Aesaert (KZ2)

Lap	Time of Day	Lap Tm	Diff	S1 Tm	S2 Tm	S3 Tm
1	16:19:59.252	**1:00.134**	+5.517	25.177	17.874	17.083
2	16:20:55.659	**56.407**	+1.790	22.459	17.203	16.745
3	16:21:50.829	**55.170**	+0.553	21.911	16.520	16.739
4	16:22:46.322	**55.493**	+0.876	22.117	16.737	16.639
5	16:23:41.643	**55.321**	+0.704	21.884	16.638	16.799
6	16:24:37.431	**55.788**	+1.171	22.359	16.663	16.766
7	16:25:32.209	**54.778**	+0.161	**21.695**	16.583	16.500
8	16:26:27.368	**55.159**	+0.542	22.132	16.546	16.481
9	16:27:23.254	**55.886**	+1.269	21.836	16.592	17.458
10	16:28:19.134	**55.880**	+1.263	22.834	16.528	16.518
11	16:29:14.509	**55.375**	+0.758	22.036	16.668	16.671
12	16:30:09.835	**55.326**	+0.709	22.365	16.451	16.510
13	16:31:04.452	**54.617**		21.769	**16.443**	**16.405**

(704) Milo Van Buggenhout (SUSH)

Lap	Time of Day	Lap Tm	Diff	S1 Tm	S2 Tm	S3 Tm
1	16:19:59.534	**59.946**	+5.274	24.952	17.883	17.111
2	16:20:56.263	**56.729**	+2.057	22.747	17.143	16.839
3	16:21:52.297	**56.034**	+1.362	22.732	16.704	16.598
4	16:22:47.570	**55.273**	+0.601	21.903	16.635	16.735
5	16:23:43.551	**55.981**	+1.309	22.166	17.131	16.684
6	16:24:40.539	**56.988**	+2.316	22.030	17.150	17.808
7	16:25:35.565	**55.026**	+0.354	22.003	16.511	16.512
8	16:26:30.265	**54.700**	+0.028	**21.688**	16.493	16.519
9	16:27:25.011	**54.746**	+0.074	21.811	16.476	16.459
10	16:28:19.683	**54.672**		21.697	16.498	16.477
11	16:29:14.736	**55.053**	+0.381	21.747	16.663	16.643
12	16:30:10.036	**55.300**	+0.628	22.363	**16.411**	16.526
13	16:31:04.741	**54.705**	+0.033	21.800	16.526	**16.379**

(34) Gregory De Keyser (KZ2M)

Lap	Time of Day	Lap Tm	Diff	S1 Tm	S2 Tm	S3 Tm
1	16:20:00.798	**1:01.147**	+6.551	26.459	17.577	17.111
2	16:20:57.451	**56.653**	+2.057	23.170	16.667	16.816
3	16:21:54.281	**56.830**	+2.234	22.239	17.517	17.074
4	16:22:49.233	**54.952**	+0.356	22.000	16.465	16.487
5	16:23:44.845	**55.612**	+1.016	22.037	16.744	16.831
6	16:24:41.065	**56.220**	+1.624	22.656	16.855	16.709
7	16:25:36.059	**54.994**	+0.398	21.939	16.574	16.481
8	16:26:30.892	**54.833**	+0.237	21.870	**16.315**	16.648
9	16:27:25.793	**54.901**	+0.305	**21.698**	16.644	16.559
10	16:28:20.547	**54.754**	+0.158	21.766	16.465	16.523
11	16:29:15.143	**54.596**		21.857	16.336	**16.403**
12	16:30:10.542	**55.399**	+0.803	22.083	16.612	16.704
13	16:31:05.149	**54.607**	+0.011	21.702	16.487	16.418

(109) Nick Ausloos (KZ2)

Lap	Time of Day	Lap Tm	Diff	S1 Tm	S2 Tm	S3 Tm
1	16:20:00.352	**1:00.868**	+6.093	26.001	17.780	17.087
2	16:20:57.085	**56.733**	+1.958	22.789	16.882	17.062
3	16:21:52.912	**55.827**	+1.052	22.399	16.801	16.627
4	16:22:48.319	**55.407**	+0.632	22.106	16.658	16.643
5	16:23:44.726	**56.407**	+1.632	21.994	17.330	17.083
6	16:24:41.284	**56.558**	+1.783	22.267	17.524	16.767
7	16:25:36.434	**55.150**	+0.375	22.103	16.655	16.392
8	16:26:31.254	**54.820**	+0.045	21.816	16.543	16.461
9	16:27:26.029	**54.775**		**21.713**	16.698	**16.364**
10	16:28:21.035	**55.006**	+0.231	21.956	16.650	16.400
11	16:29:15.926	**54.891**	+0.116	22.018	**16.421**	16.452
12	16:30:10.930	**55.004**	+0.229	21.989	16.499	16.516
13	16:31:05.966	**55.036**	+0.261	21.888	16.551	16.597

(89) Marc Donders (KZ2M)

Lap	Time of Day	Lap Tm	Diff	S1 Tm	S2 Tm	S3 Tm
1	16:19:59.805	**1:01.140**	+6.542	26.212	17.755	17.173
2	16:20:56.863	**57.058**	+2.460	22.651	17.108	17.299
3	16:21:52.579	**55.716**	+1.118	22.339	16.749	16.628
4	16:22:47.958	**55.379**	+0.781	21.892	16.755	16.732
5	16:23:43.114	**55.156**	+0.558	21.884	16.630	16.642
6	16:24:38.025	**54.911**	+0.313	21.780	16.546	16.585
7	16:25:32.733	**54.708**	+0.110	21.776	16.389	16.543
8	16:26:27.678	**54.945**	+0.347	21.763	16.570	16.612
9	16:27:23.185	**55.507**	+0.909	22.322	16.465	16.720
10	16:28:18.598	**55.413**	+0.815	22.178	16.474	16.761
11	16:29:14.510	**55.912**	+1.314	22.225	16.574	17.113
12	16:30:09.428	**54.918**	+0.320	21.957	16.397	16.564
13	16:31:04.026	**54.598**		**21.682**	**16.382**	**16.534**

(187) Stefan Buitelaar (KZ2)

Lap	Time of Day	Lap Tm	Diff	S1 Tm	S2 Tm	S3 Tm
1	16:20:06.715	**1:06.971**	+13.105	33.608	16.806	16.557
2	16:21:01.493	**54.778**	+0.912	21.583	16.680	16.515
3	16:21:55.903	**54.410**	+0.544	21.402	16.524	16.484
4	16:22:50.045	**54.142**	+0.276	21.344	16.326	16.472
5	16:23:44.901	**54.856**	+0.990	21.684	16.636	16.536
6	16:24:39.827	**54.926**	+1.060	21.901	16.459	16.566
7	16:25:33.794	**53.967**	+0.101	**21.263**	16.396	16.308
8	16:26:27.875	**54.081**	+0.215	21.429	16.402	16.250
9	16:27:22.525	**54.650**	+0.784	21.773	16.323	16.554
10	16:28:17.107	**54.582**	+0.716	21.656	16.601	16.325
11	16:29:11.316	**54.209**	+0.343	21.604	16.328	16.277
12	16:30:05.182	**53.866**		21.387	**16.230**	**16.249**
13	16:30:59.597	**54.415**	+0.549	21.514	16.410	16.491

(162) Arne van der Plaatsen (KZ2)

Lap	Time of Day	Lap Tm	Diff	S1 Tm	S2 Tm	S3 Tm
1	16:20:03.447	**1:03.932**	+9.230	29.843	17.123	16.966
2	16:20:59.177	**55.730**	+1.028	22.079	16.889	16.762
3	16:21:54.535	**55.358**	+0.656	21.808	16.855	16.695
4	16:22:49.919	**55.384**	+0.682	21.920	16.743	16.721
5	16:23:45.138	**55.219**	+0.517	22.320	16.589	**16.310**
6	16:24:40.781	**55.643**	+0.941	22.054	16.995	16.594
7	16:25:35.819	**55.038**	+0.336	21.980	16.519	16.539
8	16:26:30.595	**54.776**	+0.074	21.707	16.521	16.548
9	16:27:25.616	**55.021**	+0.319	21.807	16.662	16.552
10	16:28:20.318	**54.702**		**21.625**	**16.486**	16.591







GK4 Kart Series Round 7

Lapchart

Open Shifter

Genk 1,360 Km

Final

15.11.2026 16:15

Race (9:00 and 2 Laps) started at 16:18:56

Competitors		Laps													
		0	1	2	3	4	5	6	7	8	9	10	11	12	13
Christof Huibers (SUSH) (701)	1	701	134	134	134	134	134	134	134	134	134	134	134	134	134
Gil Mertens (KZ2) (134)	2	134	719	719	719	719	719	102	102	102	102	102	102	102	102
Randy Schoonderwaldt (SUSH) (719)	3	719	701	701	701	701	102	719	719	719	157	157	157	157	157
Tim Ver Elst (KZ2) (157)	4	157	157	157	157	157	701	157	157	157	719	719	719	719	719
Joey Hanssen (KZ2) (102)	5	102	102	102	102	102	157	701	701	140	140	140	140	140	140
Mick Bertram (KZ2) (140)	6	140	140	140	140	140	140	140	140	701	701	701	701	701	701
Lukas Horcicka (SUSH) (727)	7	727	727	727	727	727	727	727	727	727	727	727	727	727	164
Matthieu Delbauf (KZ2) (99)	8	99	164	164	164	164	164	164	164	164	164	164	164	164	727
Jelte Bouma (KZ2) (164)	9	164	99	99	99	99	99	99	99	99	99	99	99	99	141
Twan Kuurman (SUSH) (738)	10	738	738	738	738	738	738	141	141	141	141	141	141	141	738
Armin Pierlé (KZ2) (141)	11	141	151	151	151	151	141	738	738	738	738	738	738	738	99
Yiroh van Duijvenvoorde (KZ2) (151)	12	151	141	141	141	141	151	151	151	151	151	151	151	151	103
Senne Vandecruys (KZ2) (103)	13	103	103	103	103	103	103	103	103	103	103	103	103	103	151
Marc Donders (KZ2M) (89)	14	89	9	9	9	9	9	9	9	9	9	105	105	105	105
Ayron De Fauw (KZ2) (105)	15	105	105	105	105	105	105	105	105	105	105	9	142	142	142
Rivolino De Cuypere (KZ2M) (9)	16	9	952	952	952	952	952	952	142	142	142	142	9	9	187
Axl Verlinde (SUSHM) (952)	17	952	107	107	107	107	107	142	952	952	952	952	187	187	9
Jayden Aesaert (KZ2) (107)	18	107	704	704	142	142	142	107	107	107	187	187	952	952	155
Lukas Van den Heijkant (SUSH) (776)	19	776	89	142	704	704	89	89	89	89	89	89	776	155	952
Nick Ausloos (KZ2) (109)	20	109	142	89	89	89	704	776	776	187	107	776	155	776	776
Maarten Versteegh (KZ2) (142)	21	142	109	109	109	109	776	187	187	776	776	155	107	89	89
Arne van der Plaatsen (KZ2) (162)	22	162	155	34	776	776	155	155	155	155	155	107	89	107	107
Milo Van Buggenhout (SUSH) (704)	23	704	34	776	155	155	109	704	704	704	704	704	704	704	704
Gregory De Keyser (KZ2M) (34)	24	34	776	155	34	34	34	162	162	162	162	162	34	34	34
Stefan Buitelaar (KZ2) (187)	25	187	162	162	162	162	187	34	34	34	34	34	109	109	109
Kevin Bakker (KZ2) (155)	26	155	187	187	187	187	162	109	109	109	109	109			

Timekeeping G. Kristensen:

Clerk of the course J. Van Walsum:

Chief Scrutineer Fons van Dun:

Printed: 15.11.2026 17:03:28

posted at: h



